

Panasonic



บริษัท ซีที อิเล็กทริก ซัพพลาย จำกัด
Professional LED Lighting
CT ELECTRIC SUPPLY CO., LTD.

โทร 02 550 9555



Panasonic

Panasonic Life Solutions India Pvt. Ltd.

3rd Floor, B Wing, I-Think Techno Campus, Pokharan Road No. 2, Thane (W), Thane - 400 607, Maharashtra.
Tel.:022-42228888 | WhatsApp: 9136028606 | Fax: 022-42228884
Customer Care No: 022- 41304130 | Email: wecare@in.panasonic.com | Web site: www.lsin.panasonic.com

April 2019

LIGHTING THE WAY TO A BETTER WORLD

Light does not only illuminate objects. It also dramatically enhances the atmosphere of living spaces as well as allows for the occupants to feel relaxed and at ease. LED lighting, in particular, offers greater energy savings along with higher colour rendering properties, opening up a new realm of possibilities.

For over 60 years, Panasonic has continued to advance lighting in terms of technology, quality, and design methods for spaces. Panasonic now enjoys a proven track record as a trusted, first choice brand of lighting products in Japan.*

"Panasonic LED" will continue to achieve greater energy savings while enriching various living spaces and urban environments around the world.

Experience for yourself how our LED lighting products add value to any application.

*Panasonic survey in September 2014

Panasonic LED



MORE COMFORT

Optimal lighting solutions created with Panasonic Lighting design methods for spaces make everyday living more comfortable.



MORE RELIABILITY

Uncompromised quality following stringent internal safety standards along with international standards to ensure long-term reliability



บริษัท ซีที อิเล็กทริก ซัพพลาย จำกัด

CT ELECTRIC SUPPLY CO., LTD.

โทร : 02 550 9555

Uniformly bright light and distinct shadows provides maximum lighting quality to create living environments with more beauty

MORE BEAUTY



บริษัท ซีที อิเล็กทริก ซัพพลาย จำกัด
 CT ELECTRIC SUPPLY CO., LTD.

โทร : 02 550 9555

PANASONIC'S UNIQUE PROFESSIONAL ASSISTANCE

Panasonic Professional Lighting offers 3 core values;

Beauty, Comfort and Reliability

In addition to the 3 core values we also provide assistance through our light engineering support, technical tools and Panasonic unique Technologies.

We provide solutions that balance out customer's business success and environmental & social sustainability.

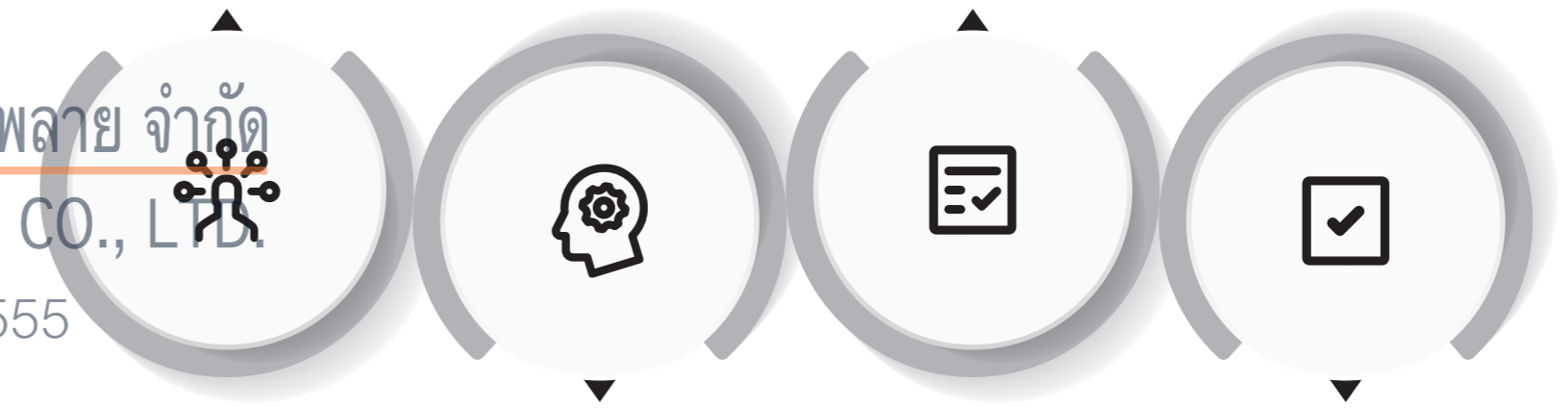
*Panasonic survey in September 2014

Planning and basic design

- Creating the lighting concept
- A sketched image of the proposal
- Collaboration with designers and architects.

Testing and on-site validation

- Use various lamps to test contrast effects
- Experimentation through a mockup
- Examination of the appearance of the light distribution and colour



Design and implementation

- Light distribution plan
- Considering the human sense of brightness through Feu
- Verification by real CG

Validation after completion

- Confirmation and adjustment on site at time of delivery
- Validation of illumination and Feu after delivery
- Accumulation of know-how



道

The Path

松下幸四郎

Konosuke Matsushita

Founder
Konosuke Matsushita
(1894-1989)

The founder, Konosuke Matsushita, was born on November 27, 1894, in Wasamura that is now part of Wakayama City, Japan. He launched Matsushita Electric Housewares Manufacturing

The Founder's Words Of Wisdom

The founder, Konosuke Matsushita, was a philosopher and creative thinker who spent a lifetime contemplating the significance of people and society. The words that he left behind reveal the essence of life and touch the hearts of people even in today's age.

道

The Path Is Infinite

We should always be determined to go after something new and better by enthusiastically doing what should be done. With this kind of mentality, you'll see great changes and progress from a year earlier, in both your life and work. The notion of "better" has no limitations. We have to believe in it strongly and confront every task with great enthusiasm. The path is infinite.

Love Others Like Yourself

There are many important things to be done to resolve disagreements between people or battles between countries and bring peace to humanity. But most importantly we should nurture the mentality of loving others as oneself or being considerate to one another. However, the mentality can't be nurtured only through knowledge, but also through daily education at home from childhood, at school and in all other practical scenarios.



共存共栄

素直

With an Open Mind

If something is not going well, consider the matter calmly. You might be hung up on something and obsessed by it. You are convinced you are right. But if you adamantly insist on sticking to it, you risk becoming narrow-minded and ending up making a wrong decision. Let us always possess an open mind when trying to do things.



COMMERCIAL



RETAIL & HOSPITALITY

บริษัท ซีที อิเล็กทริก ซัพพลาย จำกัด
ELECTRIC SUPPLY CO., LTD.

โทร : 02 550 9555



INDUSTRIAL



OUTDOOR

COMMERCIAL
LIGHTING



บริษัท ซีที อิเล็กทริก ซัพพลาย จำกัด

CT ELECTRIC SUPPLY CO., LTD.

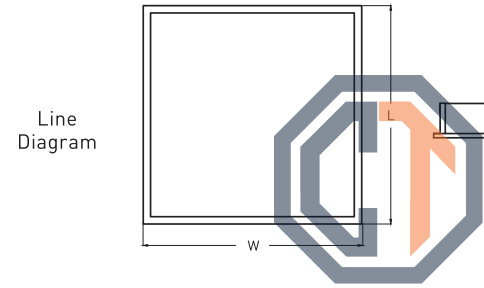
โทร : 02-50 9555

Be humb

Cooperation does
happen without mu
respect & humility



	20W	25W
4000K	PBLM05204 2300lm	PBLM11254 3000lm
6500K	PBLM05207 2500lm	PBLM11257 3250lm
Dimension (mm) (L/Dia x W/Dia x H)	595 x 595 x 70	595 x 595 x 70
Cut Out Dimension (mm)	575 X 575	575 X 575



บริษัท ซีที อิเล็กทริก ซัพพลาย จำกัด
CT ELECTRIC SUPPLY CO., LTD.

โทร : 055-110551

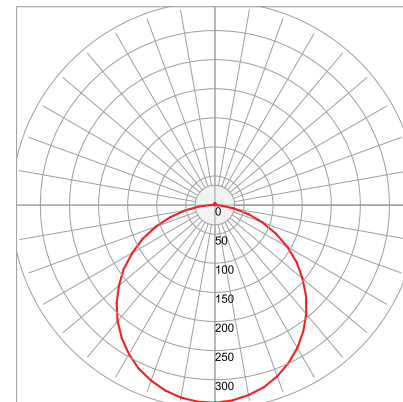
SCANTO PLUS
BASE LIGHT

Deep type recess mounting LED luminaire equipped with CRCA powder coating housing , anti glare diffuser with separate energy efficient electronic driver.

Application areas

Corporate Offices | Modern Workspaces
Banks | Software Centres | Hospitals

Photometric data



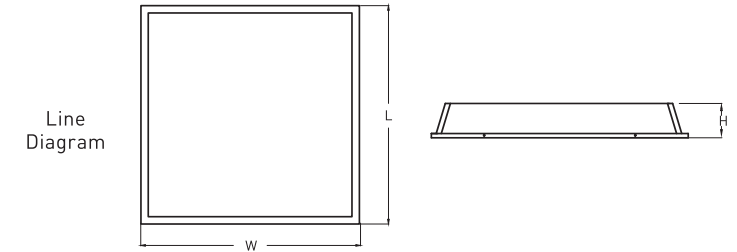
SCANTO PLUS
BASE LIGHT

Deep type recess mounting LED luminaire equipped with CRCA powder coating housing , anti glare diffuser with separate energy efficient electronic driver.

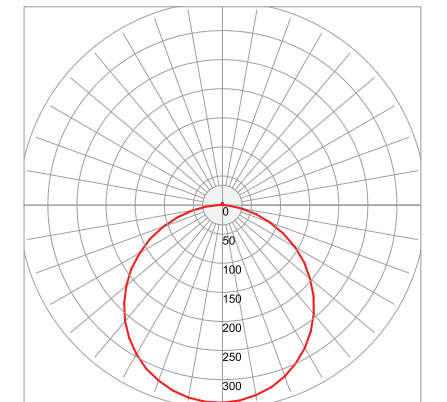
Application areas

Corporate Offices | Modern Workspaces
Banks | Software Centres | Hospitals

	30W	36W
4000K	PBLM05304 3210lm	PBLM01364 3300lm
5700K	PBLM05308 3300lm	PBLM01368 3600lm
Dimension (mm) (L/Dia x W/Dia x H)	595 x 595 x 75	595 x 595 x 75
Cut Out Dimension (mm)	575 X 575	575 X 575



Photometric data



SCANTO PLUS
BASE LIGHT

Deep type recess mounting LED luminaire equipped with CRCA powder coating housing , anti glare diffuser with separate energy efficient electronic driver.

Application areas

Corporate Offices | Modern Workspaces
Banks | Software Centres | Hospitals



Product Specification

- Input Voltage : AC220-240V, 50/60Hz
- Operating voltage range : 100-300V
- High Performance electronic driver ensure Zero Maintenance
- High Surge Protection : 2.5KV
- Average Life L70B50 : 50000 hrs
- High transmittance PMMA diffuser for glare-free symmetric light distribution
- No harmful UV & IR radiations
- Operating Temperature : -10°C to +45°C
- Dimmable option available (Analog & DALI)



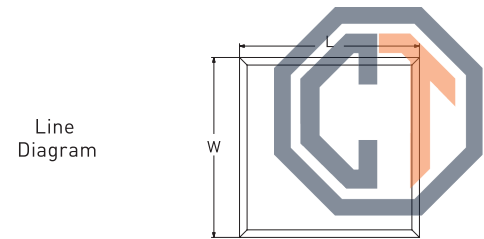
Product Specification

- Input Voltage : AC220-240V, 50/60Hz
- Operating voltage range : 100-300V
- High Performance electronic driver ensure Zero Maintenance
- High Surge Protection : 2.5KV
- Average Life L70B50 : 50000 hrs
- High transmittance PMMA diffuser for glare-free symmetric light distribution
- No harmful UV & IR radiations
- Operating Temperature : -10°C to +45°C
- Dimmable option available (Analog & DALI)



36W	
4000K	PBLM09364 3420lm
6500K	PBLM09367 3600lm
Dimension (mm) (L/Dia x W/Dia x H)	595 x 595 x 10
Cut Out Dimension (mm)	580 X 580

Note : PBLM10XXX with POP Clip Option



SCANTO
ULTRA SLIM BASE LIGHT



Ultra slim edge lit type recess mounting LED luminaire with extruded aluminium housing, anti glare diffuser and separate energy efficient electronic driver.

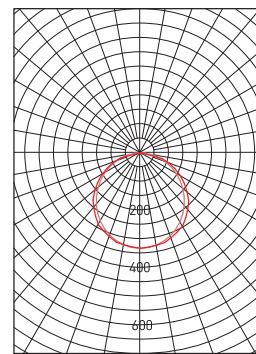
Product Specification

- Input Voltage : AC220-240V, 50/60Hz
- Operating voltage range : 100-277V
- High Performance electronic driver ensure Zero Maintenance
- High Surge Protection : 2.5KV
- Average Life L70B50 : 50000 hrs
- High transmittance PMMA diffuser for glare-free symmetric light distribution
- No harmful UV & IR radiations
- Operating Temperature : -10°C to +45°C

Application areas

Corporate Offices | Modern Workspaces
Banks | Conference | Software Centres | Hospitals

Photometric data




บริษัท ซีที อิเล็กทริก ซัพพลาย จำกัด
CT ELECTRIC SUPPLY CO., LTD.

โทร : 02-011-0555
HEHO
BASE LIGHT

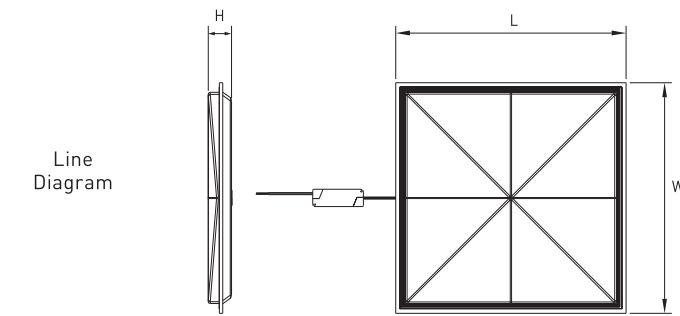
Aesthetically designed recess fixture with drop down diffuser. Fixture made of CRCA material with powder coating. Drop down PMMA diffuser used to balance Light on the ceiling & walls.

Application areas

Modern Office | Meeting Room | Auditorium | Assembly Hall



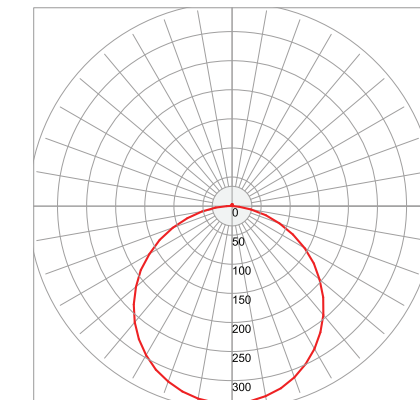
30W	
4000K	PBLM12304 3000lm
5700K	PBLM12308 3150lm
Dimension (mm) (L/Dia x W/Dia x H)	600 x 600 x 60
Cut Out Dimension (mm)	575 x 575



Product Specification

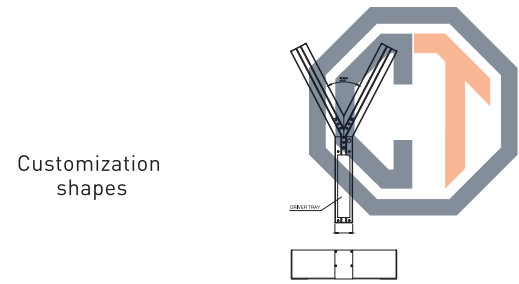
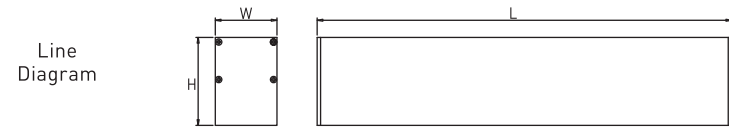
- Input Voltage : AC220-240V, 50/60Hz
- Operating voltage range : 140-270V
- High Performance electronic driver ensure Zero Maintainance
- High Surge Protection : 2.5KV
- Average Life L70B50 : 50000 hrs
- High transmittance PMMA diffuser for glare-free symmetric light distribution
- No harmful UV & IR radiations
- Operating Temperature : -10°C to +45°C
- Dimmable option available (Analog & DALI)

Photometric data





	15W	18W
4000K	PLHM01154 1440lm	PLHM01184 1728lm
6000K	PLHM01156 1500lm	PLHM01186 1800lm
Dimension (mm) (L/Dia x W/Dia x H)	600 x 54 x 88	600 x 54 x 88
Cut Out Dimension (mm)	N/A	N/A



บริษัท ซีที อิเล็กทริก ซัพพลาย จำกัด
CT ELECTRIC SUPPLY CO., LTD.

โทร : 055-555555

SLENDO
SUSPENDED LINEAR DOWN TYPE



Aesthetically designed LED linear fixture suitable for suspended down type with housing made of high quality extruded aluminium alloy including die-cast aluminium end cap. These series are also available with seamless continuous lighting system ensuring no visible dark spot or light leakages.

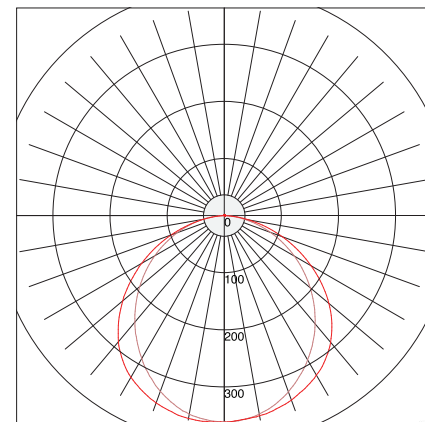
Product Specification

- Input Voltage : AC220-240V, 50/60Hz
- Operating voltage range : 100-300V
- High Surge Protection : 4KV
- Average Life L70B50 : 50000 hrs
- BWF diffuser with push fit technology
- No harmful UV & IR radiations
- Operating Temperature : -10°C to +45°C
- Loop in loop out option (on request)
- In-built accessories for continuous linear connection
- Dimmable option available (Analog & DALI)
- Customization shapes available - "Y", "L", "O"

Application areas

Corporate Offices | Corridors & Libraries | Museums | Meeting room
Educational Facilities | Reception Area | Modern Workspaces

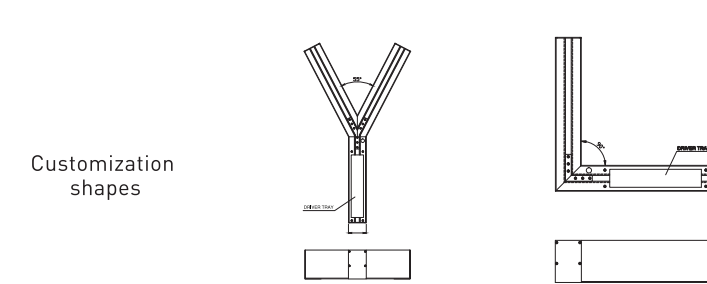
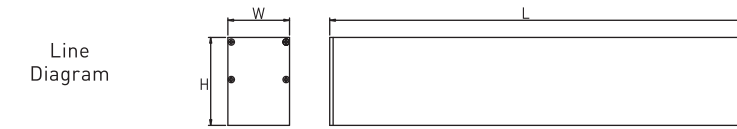
Photometric data



Note : 15W is Compatible with 25W & 18W is Compatible with 35W for proper uniformity.



	25W	35W	50W
4000K	PLHM01254 2400lm	PLHM01354 3360lm	PLHM01504 4800lm
6000K	PLHM01256 2500lm	PLHM01356 3500lm	PLHM01506 5000lm
Dimension (mm) (L/Dia x W/Dia x H)	1200 x 54 x 88	1200 x 54 x 88	2390 x 54 x 88
Cut Out Dimension (mm)	N/A	N/A	N/A



SLENDO
SUSPENDED LINEAR DOWN TYPE



Aesthetically designed LED linear fixture suitable for suspended down type with housing made of high quality extruded aluminium alloy including die-cast aluminium end cap. These series are also available with seamless continuous lighting system ensuring no visible dark spot or light leakages.

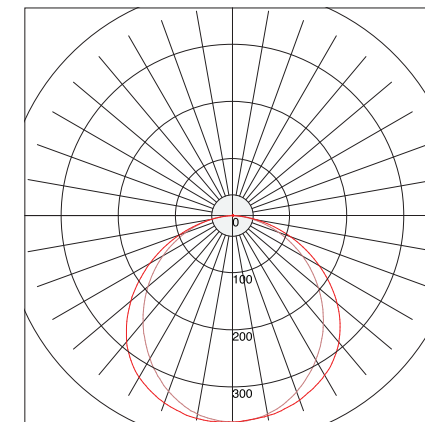
Product Specification

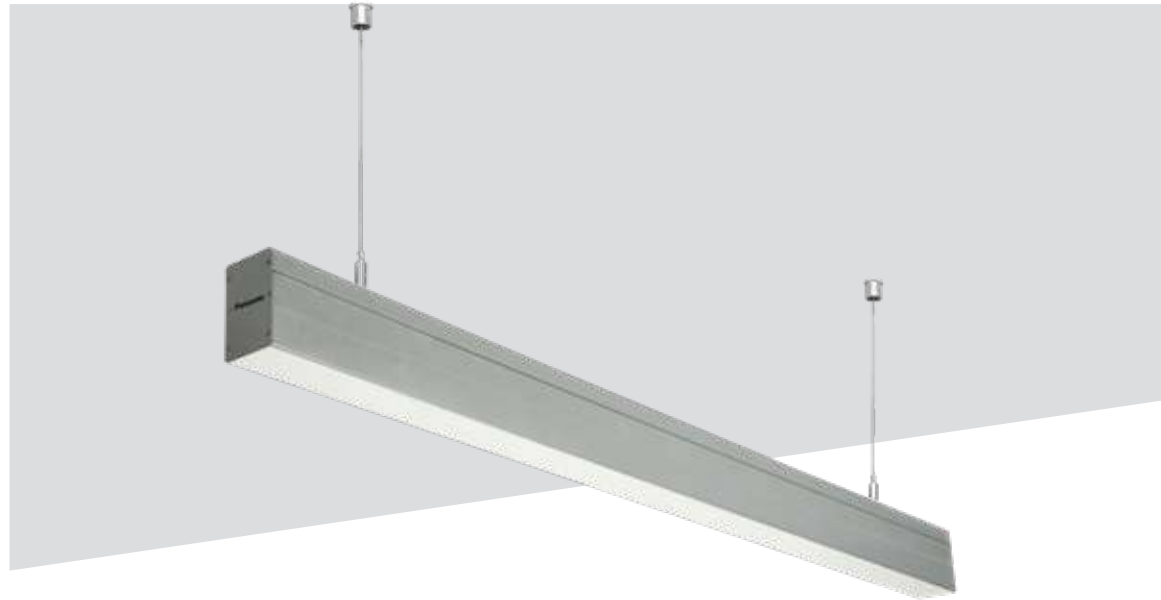
- Input Voltage : AC220-240V, 50/60Hz
- Operating voltage range : 100-300V
- High Surge Protection : 4KV
- Average Life L70B50 : 50000 hrs
- BWF diffuser with push fit technology
- No harmful UV & IR radiations
- Operating Temperature : -10°C to +45°C
- Loop in loop out option (on request)
- In-built accessories for continuous linear connection
- Dimmable option available (Analog & DALI)
- Customization shapes available - "Y", "L", "O"

Application areas

Corporate Offices | Corridors & Libraries | Museums | Meeting room
Educational Facilities | Reception Area | Modern Workspaces

Photometric data





SLENDO PLUS
SUSPENDED LINEAR DOWN TYPE

Aesthetically designed LED linear fixture suitable for suspended down type with housing made of high quality extruded aluminium alloy including die-cast aluminium end cap. These series are also available with seamless continuous lighting system ensuring no visible dark spot or light leakages.

Application areas

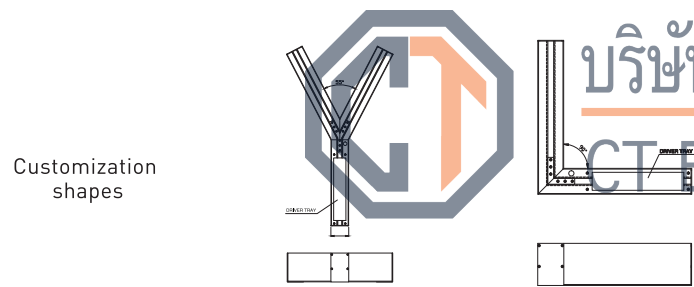
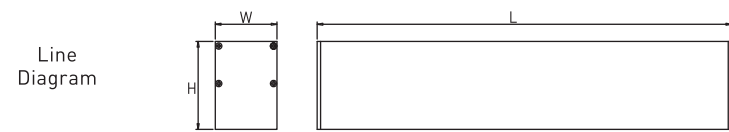
Corporate Offices | Corridors & Libraries | Museums | Meeting room
Educational Facilities | Reception Area | Modern Workspaces



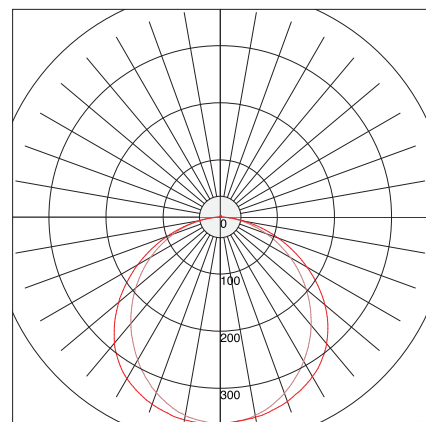
Product Specification

- Input Voltage : AC220-240V, 50/60Hz
- Operating voltage range : 100-300V
- High Surge Protection : 4KV
- Average Life L70B50 : 50000 hrs
- BWF diffuser with push fit technology
- No harmful UV & IR radiations
- Operating Temperature : -10°C to +45°C
- Loop in loop out option [on request]
- In-built accessories for continuous linear connection
- Dimmable option available (Analog & DALI)
- Customization shapes available - "Y", "L", "O"

	22W	32W
4000K	PLHM01224 2200lm	PLHM01324 3200lm
5700K	PLHM01228 2420lm	PLHM01328 3520lm
Dimension (mm) (L/Dia x W/Dia x H)	1200 x 54 x 88	1200 x 54 x 88
Cut Out Dimension (mm)	N/A	N/A



Photometric data



บริษัท ซีที อิเล็กทริก ซัพพลาย จำกัด
CT ELECTRIC SUPPLY CO., LTD.

โทร : 055-5555555



SLENDO 55
SUSPENDED LINEAR UP DOWN TYPE

Aesthetically designed LED linear fixture suitable for suspended up/down type with housing made of high quality extruded aluminium alloy including die-cast aluminium end cap. These series are also available with seamless continuous lighting system ensuring no visible dark spot or light leakages.

Application areas

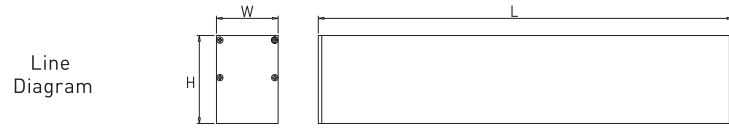
Corporate Offices | Corridors & Libraries | Museums | Meeting room
Educational Facilities | Reception Area | Modern Workspaces



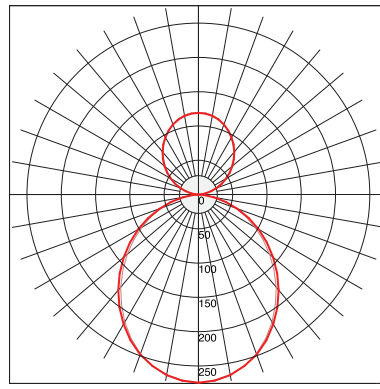
Product Specification


- Input Voltage : AC220-240V, 50/60Hz
- Operating voltage range : 100-300V
- High Surge Protection : 4KV
- Average Life L70B50 : 50000 hrs
- BWF diffuser with push fit technology
- No harmful UV & IR radiations
- Operating Temperature : -10°C to +45°C
- Loop in loop out option [on request]
- In-built accessories for continuous linear connection

	40W	65W
4000K	PLHM04404 3840lm	PLHM04654 6240lm
6000K	PLHM04406 4000lm	PLHM04656 6500lm
Dimension (mm) (L/Dia x W/Dia x H)	1200 x 54 x 88	1200 x 54 x 88
Cut Out Dimension (mm)	N/A	N/A




Photometric data





	15W	18W
4000K	PLRM01154 1440lm	PLRM01184 1728lm
6000K	PLRM01156 1500lm	PLRM01186 1800lm
Dimension (mm) (L/Dia x W/Dia x H)	620 x 69 x 71	620 x 69 x 71
Cut Out Dimension (mm)	605 x 55	605 x 55



	25W	35W
4000K	PLRM01254 2400lm	PLRM01354 3360lm
6000K	PLRM01256 2500lm	PLRM01356 3500lm
Dimension (mm) (L/Dia x W/Dia x H)	1220 x 69 x 71	1220 x 69 x 71
Cut Out Dimension (mm)	1200 x 55	1200 x 55

SLENDO
RECESSED LINEAR FIXTURE



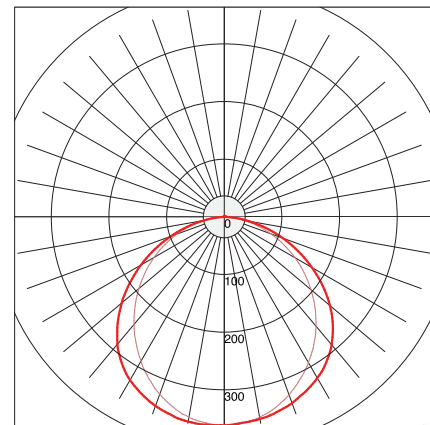
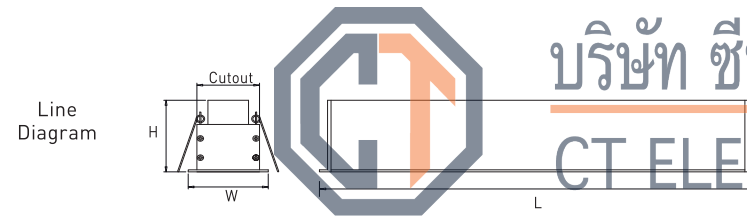
Aesthetically designed LED linear fixture with housing made of high quality extruded aluminium alloy including die-cast aluminium end cap. These series are also available with seamless continuous lighting system ensuring no visible dark spot or light gaps.

Product Specification

- Input Voltage : AC220-240V, 50/60Hz
- Operating voltage range : 100-300V
- High Surge Protection : 4KV
- Average Life L70B50 : 50000 hrs
- BWF diffuser with push fit technology
- No harmful UV & IR radiations
- Operating Temperature : -10°C to +45°C
- Loop in loop out option (on request)
- In-built accessories for continuous linear connection
- Dimmable option available (Analog & DALI)

Application areas

Offices | Corridors & Libraries | Museums | Meeting room
Educational Facilities | Reception Area



Note : 15W is Compatible with 25W & 18W is Compatible with 35W for proper uniformity.

บริษัท ซีที อิเล็กทริก ซัพพลาย จำกัด
CT ELECTRIC SUPPLY CO., LTD.

โทร : 055-555555

SLENDO
RECESSED LINEAR FIXTURE



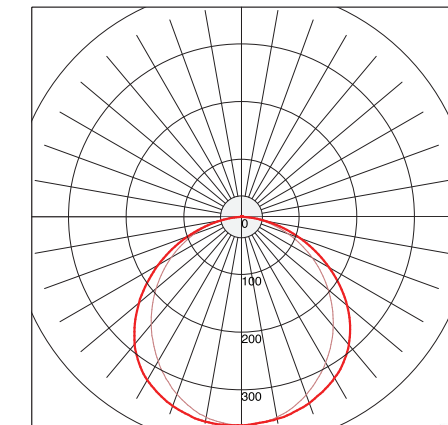
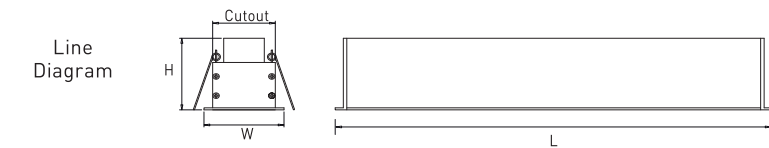
Aesthetically designed LED linear fixture with housing made of high quality extruded aluminium alloy including die-cast aluminium end cap. These series are also available with seamless continuous lighting system ensuring no visible dark spot or light gaps.

Product Specification

- Input Voltage : AC220-240V, 50/60Hz
- Operating voltage range : 100-300V
- High Surge Protection : 4KV
- Average Life L70B50 : 50000 hrs
- BWF diffuser with push fit technology
- No harmful UV & IR radiations
- Operating Temperature : -10°C to +45°C
- Loop in loop out option (on request)
- In-built accessories for continuous linear connection
- Dimmable option available (Analog & DALI)

Application areas

Offices | Corridors & Libraries | Museums | Meeting room
Educational Facilities | Reception Area





BULWARK
ALUMINIUM DOWN LIGHT

Recess mounting circular LED downlight luminaire with aluminium housing in white PC finish, specially designed heat sink, anti glare diffuser and integrated energy efficient electronic driver

Application areas

Retail Store | Corporate Offices | Corridors
Gym /Spa | Showrooms | Restaurants | Hotels



Product Specification

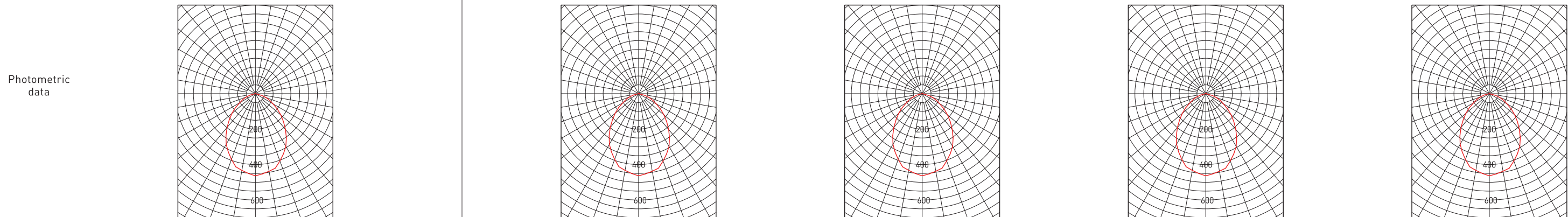
- Input Voltage : AC220-240V, 50/60Hz
- Operating voltage range : 90-295V
- High Performance electronic driver ensure Zero Maintenance
- High Surge Protection : 2.5KV
- Average Life L70B50 : 50000 hrs
- High Quality polycarbonate frosted diffuser for glare-free uniform lighting distribution
- No harmful UV and IR radiations
- Operating Temperature : -10°C to +45°C

	5W	8W	12W	14W	20W
3000K	PDLM03053 420lm	PDLM03083 720lm	PDLM03123 1100lm	PDLM03143 1270lm	PDLM03203 1960lm
4000K	PDLM03054 440lm	PDLM03084 740lm	PDLM03124 1150lm	PDLM03144 1330lm	PDLM03204 2020lm
6500K	PDLM03057 450lm	PDLM03087 760lm	PDLM03127 1180lm	PDLM03147 1370lm	PDLM03207 2060lm
Dimension (mm) (L/Dia x W/Dia x H)	92 x 92 x 63.5	113 x 113 x 72.5	145 x 145 x 75	174 x 174 x 78.5	244 x 244 x 94.5
Cut Out Dimension (mm)	Ø70	Ø92	Ø130	Ø150	Ø205

Line Diagram

Cutout

บริษัท ซีที อิเล็กทริก ซัพพลาย จำกัด
CT ELECTRIC SUPPLY CO., LTD.
โทร : 02 550 9555





SPUR
PC DOWN LIGHT

Recess mounting circular LED downlight luminaire with PC housing, anti-glare diffuser and separate energy efficient electronic driver.

Application areas

Residences | Corporate Offices | Museums | Retail Stores
Shopping Malls | Airport Lounges Restaurants | Hotels

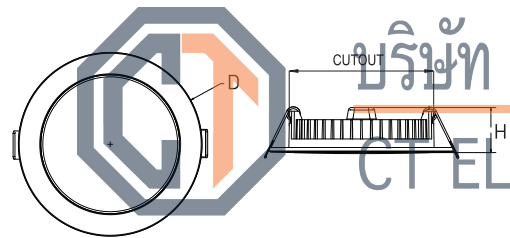


Product Specification

- Input Voltage : AC220-240V, 50/60Hz
- Operating voltage range : 100-330V
- High Performance electronic driver ensure Zero Maintenance
- High Surge Protection : 2.5KV
- Average Life L70B50 : 25000 hrs
- High Quality polycarbonate frosted diffuser for glare-free uniform lighting distribution
- No harmful UV and IR radiations
- Operating Temperature : -10°C to +45°C
- Dimmable option available (Analog & DALI)

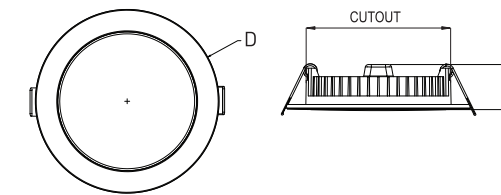
	5W	10W	15W	20W
3000K	PDLM12053 455lm	PDLM12103 890lm	PDLM12153 1335lm	PDLM12203 1780lm
4000K	PDLM12054 460lm	PDLM12104 920lm	PDLM12154 1380lm	PDLM12204 1840lm
6500K	PDLM12057 500lm	PDLM12107 1000lm	PDLM12157 1500lm	PDLM12207 2000lm
Dimension (mm) (L/Dia x W/Dia x H)	120 x 120 x 30	150 x 150 x 30	198 x 198 x 30	198 x 198 x 30
Cut Out Dimension (mm)	Ø102	Ø128	Ø178	Ø178

Line Diagram

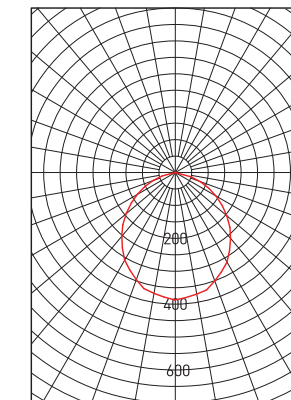
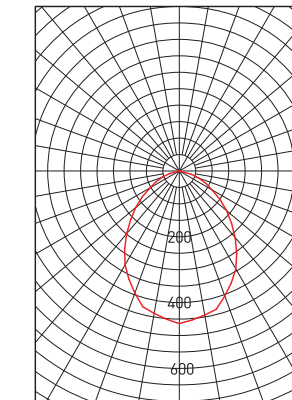
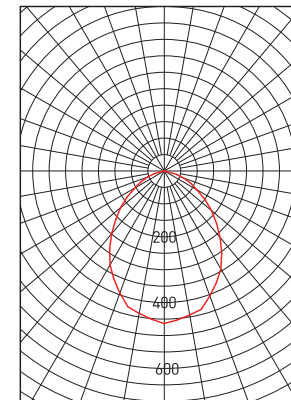
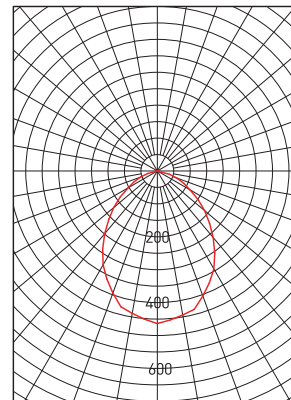


บริษัท ซีที อิเล็กทริก ซัพพลาย จำกัด
CT ELECTRIC SUPPLY CO., LTD.

โทร : 02 550 9555



Photometric data





NEW

BLUSH
CIRCULAR ALUMINIUM PANEL LIGHT



Recess mounted slim circular type LED panel with die-cast aluminium housing and smooth powder coated finish with anti-glare UV stabilized diffuser and separate energy efficient electronic driver.

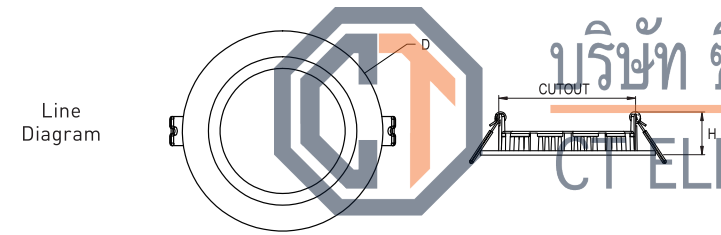
Product Specification

- Input Voltage : AC220-240V, 50/60Hz
- Operating voltage range : 100-275V
- High Performance electronic driver ensure Zero Maintenance
- High Surge Protection : 2.5KV
- Average Life L70B50 : 30000 hrs
- High Quality polycarbonate frosted diffuser for glare-free uniform lighting distribution
- No harmful UV and IR radiations
- Operating Temperature : -10°C to +45°C

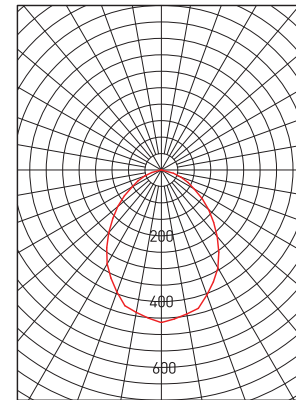
Application areas

Residences | Corporate Offices | Museums | Retail Stores
Shopping Malls | Airport Lounges Restaurants | Hotels

	10W	15W	20W
3000K	PPAM11103P 700lm	PPAM11153P 1050lm	PPAM11203P 1400lm
4000K	PPAM11104P 800lm	PPAM11154P 1200lm	PPAM11204P 1600lm
6000K	PPAM11106P 900lm	PPAM11156P 1350lm	PPAM11206P 1800lm
Dimension (mm) (L/Dia x W/Dia x H)	145 x 145 x 25	170 x 170 x 25	190 x 190 x 25
Cut Out Dimension (mm)	Ø132	Ø156	Ø177



Line Diagram



Photometric data

บริษัท ซีที อิเล็กทริก ซัพพลาย จำกัด
CT ELECTRIC SUPPLY CO., LTD.

โทร : 055-555555

NEW

BLUSH
SQUARE ALUMINIUM PANEL LIGHT

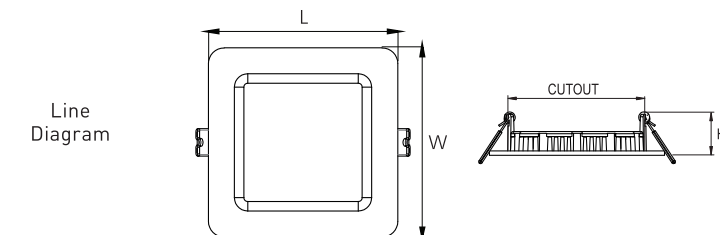
Recess mounted slim square type LED panel with die-cast aluminium housing and smooth powder coated finish with anti-glare UV stabilized diffuser and separate energy efficient electronic driver.

Application areas

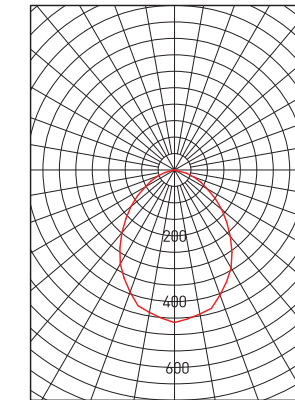
Residences | Corporate Offices | Museums | Retail Stores
Shopping Malls | Airport Lounges Restaurants | Hotels



	10W	15W	20W
3000K	PPAM12103P 700lm	PPAM12153P 1050lm	PPAM12203P 1400lm
4000K	PPAM12104P 800lm	PPAM12154P 1200lm	PPAM12204P 1600lm
6000K	PPAM12106P 900lm	PPAM12156P 1350lm	PPAM12206P 1800lm
Dimension (mm) (L/Dia x W/Dia x H)	145 x 145 x 25	170 x 170 x 25	190 x 190 x 25
Cut Out Dimension (mm)	132 x 132	156 x 156	177 x 177



Line Diagram



Photometric data



Product Specification

- Input Voltage : AC220-240V, 50/60Hz
- Operating voltage range : 100-275V
- High Performance electronic driver ensure Zero Maintenance
- High Surge Protection : 2.5KV
- Average Life L70B50 : 30000 hrs
- High Quality polycarbonate frosted diffuser for glare-free uniform lighting distribution
- No harmful UV and IR radiations
- Operating Temperature : -10°C to +45°C



NEW

DISTILL
CIRCULAR ALUMINIUM DOWN LIGHT

Surface mounted circular LED down light luminaire with die-cast aluminium housing in white powder coated finish, anti-glare diffuser and energy efficient electronic driver.

Application areas

Residences | Corporate Offices | Museums | Retail Stores
Shopping Malls | Airport Lounges Restaurants | Hotels

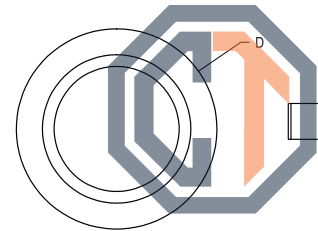


Product Specification

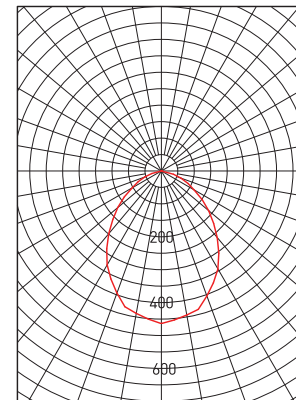
- Input Voltage : AC220-240V, 50/60Hz
- Operating voltage range : 100-275V
- High Performance electronic driver ensure Zero Maintenance
- High Surge Protection : 2.5KV
- Average Life L70B50 : 30000 hrs
- High Quality polycarbonate frosted diffuser for glare-free uniform lighting distribution
- No harmful UV and IR radiations
- Operating Temperature : -10°C to +45°C

	10W	15W	20W
3000K	PDLM10103P 660lm	PDLM10153P 1080lm	PDLM10203P 1480lm
4000K	PDLM10104P 680lm	PDLM10154P 1110lm	PDLM10204P 1520lm
6000K	PDLM10106P 700lm	PDLM10156P 1140lm	PDLM10206P 1560lm
Dimension (mm) (L/Dia x W/Dia x H)	120 x 120 x 35	170 x 170 x 35	225 x 225 x 35
Cut Out Dimension (mm)	N/A	N/A	N/A

Line Diagram



Photometric data



บริษัท ซีที อิเล็กทริก ซัพพลาย จำกัด
CT ELECTRIC SUPPLY CO., LTD.

โทร : 0 550 9555

DISTILL
SQUARE ALUMINIUM DOWN LIGHT

Surface mounted square LED down light luminaire with die-cast aluminium housing in white powder coated finish, anti-glare diffuser and energy efficient electronic driver.

Application areas

Residences | Corporate Offices | Museums | Retail Stores
Shopping Malls | Airport Lounges Restaurants | Hotels

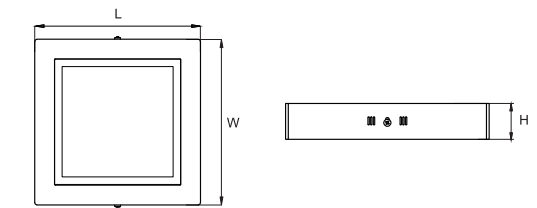


Product Specification

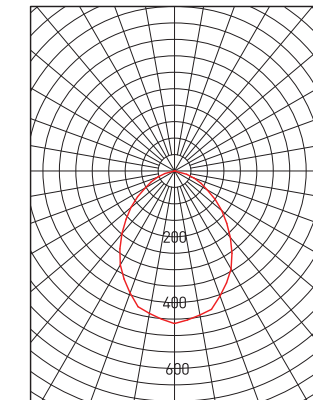
- Input Voltage : AC220-240V, 50/60Hz
- Operating voltage range : 100-275V
- High Performance electronic driver ensure Zero Maintenance
- High Surge Protection : 2.5KV
- Average Life L70B50 : 30000 hrs
- High Quality polycarbonate frosted diffuser for glare-free uniform lighting distribution
- No harmful UV and IR radiations
- Operating Temperature : -10°C to +45°C

	10W	15W	20W
3000K	PDLM11103P 660lm	PDLM11153P 1080lm	PDLM11203P 1480lm
4000K	PDLM11104P 680lm	PDLM11154P 1110lm	PDLM11204P 1520lm
6000K	PDLM11106P 700lm	PDLM11156P 1140lm	PDLM11206P 1560lm
Dimension (mm) (L/Dia x W/Dia x H)	120 x 120 x 35	170 x 170 x 35	225 x 225 x 35
Cut Out Dimension (mm)	N/A	N/A	N/A

Line Diagram



Photometric data





NEW

SPINDLE
CIRCULER SUSPENDED



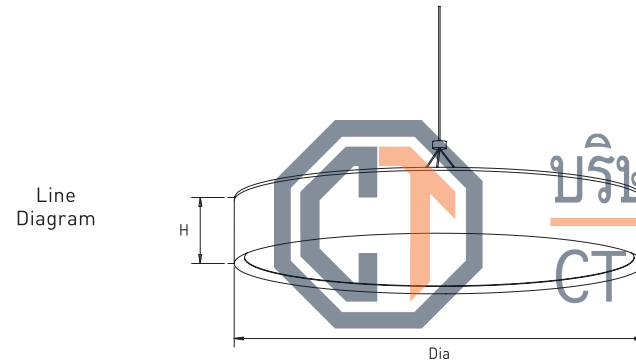
Product Specification

- Input Voltage : AC220-240V, 50/60Hz
- Operating voltage range : 140-270V
- High Performance electronic driver ensure Zero Maintainance
- High Surge Protection : 2.5KV
- Average Life L70B50 : 50000 hrs
- High transmittance PMMA diffuser for glare-free symmetric light distribution
- No harmful UV & IR radiations
- Operating Temperature : -10°C to +45°C

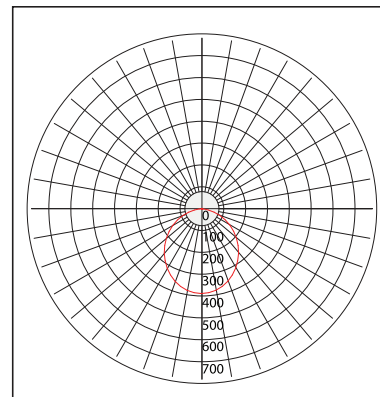
Application areas

Modern Office | Meeting Room | Auditorium | Assembly Hall

	25W	32W	42W
4000K	PDLM20254 2000lm	PDLM20324 2560lm	PDLM20424 3360lm
5700K	PDLM20258 2125lm	PDLM20328 2720lm	PDLM20428 3570lm
Dimension (mm) (L/Dia x W/Dia x H)	300 x 300 x 85	450 x 450 x 85	600 x 600 x 95
Cut Out Dimension (mm)	N/A	N/A	N/A



Line Diagram



Photometric data

บริษัท ซีที อิเล็กทริก ซัพพลาย จำกัด
CT ELECTRIC SUPPLY CO., LTD.

โทร : 02-0115555
SPINDLE
CIRCULER SURFACE



NEW

SPINDLE
CIRCULER SURFACE



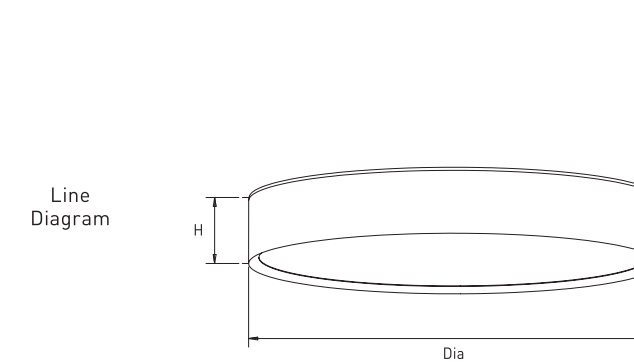
Product Specification

- Input Voltage : AC220-240V, 50/60Hz
- Operating voltage range : 140-270V
- High Performance electronic driver ensure Zero Maintainance
- High Surge Protection : 2.5KV
- Average Life L70B50 : 50000 hrs
- High transmittance PMMA diffuser for glare-free symmetric light distribution
- No harmful UV & IR radiations
- Operating Temperature : -10°C to +45°C

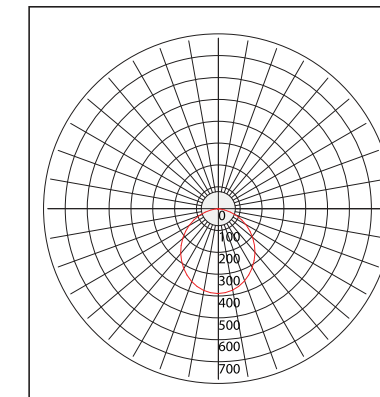
Application areas

Modern Office | Meeting Room | Auditorium | Assembly Hall

	25W	32W	42W
4000K	PDLM21254 2000lm	PDLM21324 2560lm	PDLM21424 3360lm
5700K	PDLM21258 2125lm	PDLM21328 2720lm	PDLM21428 3570lm
Dimension (mm) (L/Dia x W/Dia x H)	300 x 300 x 85	450 x 450 x 85	600 x 600 x 95
Cut Out Dimension (mm)	N/A	N/A	N/A



Line Diagram



Photometric data



NEW

PEAR
CYLINDRICAL SUSPENDED



Product Specification

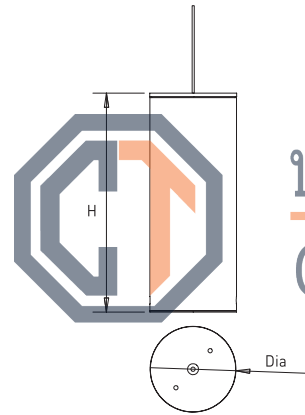
- Input Voltage : AC220-240V, 50/60Hz
- Operating voltage range : 140-270V
- High Performance electronic driver ensure Zero Maintenance
- High Surge Protection : 2.5KV
- Average Life L70B50 : 50000 hrs
- No harmful UV & IR radiations
- Operating Temperature : -10°C to +45°C

Application areas

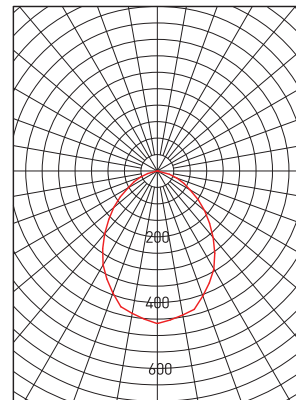
Modern Office | Corridors & Libraries | Museums | Reception Area | Recreation Area

	12W	20W
4000K	PDLM18124 960lm	PDLM18204 1600lm
5700K	PDLM18128 1020lm	PDLM18208 1700lm
Dimension (mm) (L/Dia x W/Dia x H)	102 x 102 x 200	102 x 102 x 200
Cut Out Dimension (mm)	N/A	N/A

Line Diagram



Photometric data



บริษัท ซีที อิเล็กทริก ซัพพลาย จำกัด
CT ELECTRIC SUPPLY CO., LTD.

โทร : 055-955

PEAR
CYLINDRICAL SURFACE

Cylindrical surface mounted LED luminaire comprises of Al housing matt powder coated in black is used for modern offices, recreation area & other interiors. Special translucent PMMA diffuser used for better lighting distribution.

Application areas

Modern Office | Corridors & Libraries | Museums | Reception Area | Recreation Area

NEW

PEAR
CYLINDRICAL SURFACE

Cylindrical surface mounted LED luminaire comprises of Al housing matt powder coated in black is used for modern offices, recreation area & other interiors. Special translucent PMMA diffuser used for better lighting distribution.

Application areas

Modern Office | Corridors & Libraries | Museums | Reception Area | Recreation Area

NEW

PEAR
CYLINDRICAL SURFACE

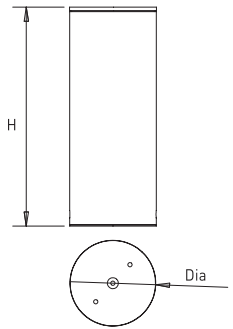
Cylindrical surface mounted LED luminaire comprises of Al housing matt powder coated in black is used for modern offices, recreation area & other interiors. Special translucent PMMA diffuser used for better lighting distribution.

Application areas

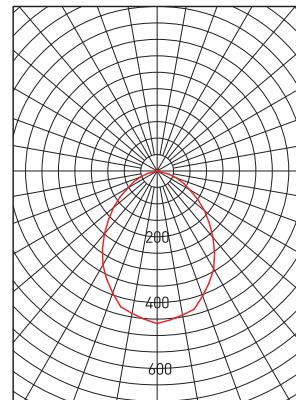
Modern Office | Corridors & Libraries | Museums | Reception Area | Recreation Area

	12W	20W
4000K	PDLM19124 960lm	PDLM19204 1600lm
5700K	PDLM19128 1020lm	PDLM19208 1700lm
Dimension (mm) (L/Dia x W/Dia x H)	102 x 102 x 200	102 x 102 x 200
Cut Out Dimension (mm)	N/A	N/A

Line Diagram



Photometric data



NEW

PEAR
CYLINDRICAL SURFACE


Cylindrical surface mounted LED luminaire comprises of Al housing matt powder coated in black is used for modern offices, recreation area & other interiors. Special translucent PMMA diffuser used for better lighting distribution.

Application areas

Modern Office | Corridors & Libraries | Museums | Reception Area | Recreation Area



25W	
4000K	PTZM02254 1750lm
6500K	PTZM02257 2295lm
Dimension (mm) (L/Dia x W/Dia x H)	1190 x 145 x 100
Cut Out Dimension (mm)	1180 x 135



	20W	36W
4000K	PBTM08204 1900lm	PBTM08364 3420lm
5700K	PBTM08208 2000lm	PBTM08368 3600lm
Dimension (mm) (L/Dia x W/Dia x H)	1185 x 20 x 32	1175 x 30 x 36
Cut Out Dimension (mm)	N/A	N/A

SLENDO TECH
TECHZONE



Recess mounting Techzone introduce a uniquely clean, simple lighting system offering continuous lighting solution for Armstrong Techzone system

Product Specification

- Input Voltage : AC220-240V, 50/60Hz
- Operating voltage range : 150-265V
- High Surge Protection : 2.5KV
- Average Life L70B50 : 50000 hrs
- High transmittance PMMA diffuser for glare-free symmetric light distribution
- No harmful UV & IR radiations
- Operating Temperature : -10°C to +45°C

Application areas

Corporate office | Meeting Room | Corridors | Libraries

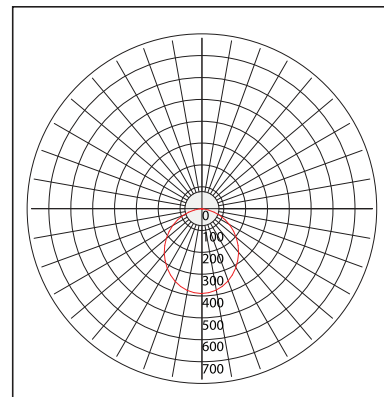
Line Diagram



บริษัท ซีที อิเล็กทริก ซัพพลาย จำกัด
CT ELECTRIC SUPPLY CO., LTD.

โทร : 02-5000055
HARROWAL
ALUMINIUM BATTEN

Photometric data



LED batten for surface and suspended applications. Anodized extruded aluminium housing, high transmissibility diffuser with high lumen output.

Application areas

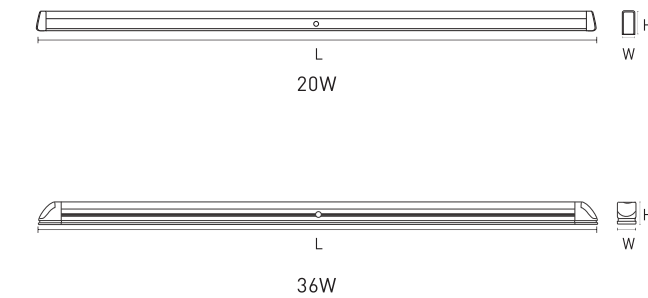
Morden offices | Corridors & Libraries | Educational Facilites | Hospitals



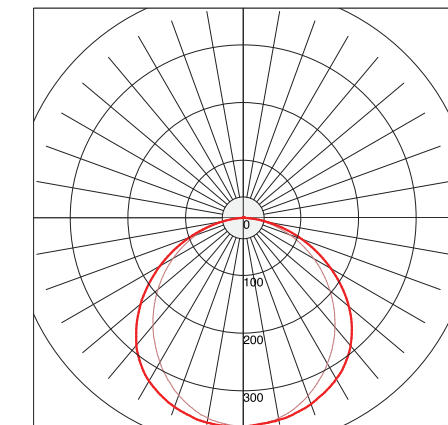
Product Specification

- Input Voltage : AC220-240V, 50/60Hz
- Operating voltage range : 140-270V
- High Performance electronic driver ensure Zero Maintenance
- High Surge Protection : 2KV
- Optics: PC diffuser for better light distribution
- No harmful UV & IR radiations
- Operating Temperature : -10°C to +45°C

Line Diagram



Photometric data



RETAIL & HOSPITALITY
LIGHTING




บริษัท ซีที อิเล็กทริก ซัพพลาย จำกัด
G.ELECTRIC SUPPLY CO., LTD.
โทร 02-550 9556



HOSPITALITY

In the hospitality industry, lighting plays a vital role in creating the right ambience. We have a host of custom lighting solutions that are perfect for all kinds of hospitality ideas.



GUEST ROOM



Glareless DL




COB DL



Glareless DL



Glareless DL



CORRIDOR



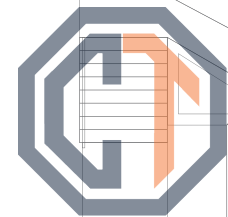
BANQUET HALL



Glareless DL



Glareless DL




บริษัท ซีที อิเล็กทริก ซัพพลาย จำกัด
CT ELECTRIC SUPPLY CO., LTD.


โทร : 02 550 9555



Base Light



CONFERENCE



RECEPTION



Glareless DL



Track Light




Space Player



COB DL



Pin Hole DL



ELEVATOR HALL



CASK
COB DOWN LIGHT



Recess mounting circular COB LED downlight with die-cast aluminium housing in white powder coating finish, specially designed heat sink, anti glare diffuser and separate energy efficient electronic driver

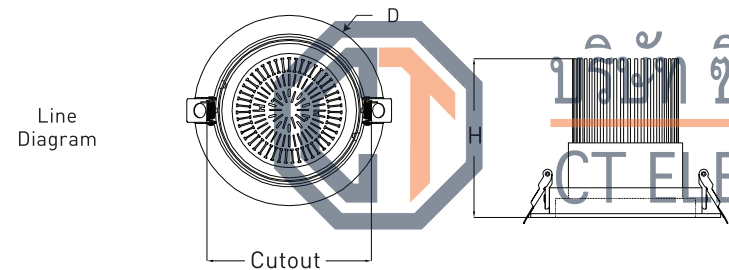
Application areas

Residences | Corporate Offices | Museums | Retail Stores
Shopping Malls | Airport Lounges Restaurants | Hotels

Product Specification

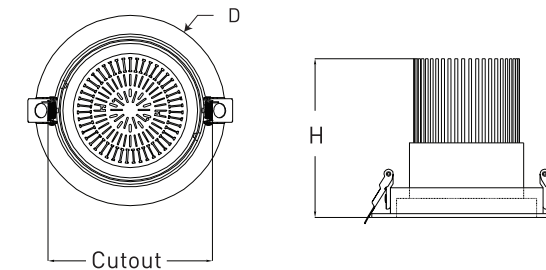
- Input Voltage : AC220-240V, 50/60Hz
- Operating voltage range : 90-305V
- High Performance electronic driver ensure Zero Maintenance
- High Surge Protection : 2.5KV
- Average Life L70B50 : 50000 hrs
- High purity anodized glossy aluminium reflector to enhance the lumen output of the fixture
- No harmful UV and IR radiations
- Operating Temperature : -10°C to +45°C
- High efficiency adjustable spotlight

	3W	7W	15W	25W	30W	40W
3000K	PDLM07033 285lm	PDLM07073 665lm	PDLM07153** 1425lm	PDLM07253** 2375lm	PDLM07303** 2850lm	PDLM07403** 3800lm
4000K	PDLM07034** 300lm	PDLM07074** 700lm	PDLM07154** 1500lm	PDLM07254** 2500lm	PDLM07304** 3000lm	PDLM07404** 4000lm
6500K	PDLM07037 315lm	PDLM07077 735lm	PDLM07157** 1575lm	PDLM07257** 2625lm	PDLM07307** 3150lm	PDLM07407** 4200lm
Dimension (mm) (L/Dia x W/Dia x H)	68 x 68 x 66	85 x 85 x 62	110 x 110 x 85	140 x 140 x 120	160 x 160 x 125	180 x 180 x 127
Cut Out Dimension (mm)	Ø55	Ø75	Ø95	Ø125	Ø145	Ø160

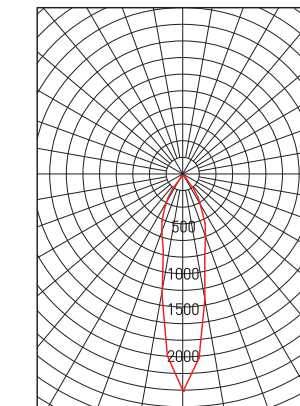
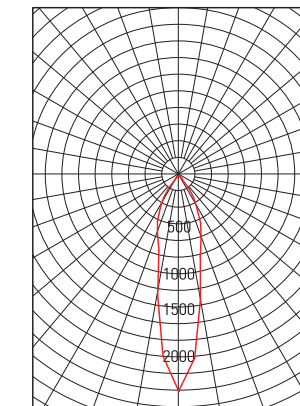
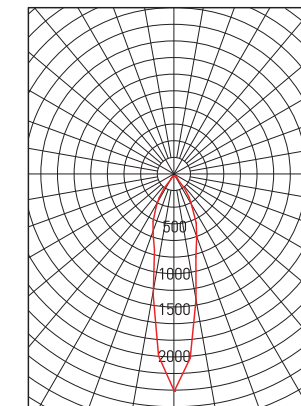
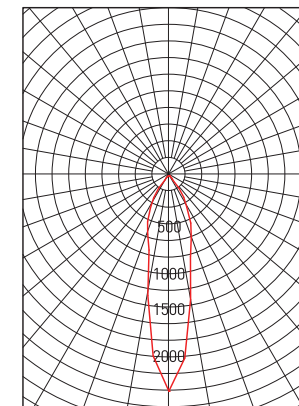
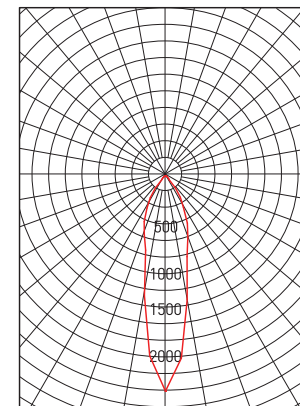
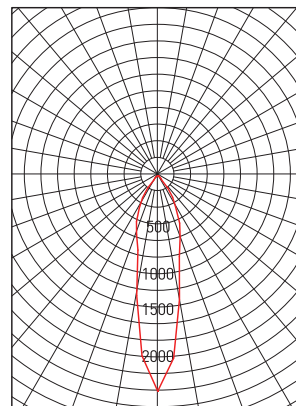


บริษัท ซีที อิเล็กทริก ซัพพลาย จำกัด
CT ELECTRIC SUPPLY CO., LTD.

โทร : 02 550 9555



Photometric data



** Make to Order



CASK
COB DOWN LIGHT



Recess mounting circular COB LED downlight with die-cast aluminium housing in white powder coating finish, specially designed heat sink, anti glare diffuser and separate energy efficient electronic driver

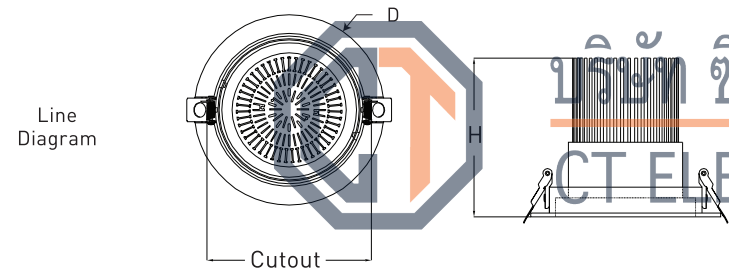
Application areas

Residences | Corporate Offices | Museums | Retail Stores
Shopping Malls | Airport Lounges Restaurants | Hotels

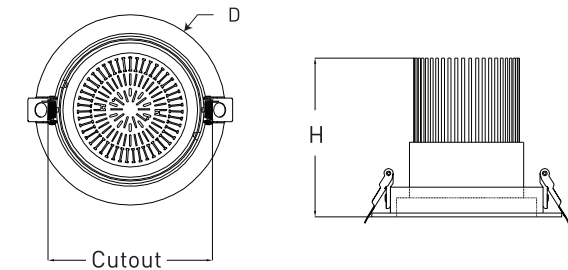
Product Specification

- Input Voltage : AC220-240V, 50/60Hz
- Operating voltage range : 90-305V
- High Performance electronic driver ensure Zero Maintenance
- High Surge Protection : 2.5KV
- Average Life L70B50 : 50000 hrs
- High purity anodized glossy aluminium reflector to enhance the lumen output of the fixture
- No harmful UV and IR radiations
- Operating Temperature : -10°C to +45°C
- High efficiency adjustable spotlight

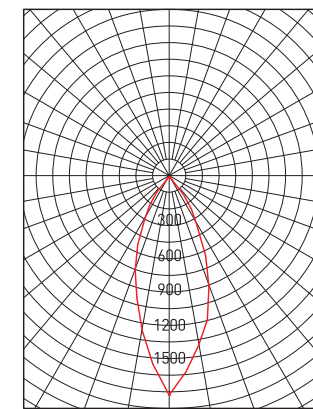
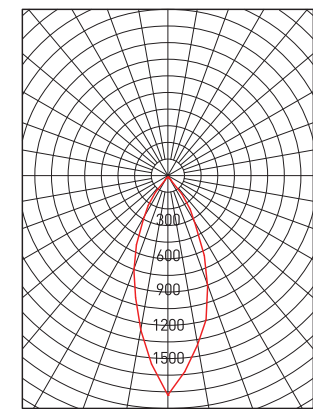
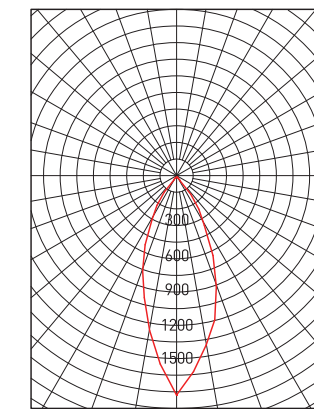
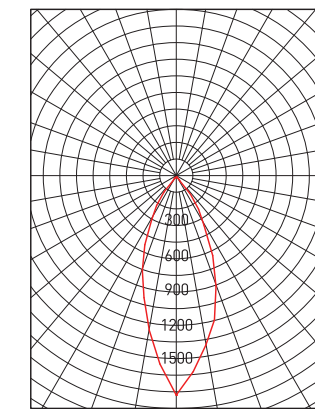
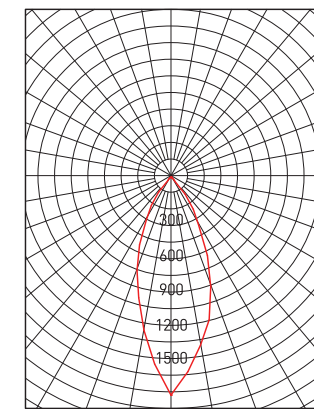
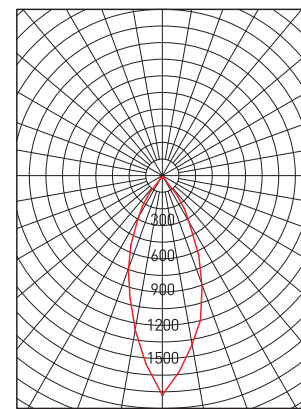
	3W	7W	15W	25W	30W	40W
3000K	PDLM08033** 285lm	PDLM08073** 665lm	PDLM08153 1425lm	PDLM08253** 2375lm	PDLM08303** 2850lm	PDLM08403** 3800lm
4000K	PDLM08034** 300lm	PDLM08074** 700lm	PDLM08154** 1500lm	PDLM08254** 2500lm	PDLM08304** 3000lm	PDLM08404** 4000lm
6500K	PDLM08037** 315lm	PDLM08077** 735lm	PDLM08157 1575lm	PDLM08257** 2625lm	PDLM08307** 3150lm	PDLM08407** 4200lm
Dimension (mm) (L/Dia x W/Dia x H)	68 x 68 x 66	85 x 85 x 62	110 x 110 x 85	140 x 140 x 120	160 x 160 x 125	180 x 180 x 127
Cut Out Dimension (mm)	Ø55	Ø75	Ø95	Ø125	Ø145	Ø160



บริษัท ซีที อิเล็กทริก ซัพพลาย จำกัด
CT ELECTRIC SUPPLY CO., LTD.
โทร : 02 550 9555



Photometric data



** Make to Order



CASK
COB DOWN LIGHT



Recess mounting circular COB LED downlight with die-cast aluminium housing in white powder coating finish, specially designed heat sink, anti glare diffuser and separate energy efficient electronic driver

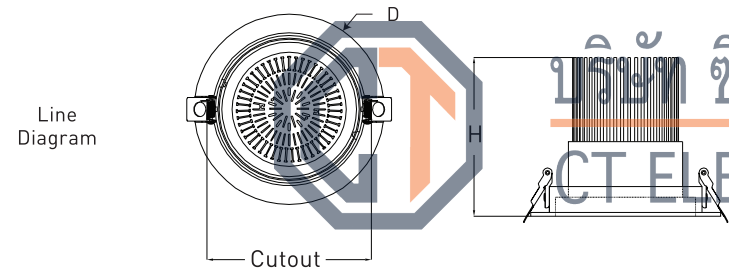
Product Specification

- Input Voltage : AC220-240V, 50/60Hz
- Operating voltage range : 90-305V
- High Performance electronic driver ensure Zero Maintenance
- High Surge Protection : 2.5KV
- Average Life L70B50 : 50000 hrs
- High purity anodized glossy aluminium reflector to enhance the lumen output of the fixture
- No harmful UV and IR radiations
- Operating Temperature : -10°C to +45°C
- High efficiency adjustable spotlight

Application areas

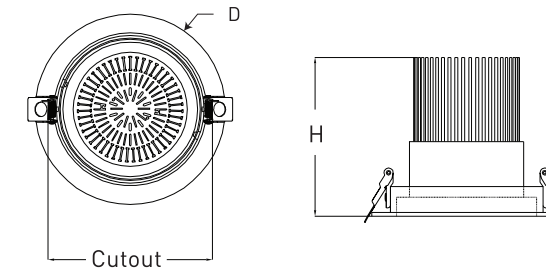
Residences | Corporate Offices | Museums | Retail Stores
Shopping Malls | Airport Lounges Restaurants | Hotels

	3W	7W	15W	25W	30W	40W
3000K	PDLM09033** 285lm	PDLM09073** 665lm	PDLM09153 1425lm	PDLM09253 2375lm	PDLM09303 2850lm	PDLM09403 3800lm
4000K	PDLM09034** 300lm	PDLM09074** 700lm	PDLM09154** 1500lm	PDLM09254** 2500lm	PDLM09304** 3000lm	PDLM09404** 4000lm
6500K	PDLM09037** 315lm	PDLM09077** 735lm	PDLM09157 1575lm	PDLM09257 2625lm	PDLM09307 3150lm	PDLM09407 4200lm
Dimension (mm) (L/Dia x W/Dia x H)	68 x 68 x 66	85 x 85 x 62	110 x 110 x 85	140 x 140 x 120	160 x 160 x 125	180 x 180 x 127
Cut Out Dimension (mm)	Ø55	Ø75	Ø95	Ø125	Ø145	Ø160

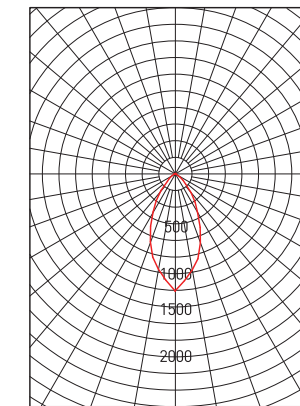
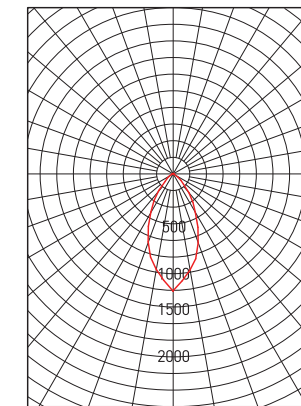
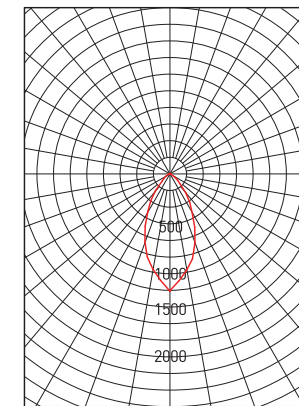
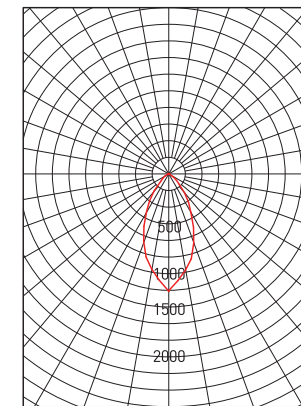
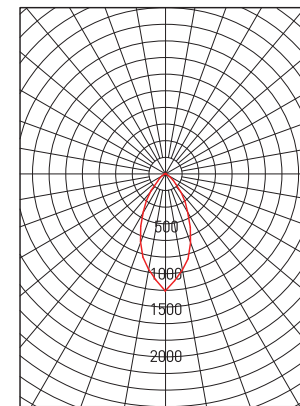
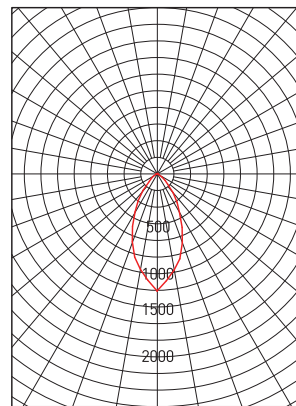


บริษัท ซีที อิเล็กทริก ซัพพลาย จำกัด
CT ELECTRIC SUPPLY CO., LTD.

โทร : 02 550 9555



Photometric data



** Make to Order



SLANT
IP65 DOWN LIGHT

Water Proof Recess mounting Circular LED Luminaire with die-cast aluminum housing in white electrophoresis finish, specially designed heat sink and separate energy efficient electronic driver.



Product Specification

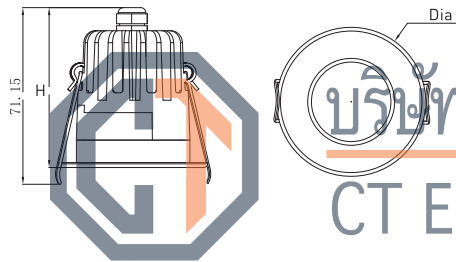
- Input Voltage : AC220-240V, 50/60Hz
- Operating voltage range : 80-330V
- High Performance electronic driver ensure Zero Maintainance
- High Surge Protection : 2.5KV
- Average Life L70B50 : 50000 hrs
- High purity anodized glossy aluminium reflector
- No harmful UV & IR radiations
- Operating Temperature : -10°C to +45°C

Application areas

Showrooms | Restaurants | Hotels | Malls | Bathrooms

8W	
3000K	ADL27R083 350lm
Dimension (mm) (L/Dia x W/Dia x H)	60 x 60 x 65
Cut Out Dimension (mm)	Ø50

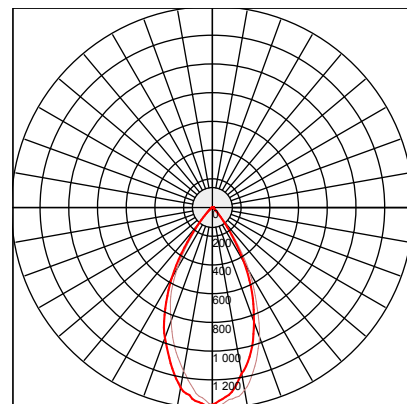
Line Diagram



บริษัท ซีที อิเล็กทริก ซัพพลาย จำกัด
CT ELECTRIC SUPPLY CO., LTD.

โทร : 02-555-5555

Photometric data



ADROIT
ADJUSTABLE DOWN LIGHT

Recess Mounting Adjustable type Circular LED Luminaire with die-cast aluminum housing in white electrophoresis finish, specially designed heat sink and separate energy efficient electronic driver.



Product Specification

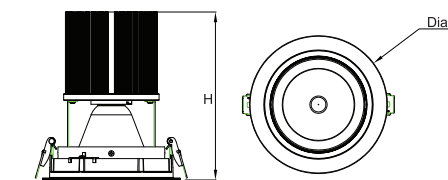
- Input Voltage : AC220-240V, 50/60Hz
- Operating voltage range : 80-330V
- High Performance electronic driver ensure Zero Maintainance
- High Surge Protection : 2.5KV
- Average Life L70B50 : 50000 hrs
- High purity anodized glossy aluminium reflector
- No harmful UV & IR radiations
- Operating Temperature : -10°C to +45°C

Application areas

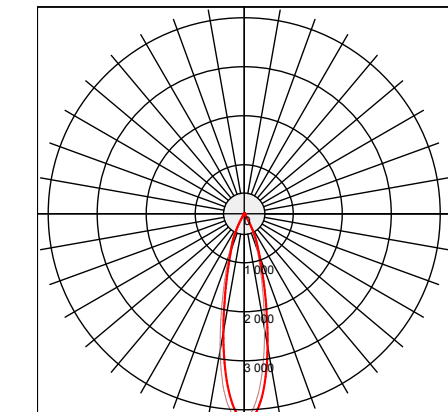
Showrooms | Restaurants | Hotels | Malls | Reception Area

28W	
3000K	ADL17R283 2100lm
4000K	ADL17R284 2100lm
Dimension (mm) (L/Dia x W/Dia x H)	125 x 125 x 154
Cut Out Dimension (mm)	Ø125

Line Diagram

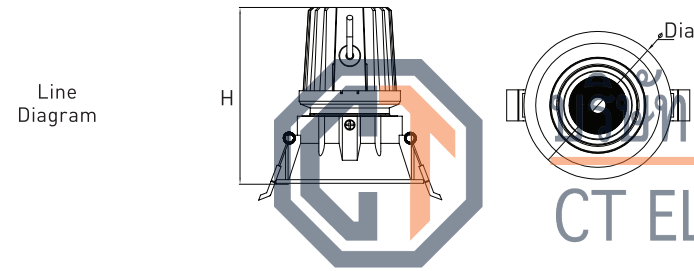


Photometric data





	12W
3000K	ADL21R123 720lm
Dimension (mm) (L/Dia x W/Dia x H)	100 x 100 x 120
Cut Out Dimension (mm)	ø90



บริษัท ซีที อิเล็กทริก ซัพพลาย จำกัด
CT ELECTRIC SUPPLY CO., LTD.

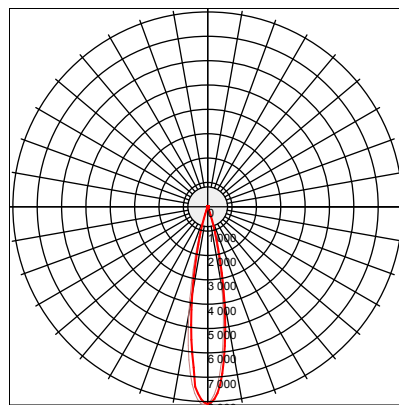
โทร : 02-555-5555

ADROIT
TRIM DOWN LIGHT

Recess Mounting Glareless Adjustable Type Circular LED Luminaire with die-cast aluminum housing in white electrophoresis finish, specially designed heat sink and separate energy efficient electronic driver.

Application areas

Showrooms | Restaurants | Reception Area | Hotels | Malls



Photometric data

ADROIT
TRIMLESS DOWN LIGHT ADJUSTABLE



Product Specification

- Input Voltage : AC220-240V, 50/60Hz
- Operating voltage range : 80-330V
- High Performance electronic driver ensure Zero Maintainance
- High Surge Protection : 2.5KV
- Average Life L70B50 : 50000 hrs
- High purity anodized glossy faceted aluminium reflector
- No harmful UV & IR radiations
- Operating Temperature : -10°C to +45°C

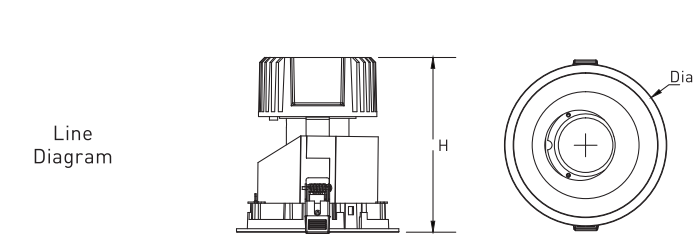
Recess Mounting Glareless Adjustable type Circular LED Luminaire with die-cast aluminum housing in white electrophoresis finish, specially designed heat sink and separate energy efficient electronic driver.

Application areas

Showrooms | Restaurants | Reception Area | Hotels | Malls



	15W
3000K	ADL21R153 1225lm
Dimension (mm) (L/Dia x W/Dia x H)	140 x 140 x 150
Cut Out Dimension (mm)	ø130



Line Diagram



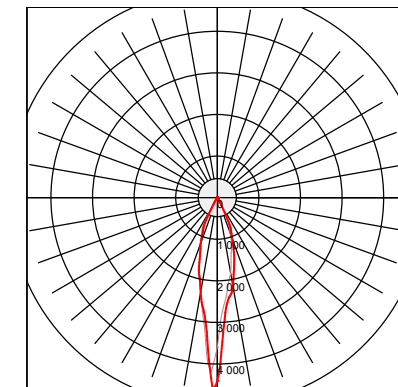
Product Specification

- Input Voltage : AC220-240V, 50/60Hz
- Operating voltage range : 80-330V
- High Performance electronic driver ensure Zero Maintainance
- High Surge Protection : 2.5KV
- Average Life L70B50 : 50000 hrs
- High purity anodized glossy faceted aluminium reflector
- No harmful UV & IR radiations
- Operating Temperature : -10°C to +45°C

Recess Mounting Glareless Adjustable Type Circular LED Luminaire with die-cast aluminum housing in white electrophoresis finish, specially designed heat sink and separate energy efficient electronic driver.

Application areas

Showrooms | Restaurants | Reception Area | Hotels | Malls



Photometric data



ADROIT
PIN HOLE ADJUSTABLE DOWN LIGHT



Product Specification

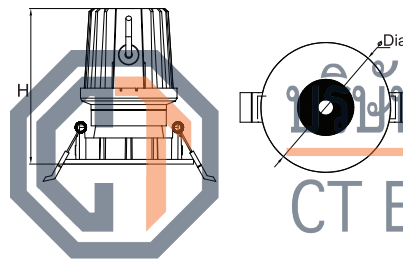
- Input Voltage : AC220-240V, 50/60Hz
- Operating voltage range : 80-330V
- High Performance electronic driver ensure Zero Maintainance
- High Surge Protection : 2.5KV
- Average Life L70B50 : 50000 hrs
- High purity anodized glossy faceted aluminium reflector
- No harmful UV & IR radiations
- Operating Temperature : -10°C to +45°C

Application areas

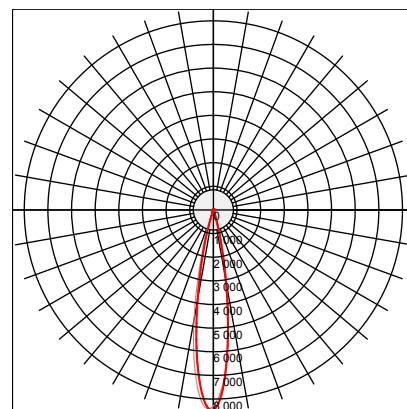
Showrooms | Restaurants | Hotels | Malls

12W	
3000K	ADL25R123 720lm
Dimension (mm) (L/Dia x W/Dia x H)	90 x 90 x 105
Cut Out Dimension (mm)	∅80

Line Diagram



Photometric data



บริษัท ซีที อิเล็กทริก ซัพพลาย จำกัด
CT ELECTRIC SUPPLY CO., LTD.

โทร : 02-551-9555
TRACT
TRACK LIGHT

Aesthetically designed LED track light luminaire equipped with aluminium die-cast housing,

Application areas

Restaurants | Hotel Lobby | Retail Store | Art Galleries | Museum



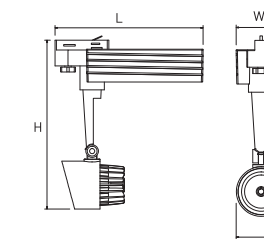
Product Specification

- Input Voltage : AC220-240V, 50/60Hz
- Operating voltage range : 80-400V
- High performance electronic driver ensures zero maintenance
- High Surge Protection : 2.5KV
- Average life L70B50: 50,000 hrs
- High purity anodized glossy faceted aluminium reflector
- No harmful UV & IR radiations
- Operating temperature: -10°C to +45°C


	10W	20W
3000K	ATR020103 750lm	ATR020203 1500lm
6000K	ATR020106 800lm	ATR020206 1600lm
Dimension (mm) (L/Dia x W/Dia x H)	186 x 60 x 212	186 x 90 x 245
Cut Out Dimension (mm)	N/A	N/A

Track	Surface type, 1m	Recess type, 1m
	ATR02S000	ATR02R000
L x W x H (mm)	1000 x 65 x 15	1000 x 35 x 15

Line Diagram



Photometric data



INDUSTRIAL
LIGHTING




บริษัท ซีที อ.เลคทริก ซัพพลาย จำกัด
CT ELECTRIC SUPPLY CO., LTD.

โทร : 02 550 9555



Panasonic



NEW

XINIA
LINEAR Highbay LIGHT



Aesthetically designed robust and reliable linear LED luminaire with specially designed heat sink and reliable non-integrated IP 65 energy efficient electronic driver . IP 65 linear highbay , provide a highly productive and safe environment to increase work efficiency.

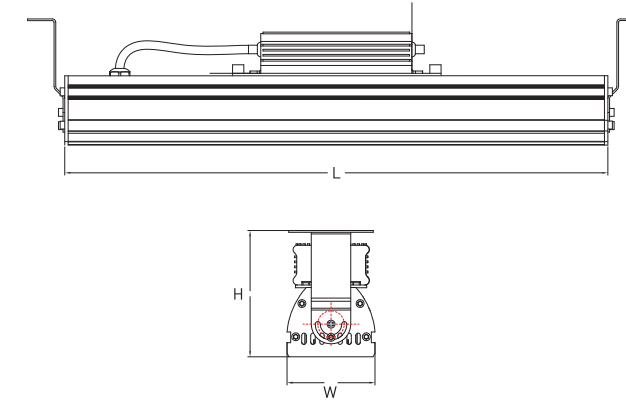
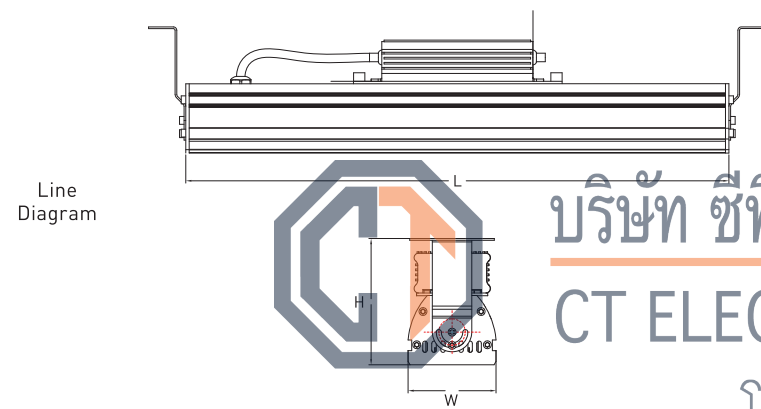
Product Specification

- Input Voltage : AC220-240V, 50/60Hz
- Operating voltage range : 100-305V
- High performance IP65 electronic driver ensures zero maintenance
- Potted driver is used for vibration proof performance
- High Surge Protection : 6KV
- Average life L70B50: 50,000 hrs
- Optics : Lens for better light distribution
- No harmful UV & IR radiations
- Operating temperature: -10°C to +50°C

Application areas

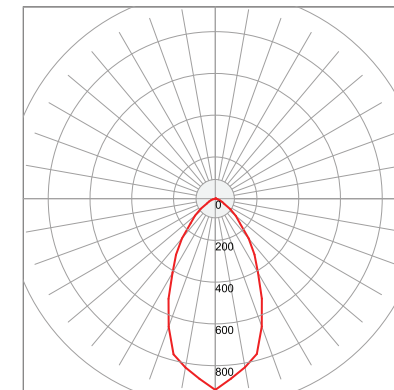
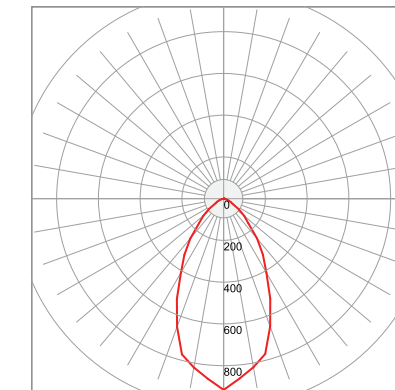
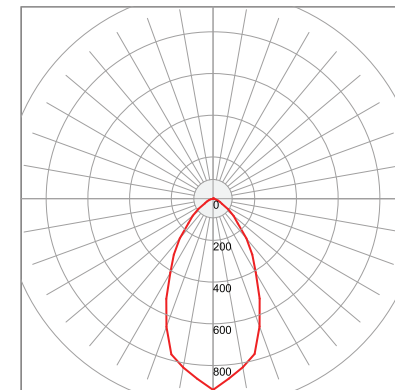
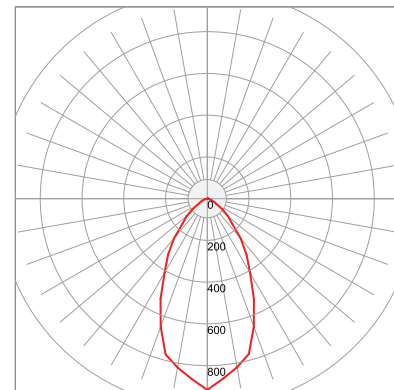
Auto Ancillary | Manufacturing Plant
Warehouse | Parking Area | Conveyor Belt.

	90W	120W	150W	180W
5700K	PBYM07908 11700lm	PBYM07CD8 15600lm	PBYM07FG8 19500lm	PBYM07KL8 23400lm
Dimension (mm) (L/Dia x W/Dia x H)	490 x 80 x 123	730 x 80 x 123	970 x 80 x 123	970 x 80 x 123
Cut Out Dimension (mm)	N/A	N/A	N/A	N/A




บริษัท ซีที อิเล็กทริก ซัพพลาย จำกัด
CT ELECTRIC SUPPLY CO., LTD.
โทร : 02 550 9555

Photometric data



Panasonic



130lm/W

NEW

XINIA
LINEAR Highbay LIGHT



Aesthetically designed robust and reliable linear LED luminaire with specially designed heat sink and reliable non-integrated IP 65 energy efficient electronic driver . IP 65 linear highbay , provide a highly productive and safe environment to increase work efficiency.

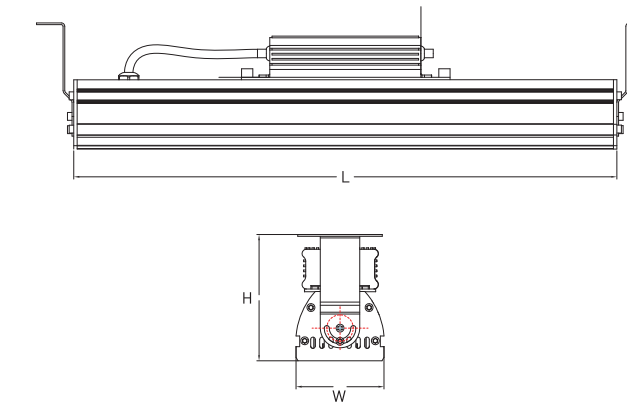
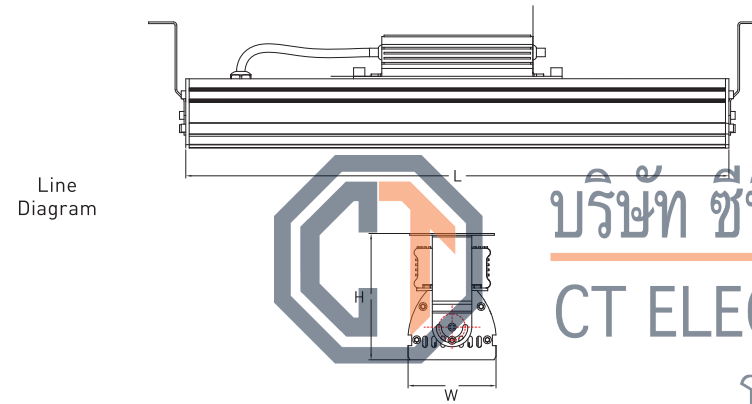
Product Specification

- Input Voltage : AC220-240V, 50/60Hz
- Operating voltage range : 100-305V
- High performance IP65 electronic driver ensures zero maintenance
- Potted driver is used for vibration proof performance
- High Surge Protection : 6KV
- Average life L70B50: 50,000 hrs
- Optics : Lens for better light distribution
- No harmful UV & IR radiations
- Operating temperature: -10°C to +50°C

Application areas

Auto Ancillary | Manufacturing Plant
Warehouse | Parking Area | Conveyor Belt.

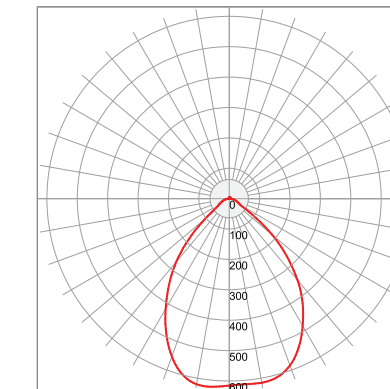
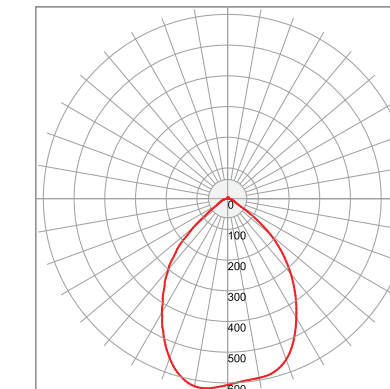
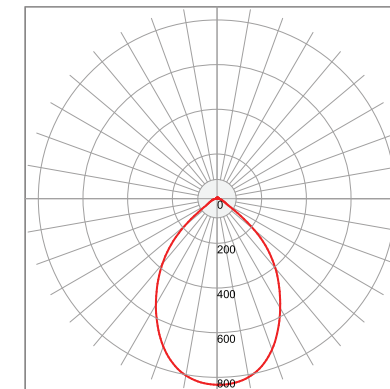
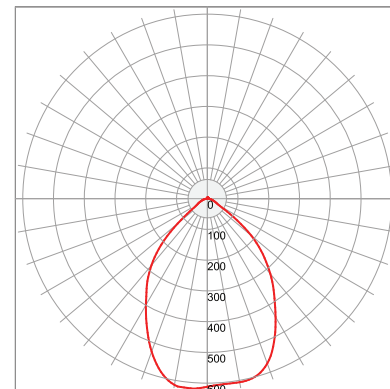
	90W	120W	150W	180W
5700K	PBYM08908 11700lm	PBYM08CD8 15600lm	PBYM08FG8 19500lm	PBYM08KL8 23400lm
Dimension (mm) (L/Dia x W/Dia x H)	490 x 80 x 123	730 x 80 x 123	970 x 80 x 123	970 x 80 x 123
Cut Out Dimension (mm)	N/A	N/A	N/A	N/A



บริษัท ซีที อิเล็กทริก ซัพพลาย จำกัด
CT ELECTRIC SUPPLY CO., LTD.

โทร : 02 550 9555

Photometric data





NEW

ENVISO PLUS
CIRCULAR BAY LIGHT



Aesthetically designed robust LED high bay equipped with specially designed heat sink and reliable integrated energy efficient driver to meet the different requirement across Industrial application.

Product Specification

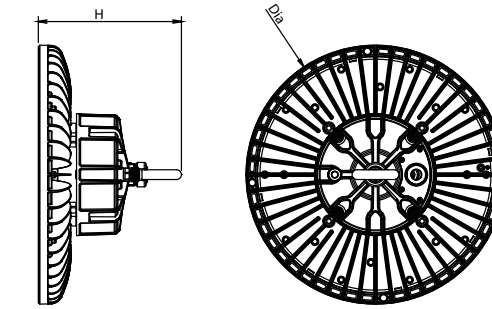
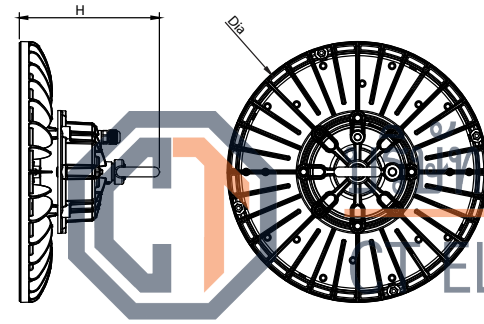
- Input Voltage : AC220-240V, 50/60Hz
- Operating voltage range : 127-300V
- High Performance electronic driver ensure Zero Maintainance
- Potted driver is used for vibration proof performance
- High Surge Protection : 4KV
- Average Life L70B50 : 50000 hrs
- Optics : Lens for better light distribution
- No harmful UV & IR radiations
- Operating Temperature : -10°C to +45°C

Application areas

Factories & Assembly Line | Cement & Steel Plants
Medium Industrial Units | Toll Plaza

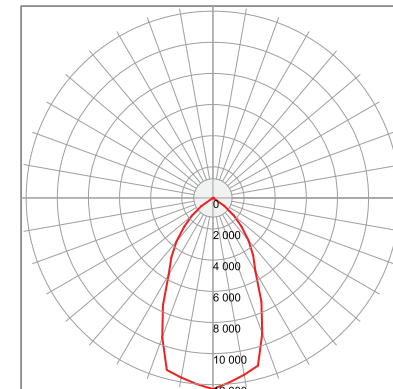
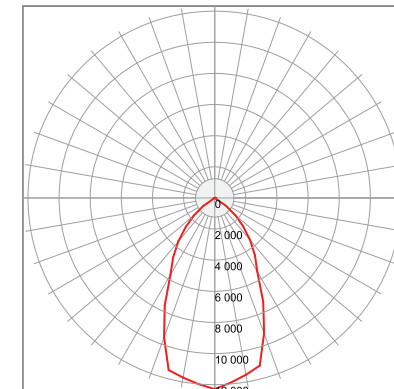
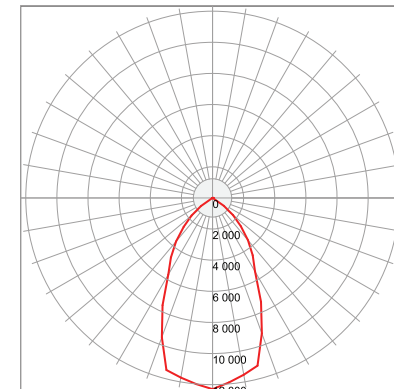
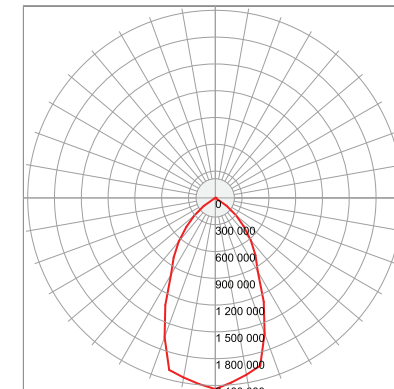
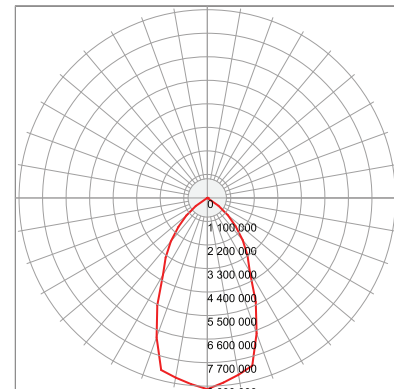
	80W	100W	120W	150W	180W
5700K	PBYM09808 11600lm	PBYM09AB8 14500lm	PBYM09CD8 17400lm	PBYM09FG8 21750lm	PBYM09KL8 26100lm
Dimension (mm) (L/Dia x W/Dia x H)	318.5 x 318.5 x 171	318.5 x 318.5 x 171	318.5 x 318.5 x 171	318.5 x 318.5 x 171	318.5 x 318.5 x 171
Cut Out Dimension (mm)	N/A	N/A	N/A	N/A	N/A

Line Diagram



บริษัท อิเล็กทริก ซัพพลาย จำกัด
ELECTRIC SUPPLY CO., LTD.
โทร : 02 550 9555

Photometric data





NEW

ENVISO PLUS
CIRCULAR BAY LIGHT



Aesthetically designed robust LED high bay equipped with specially designed heat sink and reliable integrated energy efficient driver to meet the different requirement across Industrial application.

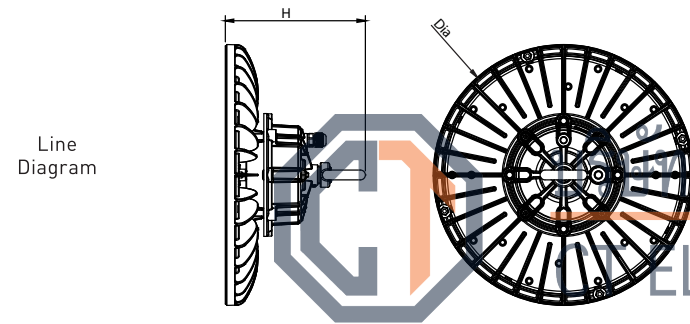
Product Specification

- Input Voltage : AC220-240V, 50/60Hz
- Operating voltage range : 127-300V
- High Performance electronic driver ensure Zero Maintainance
- Potted driver is used for vibration proof performance
- High Surge Protection : 4KV
- Average Life L70B50 : 50000 hrs
- Optics : Lens for better light distribution
- No harmful UV & IR radiations
- Operating Temperature : -10°C to +45°C

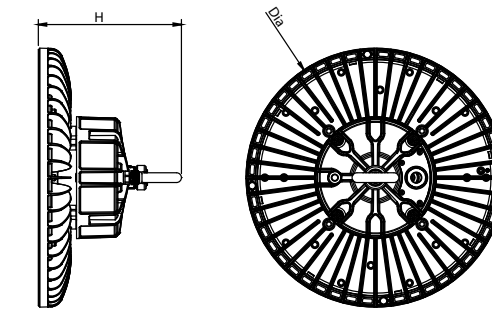
Application areas

Factories & Assembly Line | Cement & Steel Plants
Medium Industrial Units | Toll Plaza

	80W	100W	120W	150W	180W
5700K	PBYM10808 11600lm	PBYM10AB8 14500lm	PBYM10CD8 17400lm	PBYM10FG8 21750lm	PBYM10KL8 26100lm
Dimension (mm) (L/Dia x W/Dia x H)	318.5 x 318.5 x 171	318.5 x 318.5 x 171	318.5 x 318.5 x 171	318.5 x 318.5 x 171	318.5 x 318.5 x 171
Cut Out Dimension (mm)	N/A	N/A	N/A	N/A	N/A

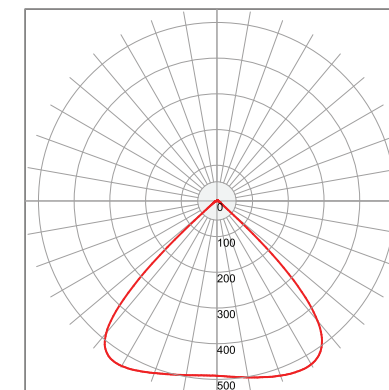
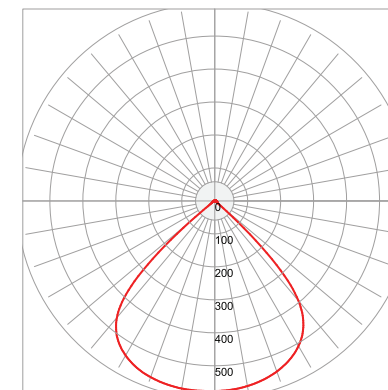
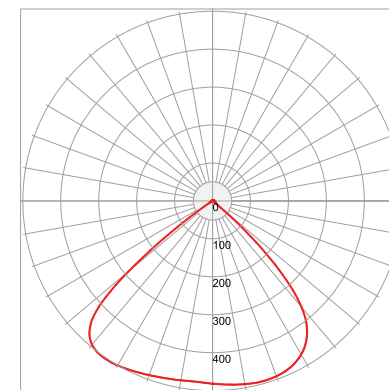
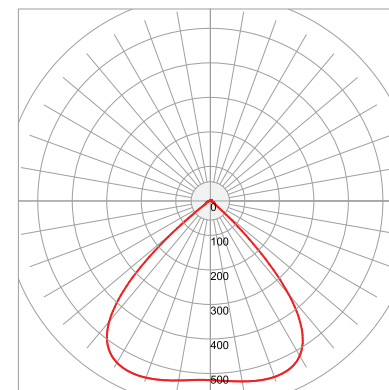
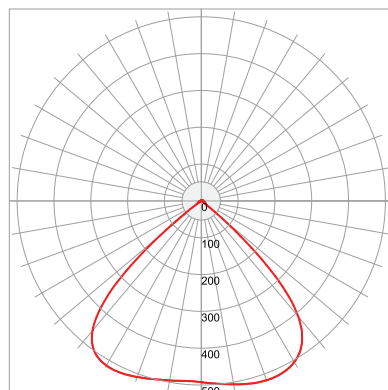


Line Diagram



ซีที อิเล็กทริก ซัพพลาย จำกัด
ELECTRIC SUPPLY CO., LTD.
โทร : 02 550 9555

Photometric data





NEW

ENVIRO
CIRCULAR BAY LIGHT

60° Ra 70 IP 66 IK 07

Aesthetically designed robust LED high bay equipped with specially designed heat sink and reliable integrated energy efficient driver to meet the different requirement across Industrial application.

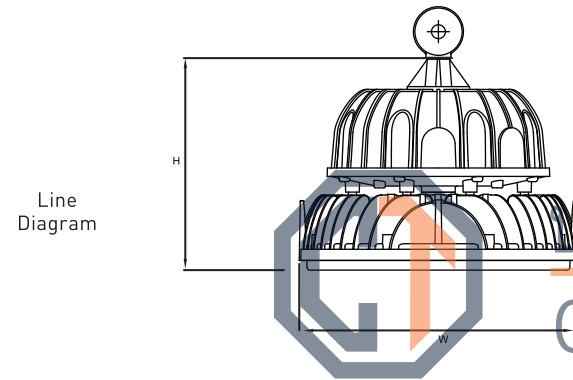
Product Specification

- Input Voltage : AC220-240V, 50/60Hz
- Operating voltage range : 140-270V
- High Performance electronic driver ensure Zero Maintainance
- High Surge Protection : 4KV
- Average Life L70B50 : 50000 hrs
- Optics : Lens for better light distribution
- No harmful UV & IR radiations
- Operating Temperature : -10°C to +45°C
- Dimmable option available (DALI)

Application areas

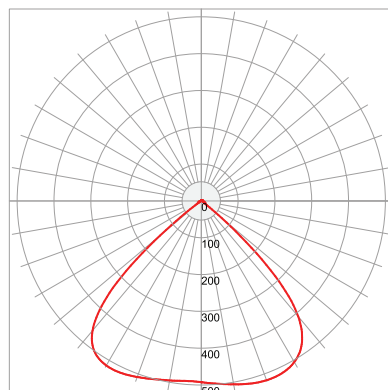
Factories & Assembly Line | Cement & Steel Plants
Medium Industrial Units | Toll Plaza

	60W
5700K	PBYM11608 7200lm
Dimension (mm) (L/Dia x W/Dia x H)	200 x 200 x 162
Cut Out Dimension (mm)	N/A



Line Diagram

Photometric data



NEW

ENVIRO
CIRCULAR BAY LIGHT

90° Ra 70 IP 66 IK 07

Aesthetically designed robust LED high bay equipped with specially designed heat sink and reliable integrated energy efficient driver to meet the different requirement across Industrial application.

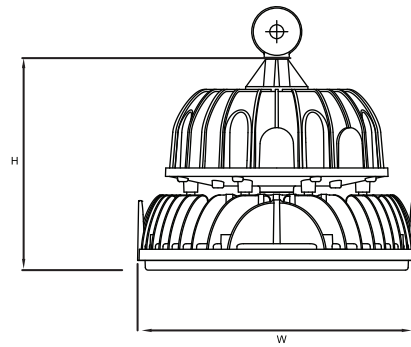
Product Specification

- Input Voltage : AC220-240V, 50/60Hz
- Operating voltage range : 140-270V
- High Performance electronic driver ensure Zero Maintainance
- High Surge Protection : 4KV
- Average Life L70B50 : 50000 hrs
- Optics : Lens for better light distribution
- No harmful UV & IR radiations
- Operating Temperature : -10°C to +45°C
- Dimmable option available (DALI)

Application areas

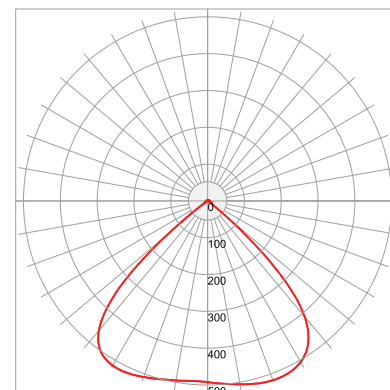
Factories & Assembly Line | Cement & Steel Plants
Medium Industrial Units | Toll Plaza

	60W
5700K	PBYM12608 7200lm
Dimension (mm) (L/Dia x W/Dia x H)	200 x 200 x 162
Cut Out Dimension (mm)	N/A



Line Diagram

Photometric data



บริษัท ซีที อิเล็กทริก ซัพพลาย จำกัด
CT ELECTRIC SUPPLY CO., LTD.

โทร : 02-0555555



ENVISO
CIRCULAR BAY LIGHT



Aesthetically designed robust LED high bay equipped with specially designed heat sink and reliable integrated energy efficient driver to meet the different requirement across Industrial application.

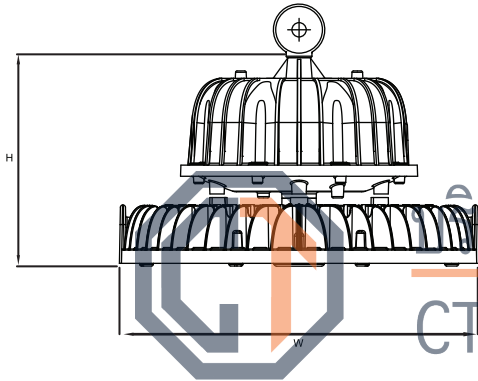
Product Specification

- Input Voltage : AC220-240V, 50/60Hz
- Operating voltage range : 140-270V
- High Performance electronic driver ensure Zero Maintainance
- High Surge Protection : 4KV
- Average Life L70B50 : 50000 hrs
- Optics : Lens for better light distribution
- No harmful UV & IR radiations
- Operating Temperature : -10°C to +45°C
- Dimmable option available (DALI)

Application areas

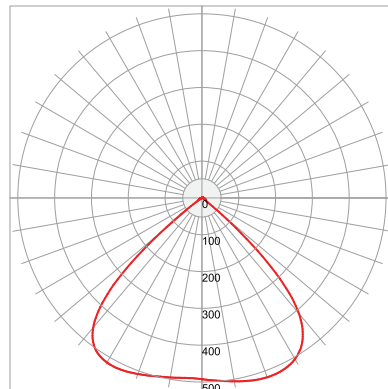
Factories & Assembly Line | Cement & Steel Plants
Medium Industrial Units | Toll Plaza

	80W	100W	120W
5700K	PBYM11808 9600lm	PBYM11AB8 12000lm	PBYM11CD8 14400lm
Dimension (mm) (L/Dia x W/Dia x H)	252 x 252 x 155	252 x 252 x 155	252 x 252 x 155
Cut Out Dimension (mm)	N/A	N/A	N/A



80W, 100W & 120W

Photometric data



ENVISO
CIRCULAR BAY LIGHT



Aesthetically designed robust LED high bay equipped with specially designed heat sink and reliable integrated energy efficient driver to meet the different requirement across Industrial application.

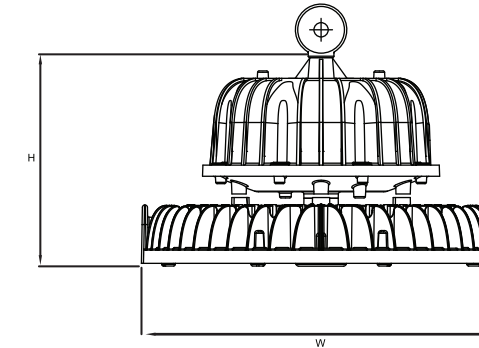
Product Specification

- Input Voltage : AC220-240V, 50/60Hz
- Operating voltage range : 140-270V
- High Performance electronic driver ensure Zero Maintainance
- High Surge Protection : 4KV
- Average Life L70B50 : 50000 hrs
- Optics : Lens for better light distribution
- No harmful UV & IR radiations
- Operating Temperature : -10°C to +45°C
- Dimmable option available (DALI)

Application areas

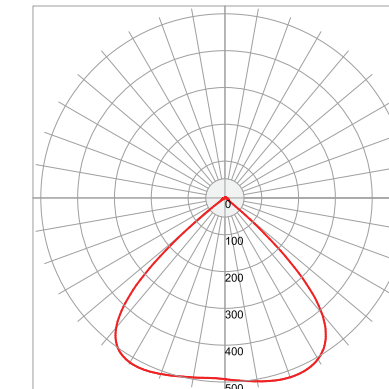
Factories & Assembly Line | Cement & Steel Plants
Medium Industrial Units | Toll Plaza

	80W	100W	120W
5700K	PBYM12808 9600lm	PBYM12AB8 12000lm	PBYM12CD8 14400lm
Dimension (mm) (L/Dia x W/Dia x H)	252 x 252 x 155	252 x 252 x 155	252 x 252 x 155
Cut Out Dimension (mm)	N/A	N/A	N/A



80W , 100W & 120W

Photometric data



บริษัท ซีที อิเล็กทริก ซัพพลาย จำกัด
CT ELECTRIC SUPPLY CO., LTD.

โทร : 02-0555555



ENVISO
CIRCULAR BAY LIGHT



Aesthetically designed robust LED high bay equipped with specially designed heat sink and reliable integrated energy efficient driver to meet the different requirement across Industrial application.

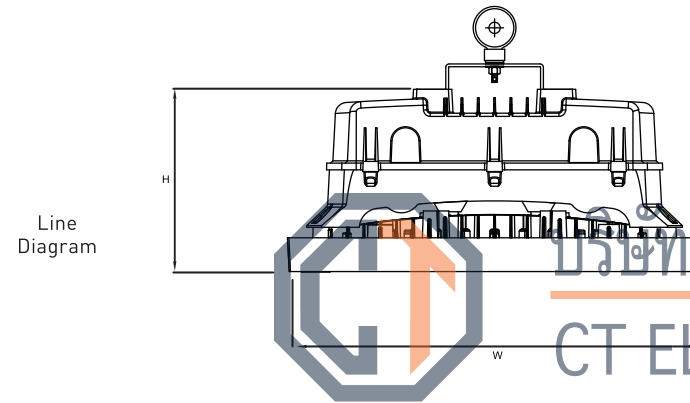
Product Specification

- Input Voltage : AC220-240V, 50/60Hz
- Operating voltage range : 140-270V
- High Performance electronic driver ensure Zero Maintainance
- High Surge Protection : 6KV
- Average Life L70B50 : 50000 hrs
- Optics : Lens for better light distribution
- No harmful UV & IR radiations
- Operating Temperature : -10°C to +45°C
- Dimmable option available (DALI)

Application areas

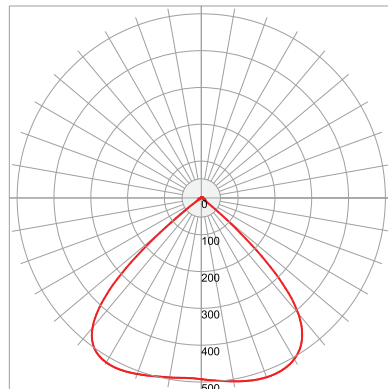
Factories & Assembly Line | Cement & Steel Plants
Medium Industrial Units | Toll Plaza

	150W	180W
5700K	PBYM11FG8 18000lm	PBYM11KL8 21600lm
Dimension (mm) (L/Dia x W/Dia x H)	298 x 298 x 136	368 x 368 x 162
Cut Out Dimension (mm)	N/A	N/A



150W & 180W

Photometric data



บริษัท ซีที อิเล็กทริก ซัพพลาย จำกัด
CT ELECTRIC SUPPLY CO., LTD.

โทร : 02-0955555

ENVISO
CIRCULAR BAY LIGHT

Aesthetically designed robust LED high bay equipped with specially designed heat sink and reliable integrated energy efficient driver to meet the different requirement across Industrial application.

Application areas

Factories & Assembly Line | Cement & Steel Plants
Medium Industrial Units | Toll Plaza



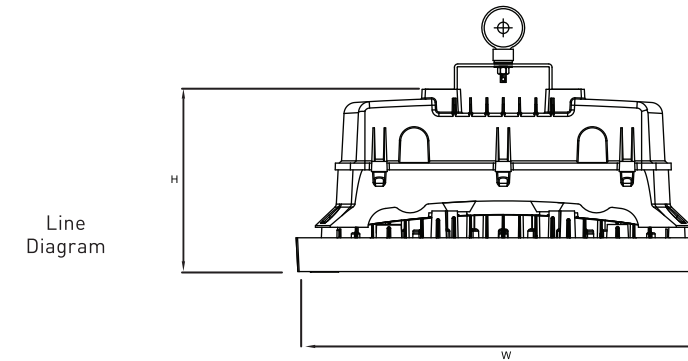
Product Specification

- Input Voltage : AC220-240V, 50/60Hz
- Operating voltage range : 140-270V
- High Performance electronic driver ensure Zero Maintainance
- High Surge Protection : 6KV
- Average Life L70B50 : 50000 hrs
- Optics : Lens for better light distribution
- No harmful UV & IR radiations
- Operating Temperature : -10°C to +45°C
- Dimmable option available (DALI)

Application areas

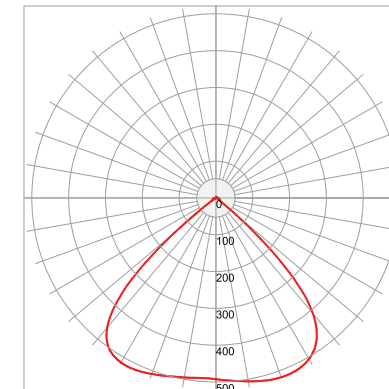
Factories & Assembly Line | Cement & Steel Plants
Medium Industrial Units | Toll Plaza

	150W	180W
5700K	PBYM12FG8 18000lm	PBYM12KL8 21600lm
Dimension (mm) (L/Dia x W/Dia x H)	298 x 298 x 136	368 x 368 x 162
Cut Out Dimension (mm)	N/A	N/A



150W & 180W

Photometric data





ENVISO DOM
CIRCULAR HIGH BAY



Aesthetically designed robust LED high bay equipped with specially designed heat sink and reliable integrated energy efficient electronic driver to meet the different lighting requirement across Industrial application suitable for easy replacement of conventional HID lamps.

Application areas

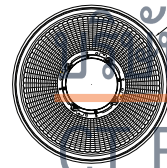
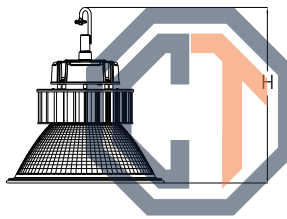
Factories & Assembly Line | Cement & Steel Plants
Medium Industrial Units | Toll Plaza

Product Specification

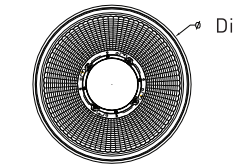
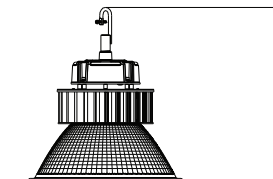
- Input Voltage : AC220-240V, 50/60Hz
- Operating voltage range : 90-305V
- High performance electronic driver ensures zero maintenance
- Potted driver is used for vibration proof performance
- High Surge Protection : 4KV
- Average life L70B50: 50,000 hrs
- Aluminium spun reflector for uniform distribution
- No harmful UV & IR radiations
- Operating temperature: -10°C to +45°C
- 3000K & 4000K available on request

	90W	120W	150W	180W
6500K	PBYM01907 9900lm	PBYM01CD7 13200lm	PBYM01FG7 16500lm	PBYM01KL7 19800lm
Dimension (mm) (L/Dia x W/Dia x H)	345 x 345 x 384	345 x 345 x 384	345 x 345 x 413	345 x 345 x 463
Cut Out Dimension (mm)	N/A	N/A	N/A	N/A

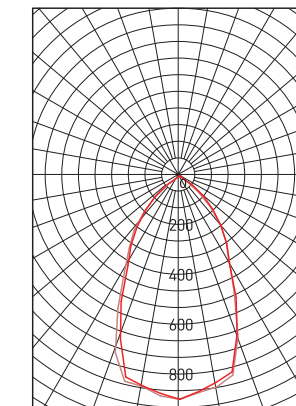
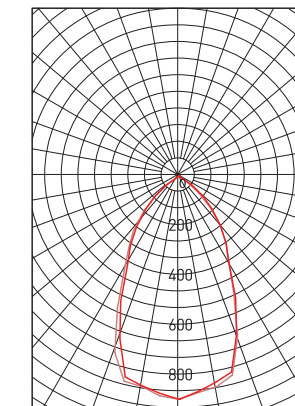
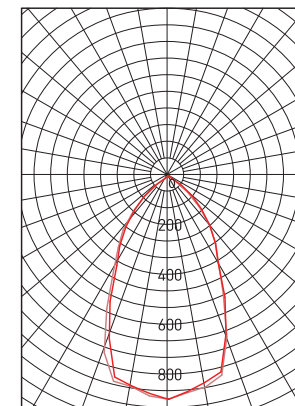
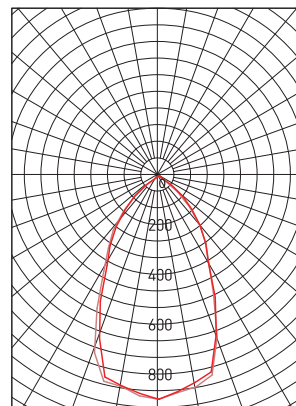
Line Diagram



บริษัท อิเล็กทริก ซัพพลาย จำกัด
ELECTRIC SUPPLY CO., LTD.
โทร : 02 550 9555



Photometric data





ENVISO DOM
CIRCULAR HIGH BAY



Aesthetically designed robust LED high bay equipped with specially designed heat sink and reliable integrated energy efficient electronic driver to meet the different lighting requirement across Industrial application suitable for easy replacement of conventional HID lamps.

Product Specification

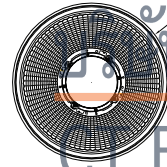
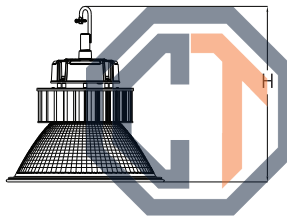
- Input Voltage : AC220-240V, 50/60Hz
- Operating voltage range : 90-305V
- High performance electronic driver ensures zero maintenance
- Potted driver is used for vibration proof performance
- High Surge Protection : 4KV
- Average life L70B50: 50,000 hrs
- Aluminium spun reflector for uniform distribution
- No harmful UV & IR radiations
- Operating temperature: -10°C to +45°C
- 3000K & 4000K available on request

Application areas

Factories & Assembly Line | Cement & Steel Plants
Medium Industrial Units | Toll Plaza

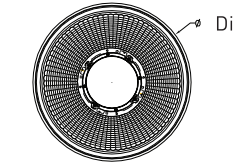
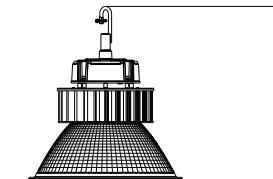
	90W	120W	150W	180W
6500K	PBYM02907 9900lm	PBYM02CD7 13200lm	PBYM02FG7 16500lm	PBYM02KL7 19800lm
Dimension (mm) (L/Dia x W/Dia x H)	345 x 345 x 384	345 x 345 x 384	345 x 345 x 413	345 x 345 x 463
Cut Out Dimension (mm)	N/A	N/A	N/A	N/A

Line Diagram

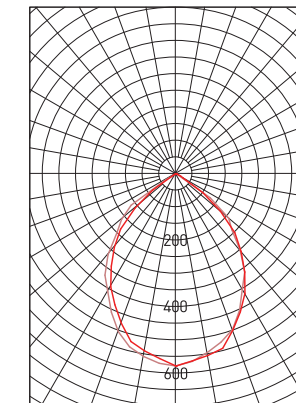
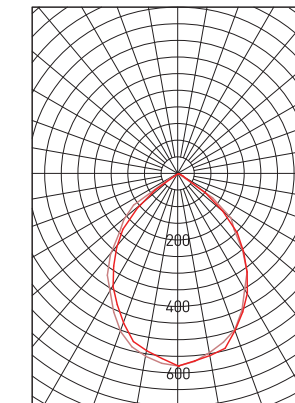
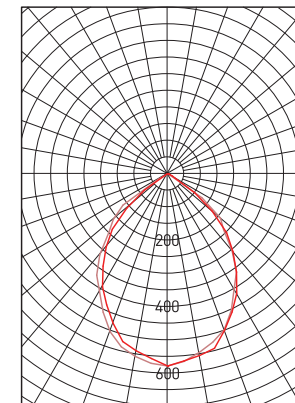
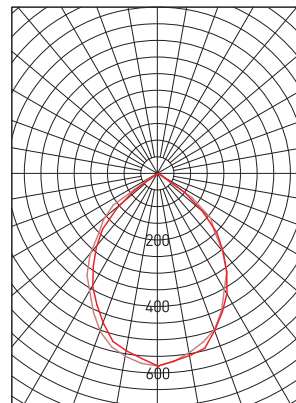



บริษัท อิเล็กทริก ซัพพลาย จำกัด
ELECTRIC SUPPLY CO., LTD.

โทร : 02 550 9555



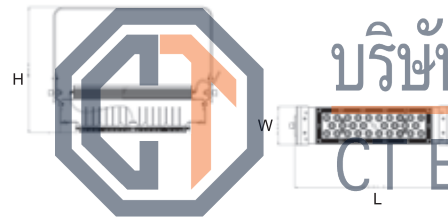
Photometric data





50W	
6500K	PBYM04507 6750lm
Dimension (mm) (L/Dia x W/Dia x H)	355 x 80 x 265
Cut Out Dimension (mm)	N/A

Line
Diagram



ENVIRO MOD
MODULAR HIGH BAY



Aesthetically designed robust LED high bay light, equipped with specially designed heat sink and reliable non-integrated energy efficient electronic driver to meet the different lighting requirement across industrial application suitable for easy replacement of conventional HID lamps.

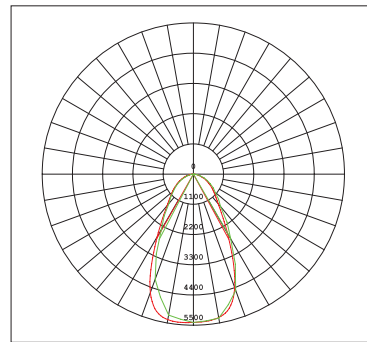
Product Specification

- Input Voltage : AC220-240V, 50/60Hz
- Operating voltage range : 90-305V
- High Performance IP67 electronic driver ensure Zero Maintainance
- Potted driver is used for vibration proof performance
- High Surge Protection : 4KV
- Average Life L70B50 : 50000 hrs
- Optics : Lens for better light distribution
- No harmful UV & IR radiations
- Operating Temperature : -10°C to +45°C
- Multiple angle adjustment option in luminaries

Application areas

Factories & Assembly Line | Cement & Steel Plants
Medium Industrial Units | Toll Plaza

Photometric
data



โทร : 02-0905555
ENVIRO MOD
MODULAR HIGH BAY

Aesthetically designed robust LED high bay light, equipped with specially designed heat sink and reliable non-integrated energy efficient electronic driver to meet the different lighting requirement across industrial application suitable for easy replacement of conventional HID lamps.

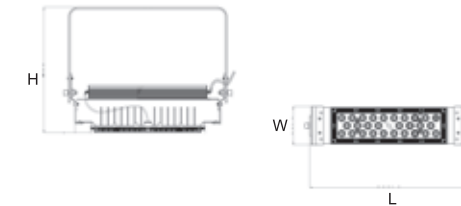
Application areas

Factories & Assembly Line | Cement & Steel Plants
Medium Industrial Units | Toll Plaza



50W	
6500K	PBYM05507 6750lm
Dimension (mm) (L/Dia x W/Dia x H)	355 x 80 x 265
Cut Out Dimension (mm)	N/A

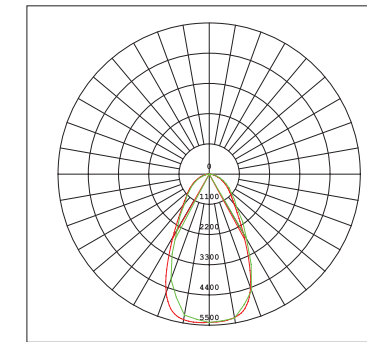
Line
Diagram



Product Specification

- Input Voltage : AC220-240V, 50/60Hz
- Operating voltage range : 90-305V
- High Performance IP67 electronic driver ensure Zero Maintainance
- Potted driver is used for vibration proof performance
- High Surge Protection : 4KV
- Average Life L70B50 : 50000 hrs
- Optics : Lens for better light distribution
- No harmful UV & IR radiations
- Operating Temperature : -10°C to +45°C
- Multiple angle adjustment option in luminaries

Photometric
data



บริษัท ซีที อิเล็กทริก ซัพพลาย จำกัด
CT ELECTRIC SUPPLY CO., LTD.



	90W	120W
6500K	PBYM04907 12150lm	PBYM04CD7 16200lm
Dimension (mm) (L/Dia x W/Dia x H)	355 x 162 x 265	355 x 162 x 265
Cut Out Dimension (mm)	N/A	N/A

Line Diagram



ENVIRO MOD
MODULAR HIGH BAY



Aesthetically designed robust LED high bay light, equipped with specially designed heat sink and reliable non-integrated energy efficient electronic driver to meet the different lighting requirement across industrial application suitable for easy replacement of conventional HID lamps.

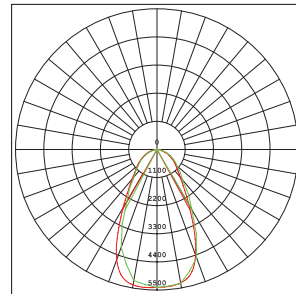
Product Specification

- Input Voltage : AC220-240V, 50/60Hz
- Operating voltage range : 90-305V
- High Performance IP67 electronic driver ensure Zero Maintainance
- Potted driver is used for vibration proof performance
- High Surge Protection : 4KV
- Average Life L70B50 : 50000 hrs
- Optics : Lens for better light distribution
- No harmful UV & IR radiations
- Operating Temperature : -10°C to +45°C
- Multiple angle adjustment option in luminaries

Application areas

Factories & Assembly Line | Cement & Steel Plants
Medium Industrial Units | Toll Plaza

Photometric data



บริษัท ซีที อิเล็กทริก ซัพพลาย จำกัด
CT ELECTRIC SUPPLY CO., LTD.

โทร : 0 2 505 5555
ENVIRO MOD
MODULAR HIGH BAY

Aesthetically designed robust LED high bay light, equipped with specially designed heat sink and reliable non-integrated energy efficient electronic driver to meet the different lighting requirement across industrial application suitable for easy replacement of conventional HID lamps.

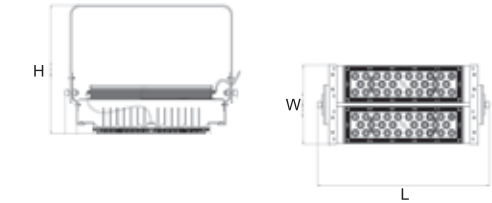
Application areas

Factories & Assembly Line | Cement & Steel Plants
Medium Industrial Units | Toll Plaza



	90W	120W
6500K	PBYM05907 12150lm	PBYM05CD7 16200lm
Dimension (mm) (L/Dia x W/Dia x H)	355 x 162 x 265	355 x 162 x 265
Cut Out Dimension (mm)	N/A	N/A

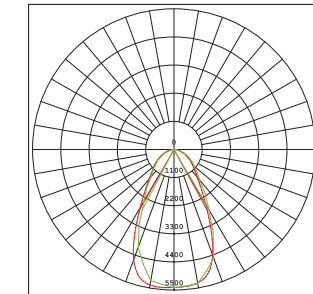
Line Diagram




Product Specification

- Input Voltage : AC220-240V, 50/60Hz
- Operating voltage range : 90-305V
- High Performance IP67 electronic driver ensure Zero Maintainance
- Potted driver is used for vibration proof performance
- High Surge Protection : 4KV
- Average Life L70B50 : 50000 hrs
- Optics : Lens for better light distribution
- No harmful UV & IR radiations
- Operating Temperature : -10°C to +45°C
- Multiple angle adjustment option in luminaries

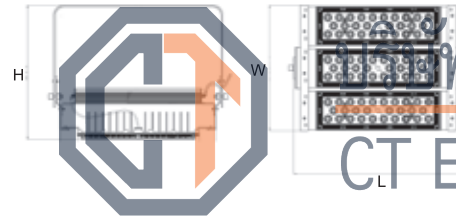
Photometric data





	150W	180W
6500K	PBYM04FG7 20250lm	PBYM04KL7 24300lm
Dimension (mm) (L/Dia x W/Dia x H)	355 x 250 x 265	355 x 250 x 265
Cut Out Dimension (mm)	N/A	N/A

Line Diagram



ENVIRO MOD
MODULAR HIGH BAY



Aesthetically designed robust LED high bay light, equipped with specially designed heat sink and reliable non-integrated energy efficient electronic driver to meet the different lighting requirement across industrial application suitable for easy replacement of conventional HID lamps.

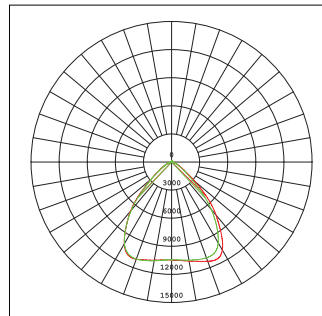
Product Specification

- Input Voltage : AC220-240V, 50/60Hz
- Operating voltage range : 90-305V
- High Performance IP67 electronic driver ensure Zero Maintainance
- Potted driver is used for vibration proof performance
- High Surge Protection : 4KV
- Average Life L70B50 : 50000 hrs
- Optics : Lens for better light distribution
- No harmful UV & IR radiations
- Operating Temperature : -10°C to +45°C
- Multiple angle adjustment option in luminaries

Application areas

Factories & Assembly Line | Cement & Steel Plants
Medium Industrial Units | Toll Plaza

Photometric data




บริษัท อิเล็กทริก ซัพพลาย จำกัด
CT ELECTRIC SUPPLY CO., LTD.

โทร : 0 20 05 55 55
ENVIRO MOD
MODULAR HIGH BAY

Aesthetically designed robust LED high bay light, equipped with specially designed heat sink and reliable non-integrated energy efficient electronic driver to meet the different lighting requirement across industrial application suitable for easy replacement of conventional HID lamps.

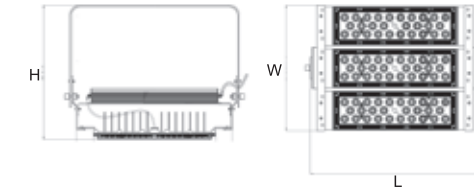
Application areas

Factories & Assembly Line | Cement & Steel Plants
Medium Industrial Units | Toll Plaza



	150W	180W
6500K	PBYM05FG7 20250lm	PBYM05KL7 24300lm
Dimension (mm) (L/Dia x W/Dia x H)	355 x 250 x 265	355 x 250 x 265
Cut Out Dimension (mm)	N/A	N/A

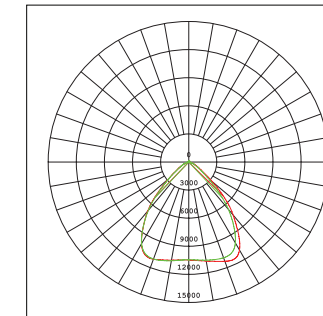
Line Diagram



Product Specification

- Input Voltage : AC220-240V, 50/60Hz
- Operating voltage range : 90-305V
- High Performance IP67 electronic driver ensure Zero Maintainance
- Potted driver is used for vibration proof performance
- High Surge Protection : 4KV
- Average Life L70B50 : 50000 hrs
- Optics : Lens for better light distribution
- No harmful UV & IR radiations
- Operating Temperature : -10°C to +45°C
- Multiple angle adjustment option in luminaries

Photometric data





NEW

IMBUE
CLEANROOM BOTTOM OPENING

IP 54, dust free & Zero maintenance LED Clean Room Bottom opening luminaire with CRCA powder coating housing, anti glare diffuser with potentiometric integrated energy efficient electronic driver.

Application areas

Pharmaceutical Industries | Chemical & Biological Lab | Semiconductor Fabrication | Food & Beverage Industries | Hospital

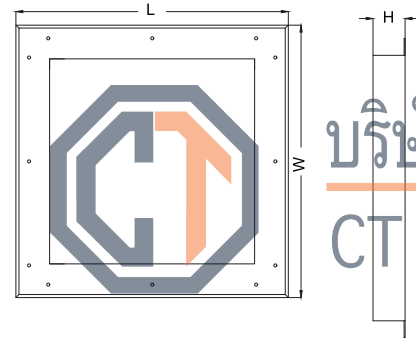


Product Specification

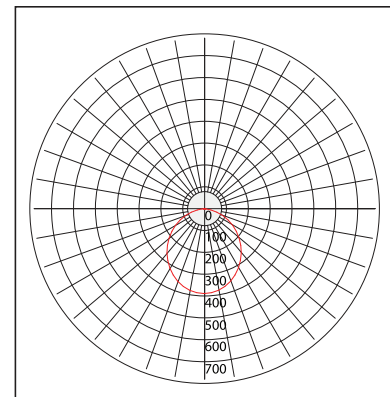
- Input Voltage : AC220-240V, 50/60Hz
- Operating voltage range : 150-265V
- High Performance electronic driver ensure Zero Maintainance
- High Surge Protection : 2.5KV
- Average Life L70B50 : 50000 hrs
- High transmittance PMMA diffuser for glare-free symmetric light distribution
- No harmful UV & IR radiations
- Operating Temperature : -10°C to +45°C

	45W	60W
4000K	PCRM01454 4050lm	PCRM01604 5400lm
5700K	PCRM01458 4500lm	PCRM01608 6000lm
Dimension (mm) (L/Dia x W/Dia x H)	655 x 600 x 75	655 x 600 x 75
Cut Out Dimension (mm)	575 x 575	575 x 575

Line Diagram



Photometric data



บริษัท ซีที อิเล็กทริก ซัพพลาย จำกัด
CT ELECTRIC SUPPLY CO., LTD.

โทร : 02-555-5555

IMBUE 65
CLEANROOM TOP OPENING

IP 65, dust free & Zero maintenance LED Clean Room Top opening luminaire with CRCA powder coating housing, anti glare diffuser with potentiometric integrated energy efficient electronic driver.

Application areas

Pharmaceutical Industries | Chemical & Biological Lab | Semiconductor Fabrication | Food & Beverage Industries | Hospital

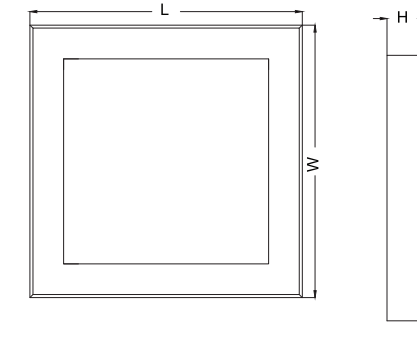


Product Specification

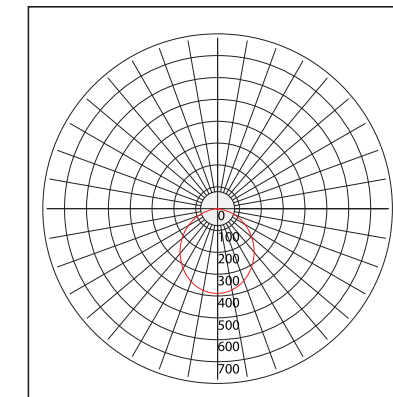
- Input Voltage : AC220-240V, 50/60Hz
- Operating voltage range : 150-265V
- High Performance electronic driver ensure Zero Maintainance
- High Surge Protection : 2.5KV
- Average Life L70B50 : 50000 hrs
- High transmittance PMMA diffuser for glare-free symmetric light distribution
- No harmful UV & IR radiations
- Operating Temperature : -10°C to +45°C

	45W	60W
4000K	PCRM02454 4050lm	PCRM02604 5400lm
5700K	PCRM02458 4500lm	PCRM02608 6000lm
Dimension (mm) (L/Dia x W/Dia x H)	600 x 600 x 70	600 x 600 x 70
Cut Out Dimension (mm)	570 x 570	570 x 570


Line Diagram



Photometric data



**IP65 from front after installation



HARROW
INDUSTRIAL BATTEN - IP20

LED batten for surface and suspended application. White powder coated CRCA housing with LEDs. Seamless front frame is with white high transmission acrylic cover and decorative end cap.

Application areas

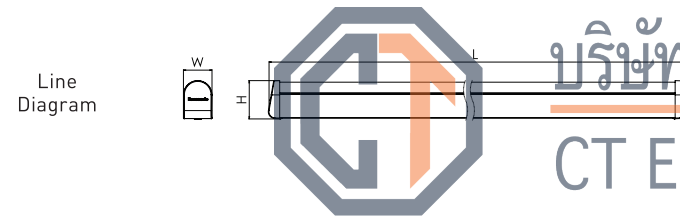
Factory & Assembly line | Warehouses | Parking Area
Battery Room | Retail Chain | Railway Platform | Chiller Plants



Product Specification

- Input Voltage : AC220-240V, 50/60Hz
- Operating voltage range : 100-300V
- High Performance electronic driver ensure Zero Maintainance
- High Surge Protection : 4KV
- Average Life L70B50 : 50000 hrs
- Optics : PC diffuser for better light distribution
- No harmful UV & IR radiations
- Operating Temperature : -10°C to +45°C

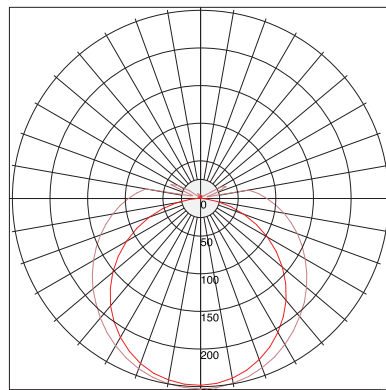
	20W	40W
4000K	PBTM12204 1900lm	PBTM12404 3800lm
5700K	PBTM12208 2000lm	PBTM12408 4000lm
Dimension (mm) (L/Dia x W/Dia x H)	1200 x 42 x 56	1200 x 42 x 56
Cut Out Dimension (mm)	N/A	N/A



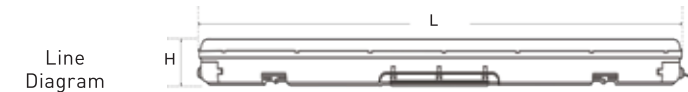
บริษัท ซีที อิเล็กทริก ซัพพลาย จำกัด
CT ELECTRIC SUPPLY CO., LTD.

โทร : 02-2555555
TRUSS555
INDUSTRIAL BATTEN - IP65

Photometric data



	20W	40W
4000K	PBTM05204 2080lm	PBTM05404 4160lm
6500K	PBTM05207 2200lm	PBTM05407 4400lm
Dimension (mm) (L/Dia x W/Dia x H)	1140 x 75 x 70	1140 x 75 x 70
Cut Out Dimension (mm)	N/A	N/A



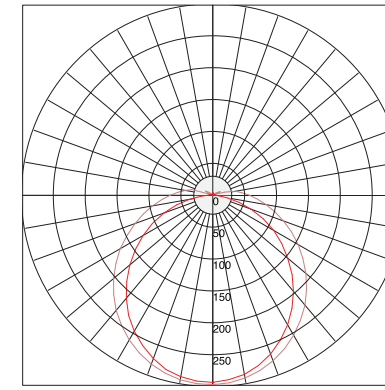
Product Specification

- Input Voltage : AC220-240V, 50/60Hz
- Operating voltage range : 100-300V
- High Performance electronic driver ensure Zero Maintainance
- High Surge Protection : 4KV
- Average Life L70B50 : 50000 hrs
- Optics : PC diffuser for better light distribution
- No harmful UV & IR radiations
- Operating Temperature : -10°C to +45°C
- Loop in Loop out [on request]
- Screwless technology

Application areas

Factory & Assembly line | Warehouses | Parking Area
Battery Room | Retail Chain | Railway Platform | Chiller Plants

Photometric data





NEW

MERLIN
WELL GLASS

Aesthetically designed robust LED well glass, equipped with specially designed heat sink and reliable integrated energy efficient electronic driver to meet the different lighting requirement across industrial application, suitable for easy replacement of conventional HID lamps.

Application areas

Cement Plants | Oil Processing Factories
Coal Mines | Industrial Unit | Thermal Power Plant

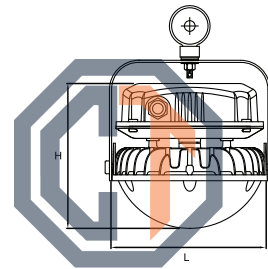


Product Specification

- Input Voltage : AC220-240V, 50/60Hz
- Operating voltage range : 140-270V
- High Performance electronic driver ensure Zero Maintainance
- High Surge Protection : 6KV
- Average Life L70B50 : 50000 hrs
- Optics : PC diffuser for better light distribution
- No harmful UV & IR radiations
- Operating Temperature : -10°C to +45°C

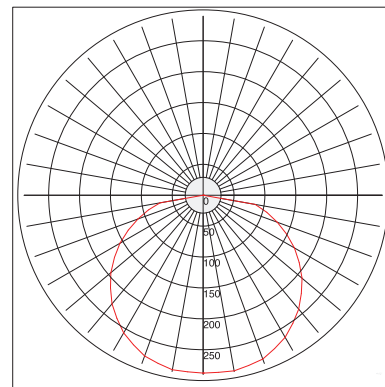
	24W	35W
5700K	PWGM06248 2640lm	PWGM06358 3850lm
5700K (Milky Diffuser)	PWGM07248 2400lm	PWGM07358 3500lm
Dimension (mm) (L/Dia x W/Dia x H)	145 x 145 x 140	145 x 145 x 140
Cut Out Dimension (mm)	N/A	N/A

Line Diagram



24W & 35W

Photometric data



บริษัท ซีที อิเล็กทริก ซัพพลาย จำกัด
CT ELECTRIC SUPPLY CO., LTD.

โทร : 02-555-5555
MERLIN 55
WELL GLASS

Application areas

Cement Plants | Oil Processing Factories
Coal Mines | Industrial Unit | Thermal Power Plant

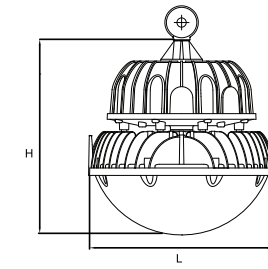


Product Specification

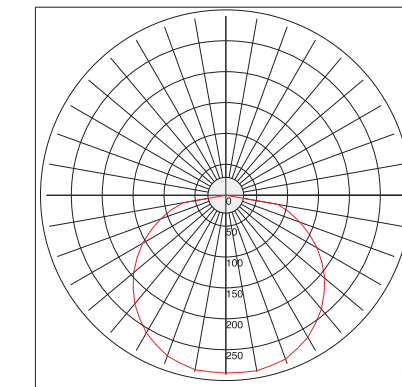
- Input Voltage : AC220-240V, 50/60Hz
- Operating voltage range : 140-270V
- High Performance electronic driver ensure Zero Maintainance
- High Surge Protection : 6KV
- Average Life L70B50 : 50000 hrs
- Optics : PC diffuser for better light distribution
- No harmful UV & IR radiations
- Operating Temperature : -10°C to +45°C
- Loop in loop out (on request)

	70W
5700K	PWGM06708 7700lm
5700K (Milky Diffuser)	PWGM07708 7000lm
Dimension (mm) (L/Dia x W/Dia x H)	200 x 200 x 205
Cut Out Dimension (mm)	N/A

Line Diagram



Photometric data





NEW

CANO
UNDER CANOPY

LED Under Canopy luminaire aesthetically designed with better thermal management. Housing made of PDC and frame with toughened glass. This LED luminaire is designed to replace conventional under canopy applications. It is also recommended for Industrial application.

Application areas

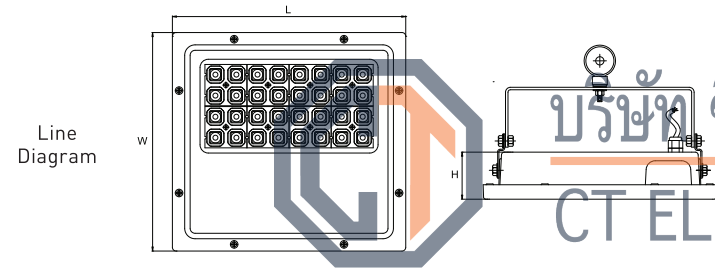
Petrol Pumps | Gas Stations
Under Canopy Areas | Railway Stations



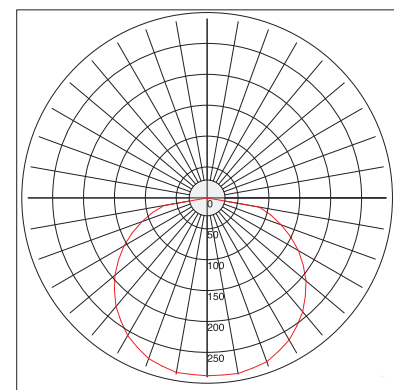
Product Specification

- Input Voltage : AC220-240V, 50/60Hz
- Operating voltage range : 140-270V
- High Performance electronic driver ensure Zero Maintainance
- High Surge Protection : 6KV
- Average Life L70B50 : 50000 hrs
- Optics : Lenses for superior performance
- Toughened glass with silicon gaskets for IP66 Protection
- No harmful UV & IR radiations
- Operating Temperature : -10°C to +45°C

80W	
5700K	PCNM01808 8000lm
Dimension (mm) (L/Dia x W/Dia x H)	324 x 305 x 60
Cut Out Dimension (mm)	293 x 275



Line Diagram



Photometric data

บริษัท ซีที อิเล็กทริก ซัพพลาย จำกัด
CT ELECTRIC SUPPLY CO., LTD.

โทร : 0551 9755
ELLIPTO
BULK HEAD



Ceiling and Wall mount LED bulk head serves as an excellent energy efficient alternative to CFL/ incandescent bulkhead luminaires.

Application areas

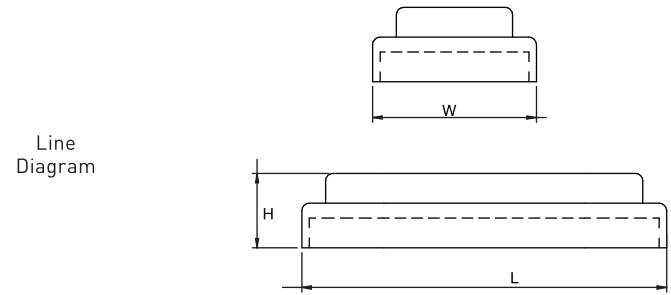
Lawns | Gardens | Pathway | Courtyard | Factories



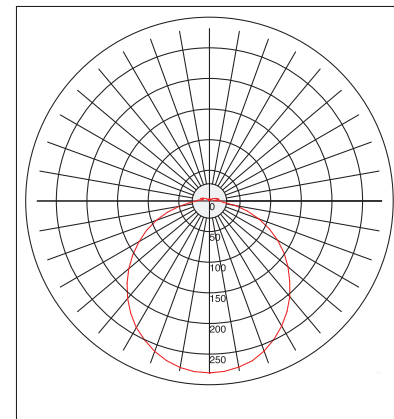
Product Specification

- Input Voltage : AC220-240V, 50/60Hz
- Operating voltage range : 100-300V
- High Performance electronic driver ensure Zero Maintainance
- High Surge Protection : 4KV
- Average Life L70B50 : 50000 hrs
- Optics : PC diffuser for better light distribution
- No harmful UV & IR radiations
- Operating Temperature : -10°C to +45°C

10W	
6500K	PBHM01107 850lm
Dimension (mm) (L/Dia x W/Dia x H)	232 x 105 x 50
Cut Out Dimension (mm)	N/A



Line Diagram



Photometric data

**OUTDOOR
LIGHTING**



บริษัท ซีที อิเล็กทริก ซัพพลาย จำกัด
CT ELECTRIC SUPPLY CO., LTD.
โทร : 02-550 9555





NEW

BLOOM
STREET LIGHT

LED Street Light with innovative, aesthetic & robust design with aluminium heat sink and built in lens

Application areas

Parking Area | Road Lighting | IT Parks
Residential Colonies | Internal Road

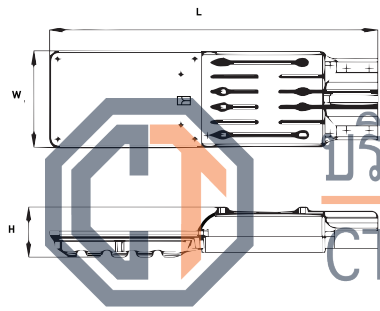
120°
Ra 70
IP 66
IK 07

Product Specification

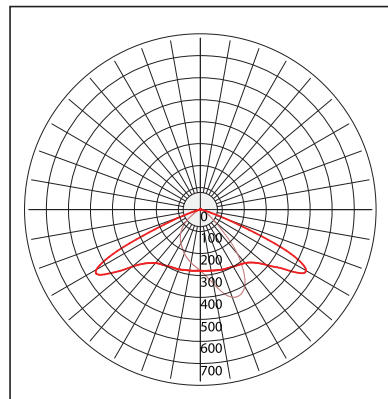
- Input Voltage : AC220-240V, 50/60Hz
- Operating voltage range : 140-270V
- High performance electronic driver ensures zero maintenance
- High Surge Protection : 6KV
- Average life L70B50: 50,000 hrs
- Optics : Lens for better light distribution
- No harmful UV & IR radiations
- Operating temperature: -10°C to +45°C
- Separate LED & Driver compartment for easy maintenance
- 10KV SPD optional

	20W	30W	45W
5700K	PSTM16208 2200lm	PSTM16308 3300lm	PSTM16458 4950lm
Dimension (mm) (L/Dia x W/Dia x H)	320 x 95 x 65	320 x 95 x 65	395 x 125 x 85
Pole Outer Dia (mm)	-	-	-
Cut Out Dimension (mm)	N/A	N/A	N/A

Line Diagram



Photometric data



บริษัท ซีที อิเล็กทริก ซัพพลาย จำกัด
CT ELECTRIC SUPPLY CO., LTD.

โทร : 055 8555555
BLOOM
STREET LIGHT

LED Street Light with innovative, aesthetic & robust design with aluminium heat sink and toughened glass (IP66)

Application areas

Parking Area | Road Lighting | IT Parks
Residential Colonies | Internal Road

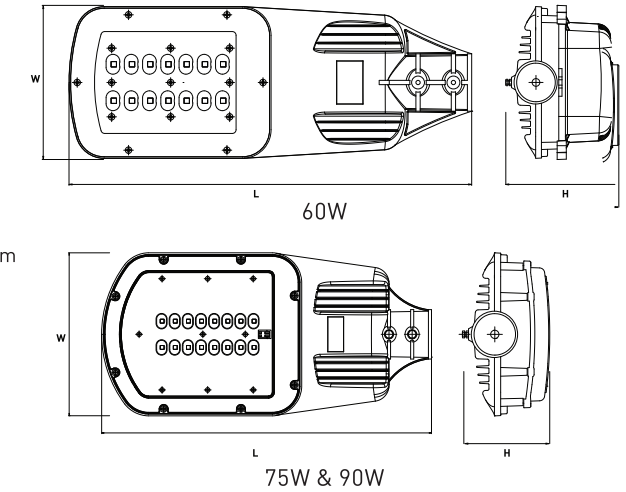
120°
Ra 70
IP 66
IK 07

Product Specification

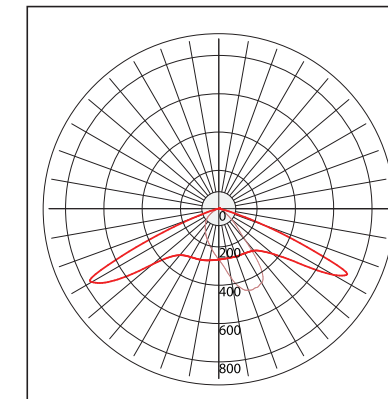
- Input Voltage : AC220-240V, 50/60Hz
- Operating voltage range : 140-270V
- High performance electronic driver ensures zero maintenance
- High Surge Protection : 6KV
- Average life L70B50: 50,000 hrs
- Optics : Lens for better light distribution
- No harmful UV & IR radiations
- Operating temperature: -10°C to +45°C
- Separate LED & Driver compartment for easy maintenance
- 10KV SPD optional

	60W	75W	90W
5700K	PSTM16608 6600lm	PSTM16758 8250lm	PSTM16908 9900lm
Dimension (mm) (L/Dia x W/Dia x H)	375 x 144 x 108	427 x 211 x 111	427 x 211 x 111
Pole Outer Dia (mm)	50	50	50
Cut Out Dimension (mm)	N/A	N/A	N/A

Line Diagram



Photometric data





NEW

BLOOM
STREET LIGHT

LED Street Light with innovative, aesthetic & robust design with aluminium heat sink and toughened glass (IP66)

Application areas

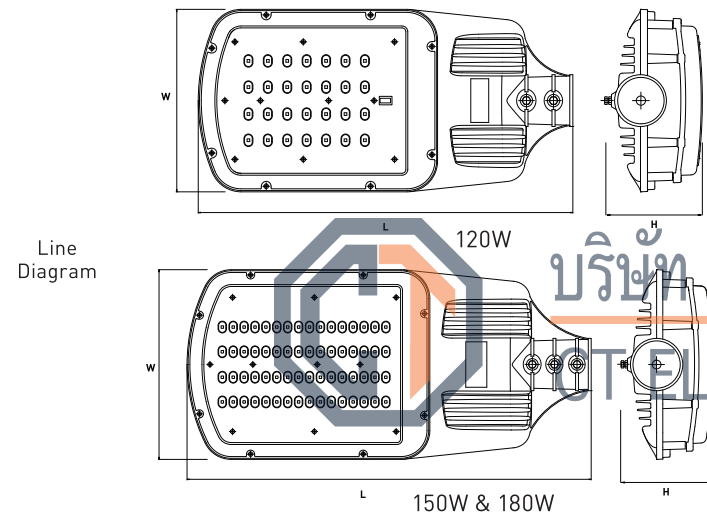
Parking Area | Road Lighting | IT Parks
Residential Colonies | Internal Road

120°
Ra 70
IP 66
IK 07

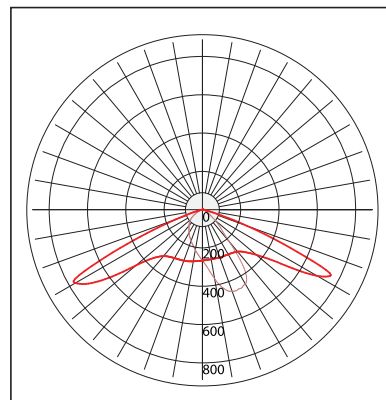
Product Specification

- Input Voltage : AC220-240V, 50/60Hz
- Operating voltage range : 140-270V
- High performance electronic driver ensures zero maintenance
- High Surge Protection : 6KV
- Average life L70B50: 50,000 hrs
- Optics : Lens for better light distribution
- No harmful UV & IR radiations
- Operating temperature: -10°C to +45°C
- Separate LED & Driver compartment for easy maintenance
- 10KV SPD optional

	120W	150W	180W
5700K	PSTM16CD8 13200lm	PSTM16FG8 16500lm	PSTM16KL8 19800lm
Dimension (mm) (L/Dia x W/Dia x H)	486 x 237 x 116	556 x 262 x 116	556 x 262 x 116
Pole Outer Dia (mm)	55	60	60
Cut Out Dimension (mm)	N/A	N/A	N/A



Photometric data



NEW

BLOOM
STREET LIGHT

LED Street Light with innovative, aesthetic & robust design with aluminium heat sink and toughened glass (IP66)

Application areas

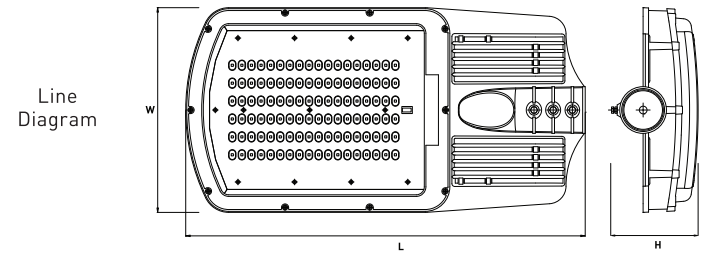
Parking Area | Road Lighting | IT Parks
Residential Colonies | Internal Road

120°
Ra 70
IP 66
IK 07

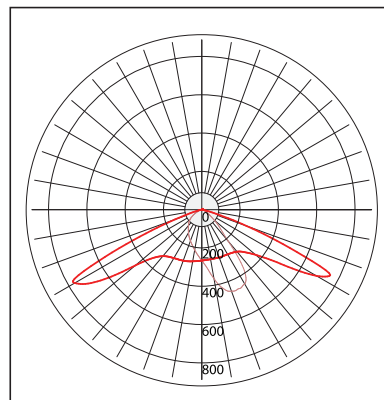
Product Specification

- Input Voltage : AC220-240V, 50/60Hz
- Operating voltage range : 140-270V
- High performance electronic driver ensures zero maintenance
- High Surge Protection : 6KV
- Average life L70B50: 50,000 hrs
- Optics : Lens for better light distribution
- No harmful UV & IR radiations
- Operating temperature: -10°C to +45°C
- Separate LED & Driver compartment for easy maintenance
- 10KV SPD optional

	200W	220W	250W
5700K	PSTM16MN8 22000lm	PSTM16OP8 24200lm	PSTM16RS8 27500lm
Dimension (mm) (L/Dia x W/Dia x H)	577 x 291 x 130	577 x 291 x 130	625 x 320 x 125
Pole Outer Dia (mm)	60	60	60
Cut Out Dimension (mm)	N/A	N/A	N/A



Photometric data



บริษัท ซีที อิเล็กทริก ซัพพลาย จำกัด
C.T. ELECTRIC SUPPLY CO., LTD.
โทร : 055 555 555



NEW

FLANO
FLOOD LIGHT



Aesthetically sleek designed LED Flood Light Luminaire equipped with specially designed heat sink, reliable integrated energy efficient electronic driver, suitable for easy replacement of conventional flood light.

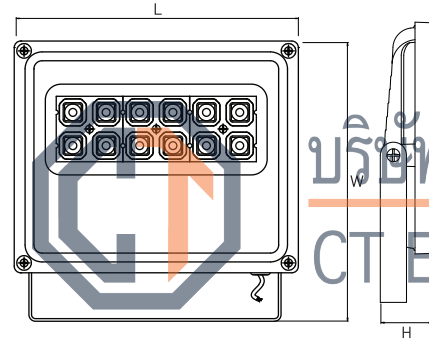
Product Specification

- Input Voltage : AC220-240V, 50/60Hz
- Operating voltage range : 140-270V
- High performance electronic driver ensures zero maintenance
- High Surge Protection : 4KV
- Average life L70B50: 50,000 hrs
- PMMA modular lens plate
- No harmful UV & IR radiations
- Operating temperature: -10°C to +45°C

Application areas

Signboards | Buildings & Monuments | Billboards
Shopboards | Security & Perimeter Lighting | Junction Lighting

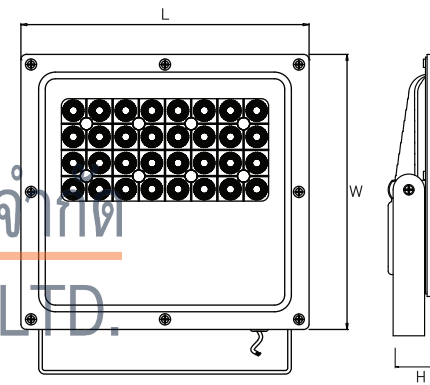
	30W	50W	70W	90W	100W
5700K	PFLM11308 3000lm	PFLM11508 5000lm	PFLM11708 7000lm	PFLM11AB8 9000lm	PFLM11AB8 10000lm
Dimension (mm) (L/Dia x W/Dia x H)	217 x 177 x 41	242 x 231 x 53	283 x 265 x 60	283 x 265 x 60	283 x 265 x 60
Cut Out Dimension (mm)	N/A	N/A	N/A	N/A	N/A



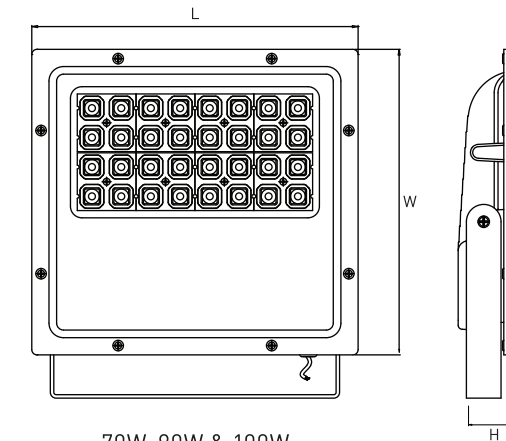
35W

บริษัท ซีที อิเล็กทริก ซัพพลาย จำกัด
CT ELECTRIC SUPPLY CO., LTD.

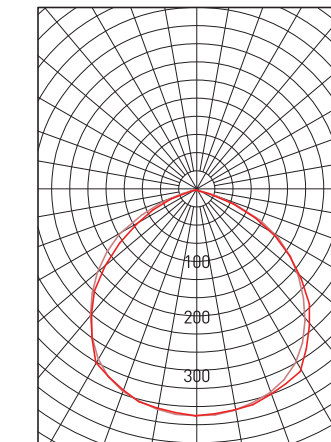
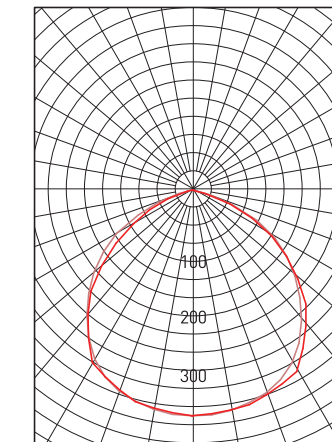
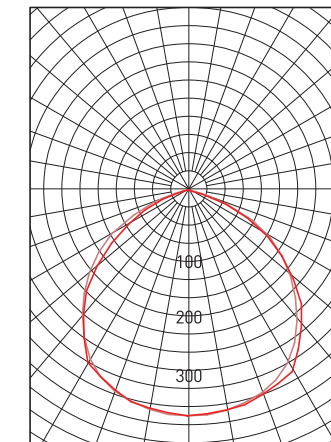
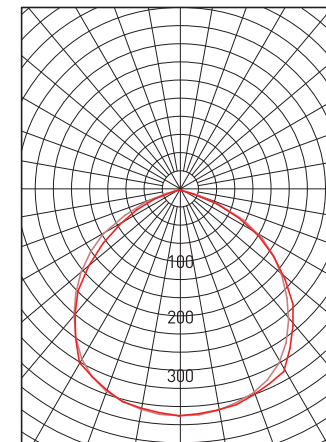
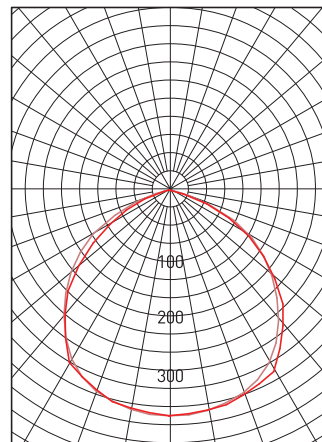
โทร : 02 550 9555



50W



70W, 90W & 100W





NEW

FLANO
FLOOD LIGHT



Aesthetically sleek designed LED Flood Light Luminaire equipped with specially designed heat sink, reliable integrated energy efficient electronic driver, suitable for easy replacement of conventional flood light.

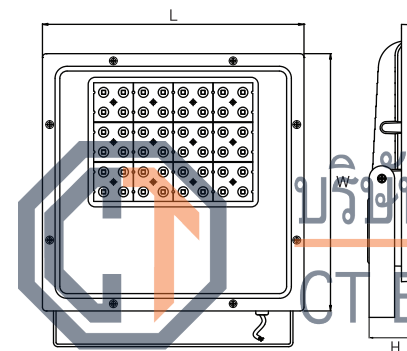
Product Specification

- Input Voltage : AC220-240V, 50/60Hz
- Operating voltage range : 140-270V
- High performance electronic driver ensures zero maintenance
- High Surge Protection : 4KV
- Average life L70B50: 50,000 hrs
- PMMA modular lens plate
- No harmful UV & IR radiations
- Operating temperature: -10°C to +45°C

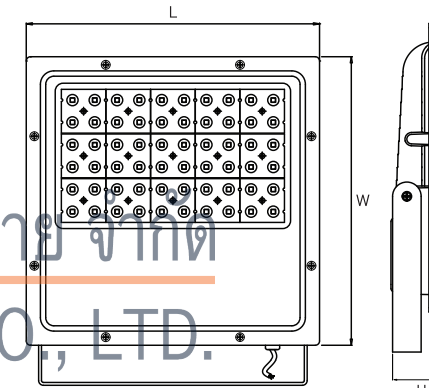
Application areas

Signboards | Buildings & Monuments | Billboards
Shopboards | Security & Perimeter Lighting | Junction Lighting

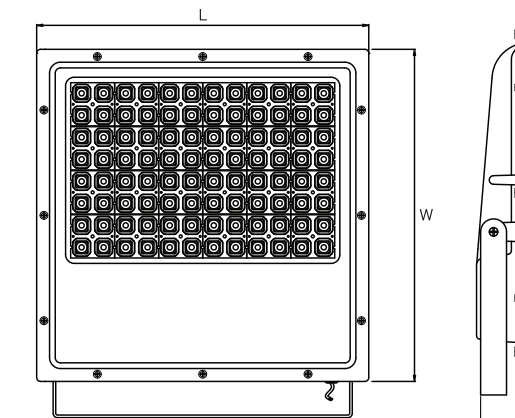
	120W	150W	180W	200W
5700K	PFLM10CD8 12000lm	PFLM10FG8 15000lm	PFLM10KL8 18000lm	PFLM10MN8 20000lm
Dimension (mm) (L/Dia x W/Dia x H)	314 x 309 x 60	335 x 330 x 62	384 x 383 x 65	384 x 383 x 65
Cut Out Dimension (mm)	N/A	N/A	N/A	N/A



120W



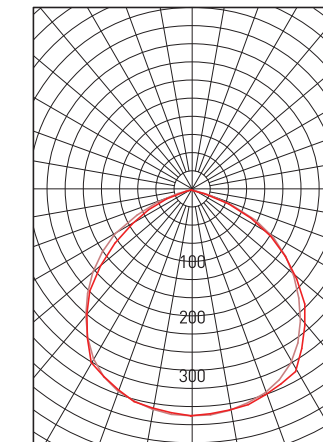
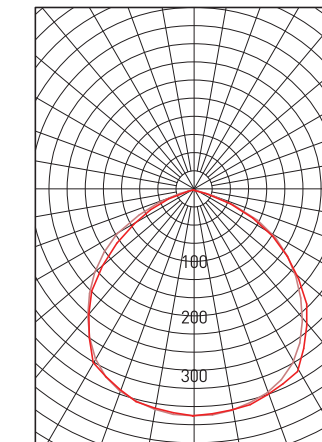
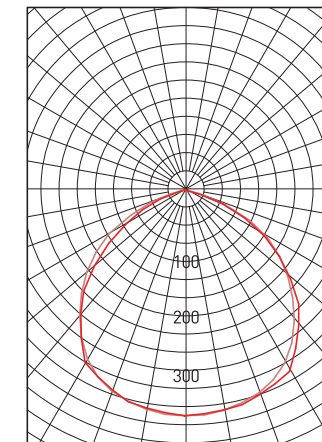
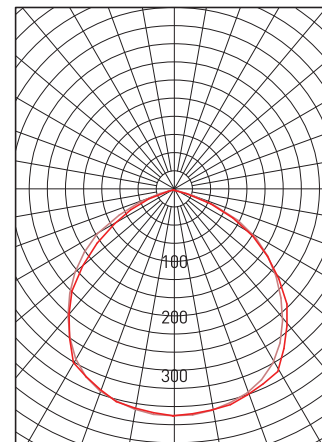
150W



180W & 200W

บริษัท ซีที อิเล็กทริก ซัพพลาย จำกัด
CT ELECTRIC SUPPLY CO., LTD.

โทร : 02 550 9555





NEW

FLANO
FLOOD LIGHT



Aesthetically sleek designed LED Flood Light Luminaire equipped with specially designed heat sink, reliable integrated energy efficient electronic driver, suitable for easy replacement of conventional flood light.

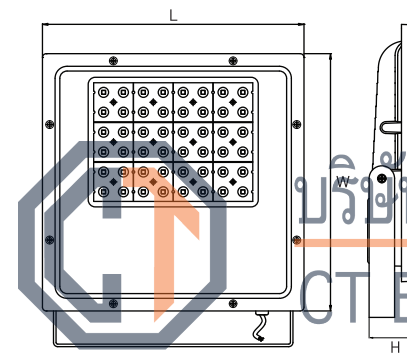
Product Specification

- Input Voltage : AC220-240V, 50/60Hz
- Operating voltage range : 140-270V
- High performance electronic driver ensures zero maintenance
- High Surge Protection : 4KV
- Average life L70B50: 50,000 hrs
- PMMA modular lens plate
- No harmful UV & IR radiations
- Operating temperature: -10°C to +45°C

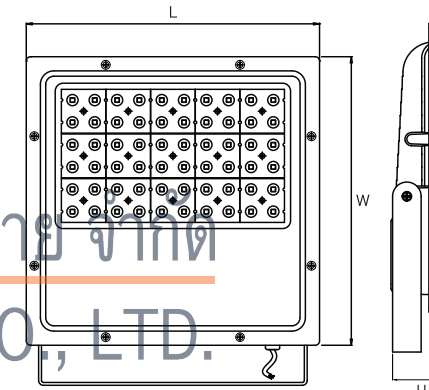
Application areas

Signboards | Buildings & Monuments | Billboards
Shopboards | Security & Perimeter Lighting | Junction Lighting

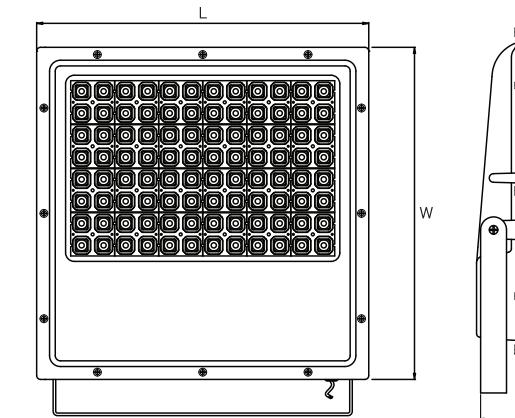
	120W	150W	180W	200W
5700K	PFLM11CD8 12000lm	PFLM11FG8 15000lm	PFLM11KL8 18000lm	PFLM11MN8 20000lm
Dimension (mm) (L/Dia x W/Dia x H)	314 x 309 x 60	335 x 330 x 62	384 x 383 x 65	384 x 383 x 65
Cut Out Dimension (mm)	N/A	N/A	N/A	N/A



120W



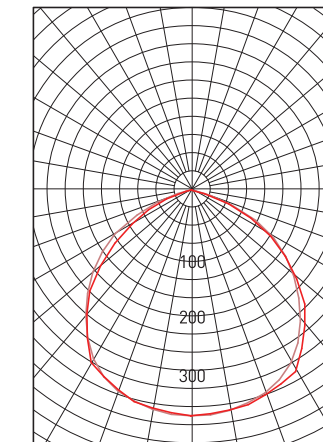
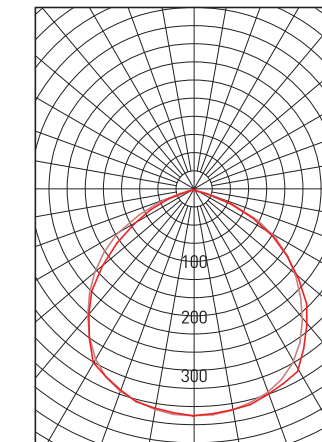
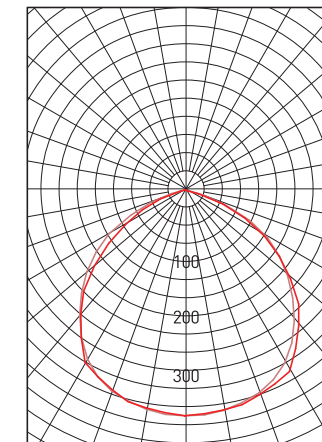
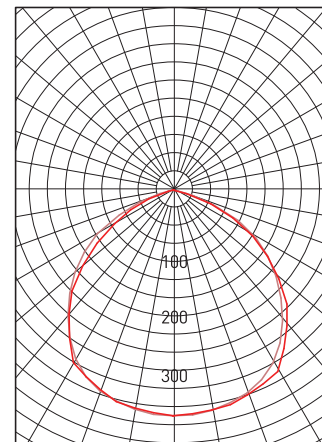
150W



180W & 200W

บริษัท ซีที อิเล็กทริก ซัพพลาย จำกัด
CT ELECTRIC SUPPLY CO., LTD.

โทร : 02 550 9555





NEW

FLANO
FLOOD LIGHT



Aesthetically designed LED Flood Light Luminaire equipped with specially designed heat sink, reliable integrated energy efficient electronic driver, suitable for easy replacement of conventional flood light.

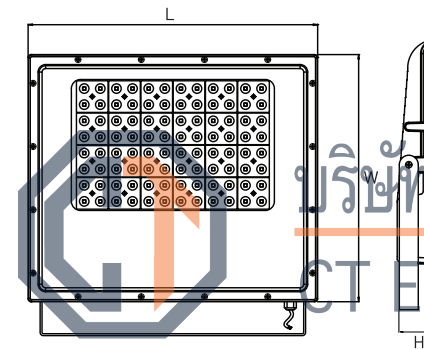
Product Specification

- Input Voltage : AC220-240V, 50/60Hz
- Operating voltage range : 140-270V
- High performance electronic driver ensures zero maintenance
- High Surge Protection : 6KV
- Average life L70B50: 50,000 hrs
- PMMA modular lens plate
- No harmful UV & IR radiations
- Operating temperature: -10°C to +45°C

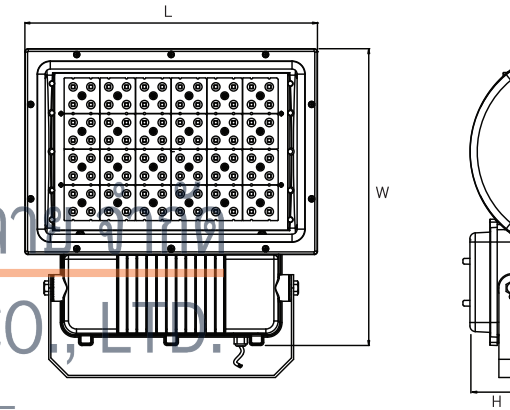
Application areas

Signboards | Buildings & Monuments | Billboards
Shopboards | Security & Perimeter Lighting | Junction Lighting

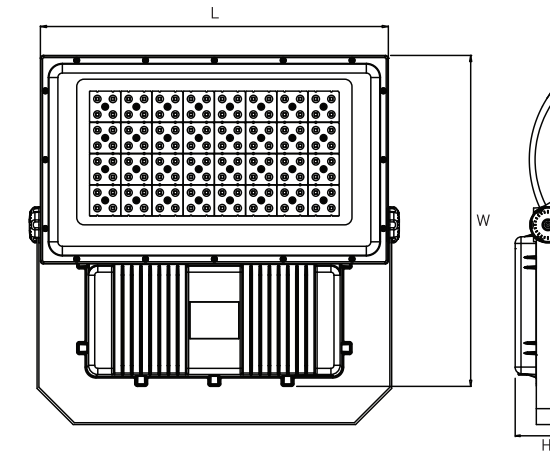
	240W	300W	350W	400W
5700K	PFLM10QR8 24000lm	PFLM10WX8 30000lm	PFLM10ZC8 35000lm	PFLM10ZH8 40000lm
Dimension (mm) (L/Dia x W/Dia x H)	458 x 391 x 66	419 x 426 x 87	569 x 540 x 111	569 x 540 x 111
Cut Out Dimension (mm)	N/A	N/A	N/A	N/A



240W

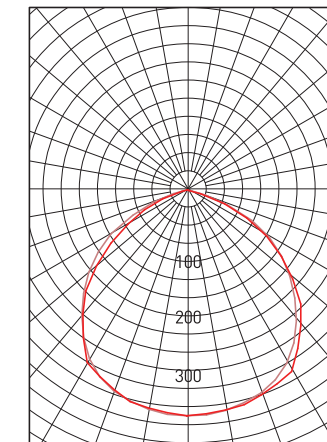
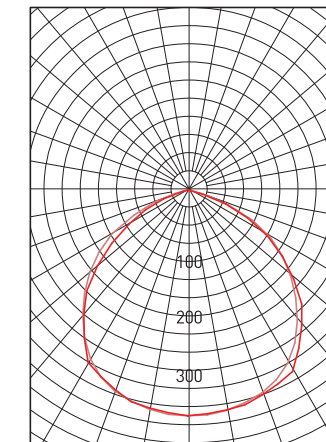
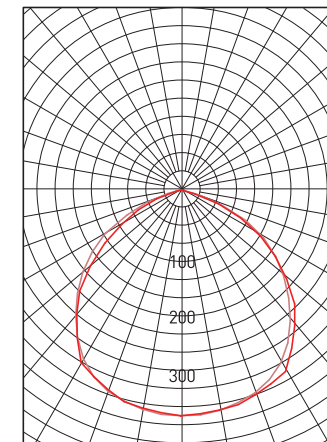
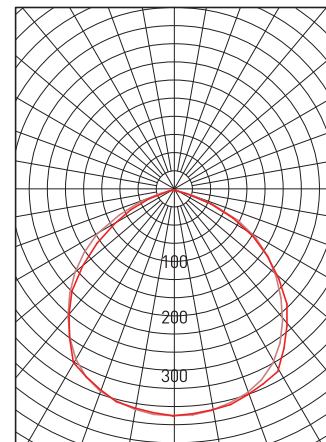


300W



350W & 400W

บริษัท ซีที อิเล็กทริก ซัพพลาย จำกัด
CT ELECTRIC SUPPLY CO., LTD.
โทร : 02 550 9555





GLEBE
POST TOP

Decorative, Robust and reliable LED post Top with aluminum housing offers uniform Light distribution, high durability and IP65 Protection.



Product Specification

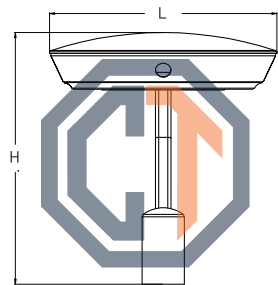
- Input Voltage : AC220-240V, 50/60Hz
- Operating voltage range : 80-330V
- HPF
- High Surge Protection : 4KV
- Average life L70B50: 50,000 hrs
- Confirmed to IEC Safety Standard (IEC60598, IEC61347)
- Optics : PMMA
- With Driver

Application areas

Garden lighting | Landscape area

	25W	40W
3000K	APT010253 2750lm	APT010403 4400lm
4000K	APT010254 2870lm	APT010404 4610lm
Dimension (mm) (L/Dia x W/Dia x H)	450 x 442 x 495	450 x 442 x 495
Cut Out Dimension (mm)	N/A	N/A

Line Diagram

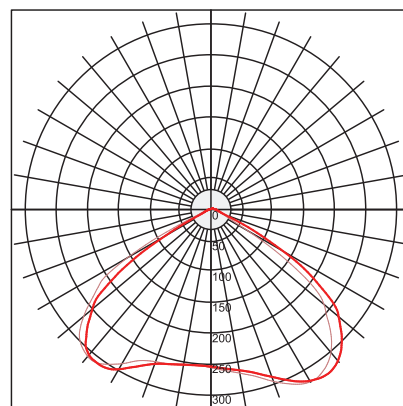


บริษัท ซีที อิเล็กทริก ซัพพลาย จำกัด
ELECTRIC SUPPLY CO., LTD.

โทร : 02-**DRUPE**555
BOLLARD LIGHT

Decorative & cylindrical shape LED Bollard Light with integrated LED Driver offers comfortable softlight, high durability & IP 65 protection

Photometric data



Application areas

Garden lighting | Pathway | Landscape area

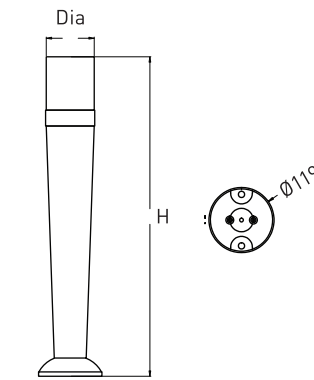


Product Specification

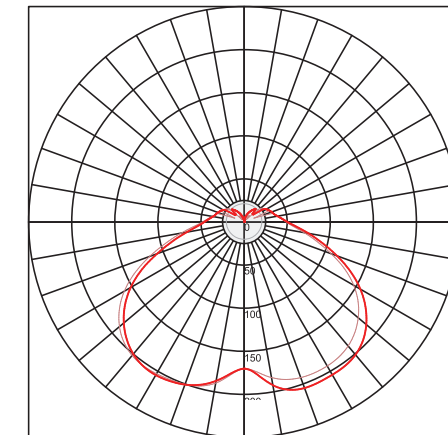
- Input Voltage : AC220-240V, 50/60Hz
- Operating voltage range : 80-330V
- HPF
- High Surge Protection : 2.5KV
- Average life L70B50: 50,000 hrs
- Confirmed to IEC Safety Standard (IEC60598, IEC61347)
- Optics : PMMA
- With Driver

	6W
3000K	ABD010063 200lm
4000K	ABD010064 215lm
6000K	ABD010066 230lm
Dimension (mm) (L/Dia x W/Dia x H)	90 x 90 x 800
Cut Out Dimension (mm)	N/A

Line Diagram



Photometric data



Application areas

Garden lighting | Pathway | Landscape area



POME
SPIKE LIGHT

Stylish, Robust, reliable spike Light/ Bush Light with aluminum housing offers uniform light distribution with IP65 Protection suitable to provide accent lighting for verity of application.



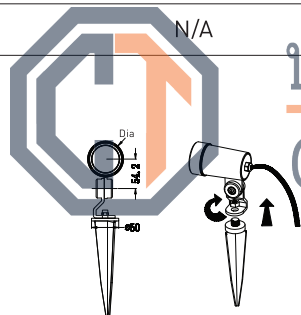
Product Specification

- Input voltage: AC220-240V, 50/60Hz
- Operating voltage range : 80-330V
- HPF
- High Surge Protection : 2.5KV
- Average life L70B50: 50,000 hrs
- Confirmed to IEC Safety Standard (IEC60598, IEC61347)
- Optics : PMMA
- With Driver

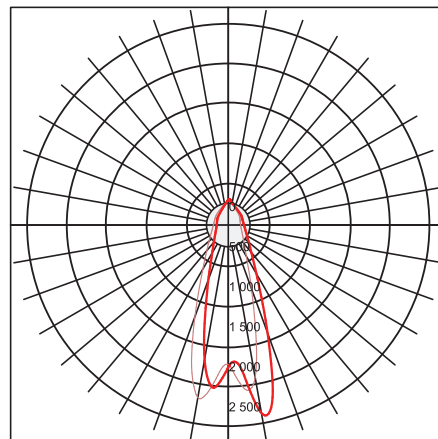
Application areas

Garden area | Pathway | Landscape area

6W	
3000K	ASK010063 310lm
6000K	ASK010066 345lm
RED	ASK01006R 135lm
GREEN	ASK01006G 284lm
AMBER	ASK01006A 280lm
Dimension (mm) (L/Dia x W/Dia x H)	60 x 113 x 322
Cut Out Dimension (mm)	N/A



Line Diagram



Photometric data

บริษัท ซีที อิเล็กทริก ซัพพลาย จำกัด
CT ELECTRIC SUPPLY CO., LTD.

โทร : 09-0909555
MOOR
STEP LIGHT

Robust and reliable LED step Light with aluminum housing offers uniform light distribution, high durability and IP65 Protection

Application areas

Pathway | Landscape area

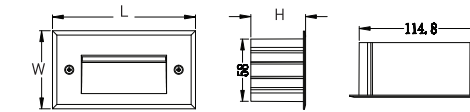


Product Specification

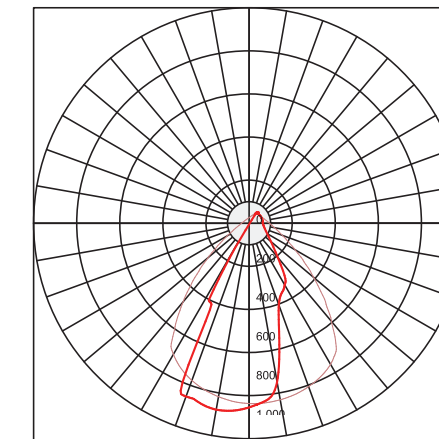
- Input voltage: AC220-240V, 50/60Hz
- Operating voltage range : 80-330V
- HPF
- High Surge Protection : 2.5KV
- Average life L70B50: 50,000 hrs
- Confirmed to IEC Safety Standard (IEC60598, IEC61347)
- Optics : PMMA
- With Driver

3W	
4000K	ASE010034 135lm
6000K	ASE010036 144lm
Dimension (mm) (L/Dia x W/Dia x H)	127 x 70 x 50.5
Cut Out Dimension (mm)	58 x 114.8

Line Diagram



Photometric data





COVET
UP DOWN SQUARE

Surface mounted decorative LED Up Down light with aluminum housing offers uniform light distribution with IP65 protection suitable for wall mount application.



Product Specification

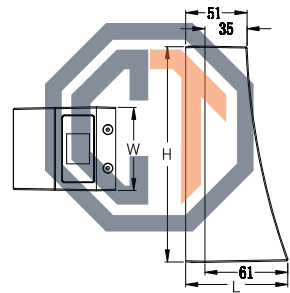
- Input Voltage : AC220-240V, 50/60Hz
- Operating voltage range : 80-330V
- HPF
- High Surge Protection : 2.5KV
- Average life L70B50: 50,000 hrs
- Confirmed to IEC Safety Standard (IEC60598, IEC61347)
- Optics : PMMA
- With Driver

Application areas

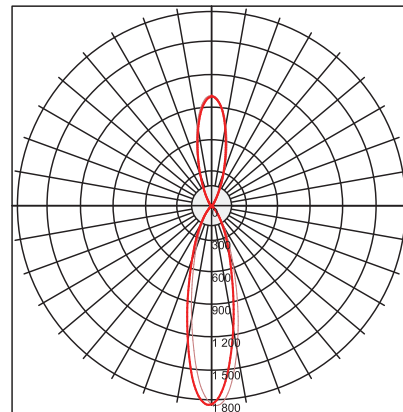
Building Facade | Landscape area

4W	
3000K	AUD010043 290lm
4000K	AUD010044 300lm
6000K	AUD010046 320lm
Dimension (mm) (L/Dia x W/Dia x H)	84 x 70 x 180
Cut Out Dimension (mm)	N/A

Line Diagram



Photometric data



บริษัท ซีที อิเล็กทริก ซัพพลาย จำกัด
CT ELECTRIC SUPPLY CO., LTD.

โทร : 02-010-9555

COVET
UP DOWN CIRCULAR

Surface mounted decorative LED Up Down light with aluminum housing offers uniform light distribution with IP65 protection suitable for wall mount application.



Product Specification

- Input Voltage : AC220-240V, 50/60Hz
- Operating voltage range : 80-330V
- HPF
- High Surge Protection : 2.5KV
- Average life L70B50: 50,000 hrs
- Confirmed to IEC Safety Standard (IEC60598, IEC61347)
- Optics : PMMA
- With Driver

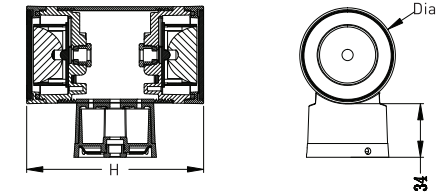
Application areas

Building Facade | Landscape area

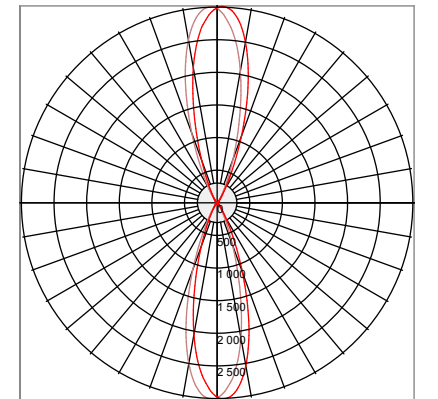


6W	
3000K	AUD020063 390lm
4000K	AUD020064 405lm
6000K	AUD020066 430lm
Dimension (mm) (L/Dia x W/Dia x H)	60 x 60 x 110
Cut Out Dimension (mm)	N/A

Line Diagram



Photometric data





GRAZE
IN-GROUND LIGHT

Stylish, Robust & reliable in ground light with aluminum housing offers uniform light distribution with IP 67 protection.



Product Specification

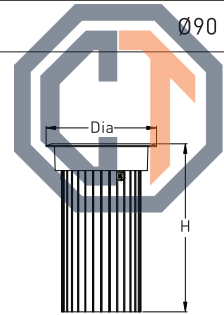
- Input Voltage : AC220-240V, 50/60Hz
- Operating voltage range : 80-330V
- HPF
- High Surge Protection : 4KV
- Average life L70B50: 50,000 hrs
- Confirmed to IEC Safety Standard (IEC60598, IEC61347)
- Optics : PMMA
- With Driver

Application areas

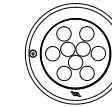
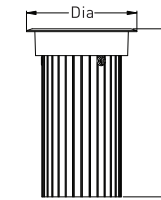
Building Facade | Pathway | Landscape area

	3W	9W	18W
3000K	AGL010033 243lm	AGL010093 730lm	AGL010183 1220lm
6000K	AGL010036 270lm	AGL010096 808lm	AGL010186 1339lm
RED	AGL01003R 79lm	AGL01009R 236lm	AGL01018R 472lm
GREEN	AGL01003G 152lm	AGL01009G 459lm	AGL01018G 919lm
AMBER	AGL01003A 150lm	AGL01009A 450lm	AGL01018A 900lm
Dimension (mm) (L/Dia x W/Dia x H)	115 x 115 x 175	160 x 160 x 190	160 x 160 x 190
Cut Out Dimension (mm)	Ø90	Ø140	Ø140

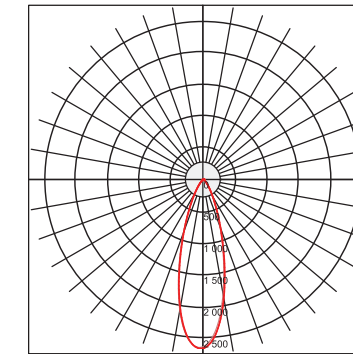
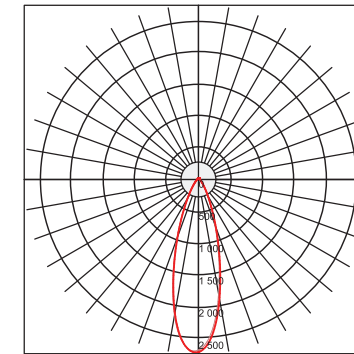
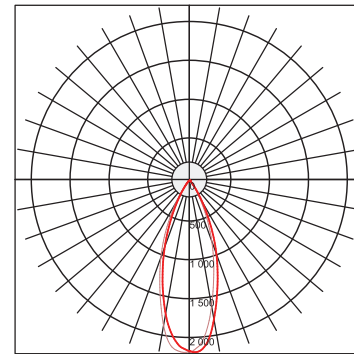
Line Diagram



บริษัท ซีที อิเล็กทริก ซัพพลาย จำกัด
CT ELECTRIC SUPPLY CO., LTD.
โทร : 02 550 9555



Photometric data



HEAD / REGIONAL OFFICES

WEST (H.O.)

Panasonic Life Solutions India Pvt. Ltd.
3rd Floor, B Wing, I-Think
Techno Campus, Pokhtran Road No. 2,
Thane (W), Thane - 400 607
Maharashtra Tel: 022 42228888

EAST

Panasonic Life Solutions India Pvt. Ltd.
4th Floor, Block " C ",
Apeejay House, 15, Park Street,
Kolkata, West Bengal - 700 016
Tel: 033 32219196

SOUTH

Panasonic Life Solutions India Pvt. Ltd.
No. 8-12, 3rd Floor, Prestige Nebula-II,
Infantry Road, Bengaluru,
Karnataka - 560 001
Tel: 080 30284400 - 40

NORTH-1

Panasonic Life Solutions India Pvt. Ltd.
SCO-40, 1st Floor,
NAC Manimajra,
Chandigarh - 160101
Tel - 0172 3255715

NORTH-2

Panasonic Life Solutions India Pvt. Ltd.
6th Floor, TDI Centre,
Jasola District,
New Delhi - 110 025
Tel: 011 46006400

WEST-1

GOA

Panasonic Life Solutions India Pvt. Ltd.
403, Gera Imperium II, 4th Floor,
Patto Panjim, Goa - 403 001
Tel: 0832 3294189 / 3193131

PUNE

Panasonic Life Solutions India Pvt. Ltd.
Fifth Avenue, Office No. E4-A,
4th Floor, Dhole Patil Road,
Pune - 411 001 Tel: 020 66207260

NAVI MUMBAI

Panasonic Life Solutions India Pvt. Ltd.
Arenja Corner, 3rd Floor, 301,
Sector 17, Vashi, Navi Mumbai,
Maharashtra - 400 703 Tel: 022 65551316

NANDED

Panasonic Life Solutions India Pvt. Ltd.
101 Millennium Tower, Bhawsar Chowk,
Malegaon Road, Taroda Naka, Nanded - 431 605
Tel: 02462 266855

AURANGABAD

Panasonic Life Solutions India Pvt. Ltd.
Plot No. 8, Raj Tower, 2nd Floor,
Near Angethi Hotel, Jalna Road,
Aurangabad - 431 001 Tel: 0240 6500200

KOLHAPUR

Panasonic Life Solutions India Pvt. Ltd.
1st Floor, Office No. 4, Namdev Nest,
Above Axis Bank, Opp. Kamla College,
Rajarampuri, Takala, C.S. No. 1160B
Kolhapur - 416 001 Tel: 0231 6050945

KALBADEVI ROAD

Panasonic Life Solutions India Pvt. Ltd.
C-369/485, Takwadi, Behind
Bank of India, 485, Kalbadevi Road,
Mumbai - 400 002
Tel: 022 39567073

NAGPUR

Panasonic Life Solutions India Pvt. Ltd.
Tapashiya, 1st Floor, Near Rahale
Hospital, Adamsha Chowk,
Nagpur - 440 008
Tel: 09370430999

NASHIK

Panasonic Life Solutions India Pvt. Ltd.
Archit Icon, 1st Floor,
Patil Lane Road,
Nashik - 422 005

STATE / SALES OFFICES

NORTH-1

JAMMU

Panasonic Life Solutions India Pvt. Ltd.
85/1, 1st Floor, Trikuta Nagar,
Jammu - 180 012
Tel: 0191 2470735 / 36

PUNJAB

Panasonic Life Solutions India Pvt. Ltd.
B-20/ 2813 / 13-A, 3rd Floor,
Ranjit Tower, Pakhowal Road,
Gurdev Nagar, Ludhiana - 141001
(Punjab)
Tel: 0161 4630796

AMRITSAR

Panasonic Life Solutions India Pvt. Ltd.
45, Deep Complex, Court Road,
Amritsar, Punjab - 143 001
Tel: 0183 3292567

UTTARAKHAND

Panasonic Life Solutions India Pvt. Ltd.
Khasra No: 332-333-335 & 339,
1st Floor, Main Saharanpur Road,
Niranjanpur, Opp. Institute of
Hotel Management, HCL Compound,
Dehradun - 248 001
Tel: 0135 3241686

HALDWANI

Panasonic Life Solutions India Pvt. Ltd.
Shop No. U-28, Upper Ground Floor,
Phase - 1, Durga City Centre,
Haldwani - 263 141

WEST-2

CHHATTISGARH

Panasonic Life Solutions India Pvt. Ltd.
316-317 [A to E], Ravi Bhavan,
3rd Floor, Jaistambh Chowk,
Raipur - 492 001
Tel: 0771 3291701

GUJARAT

Panasonic Life Solutions India Pvt. Ltd.
405, 3rd Eye One Complex,
Opp. Havmor Restaurant, Panchvati,
C.G. Road, Ahmedabad,
Gujarat - 380 006 Tel: 079 30063870 / 26460172

SURAT

Panasonic Life Solutions India Pvt. Ltd.
403, 4th Floor, Union Trade Centre,
Beside Apple Hospital, Udhana
Darwaja, Ring Road, Surat,
Gujarat - 395 002 Tel: 0261 3002008 / 09

VADODARA

Panasonic Life Solutions India Pvt. Ltd.
306, Atlantis, Near Croma,
Genda Circle Road, Vadodara,
Gujarat - 390 007 Tel: 0265 6541992

NORTH-2

JAIPUR

Panasonic Life Solutions India Pvt. Ltd.
224-225, 2nd Floor,
Ganpati Plaza, M.I. Road,
Jaipur, Rajasthan - 302 001
Tel: 0141 3007666 / 2331369

UDAIPUR

Panasonic Life Solutions India Pvt. Ltd.
4C/201, Riddhi Siddhi
Complex, Madhuvan,
Udaipur, Rajasthan - 313 001
Tel: 0294 2422412

JODHPUR

Panasonic Life Solutions India Pvt. Ltd.
27/20, Light Industrial Area,
Near ITI Circle, Jodhpur - 342003

KOTA

Panasonic Life Solutions India Pvt. Ltd.
Office No. 6, Plot No. 621,
1st Floor, Mukesh Plaza,
Dadabari, Kota,
Rajasthan - 324 009
Tel: 0744 2500368

UTTAR PRADESH

Panasonic Life Solutions India Pvt. Ltd.
201, Govinda Building, 1-A,
Shahnajaf Road,
Hazratganj, Lucknow,
Uttar Pradesh - 226 001
Tel: 0522 3920999

VARANASI

Panasonic Life Solutions India Pvt. Ltd.
P. N. 204, H No. C-27/ 274 A-3,
S-1, 2nd Floor, Dr. Jai Singh
Building, Maldahiya, Varanasi,
Uttar Pradesh - 221 001

RAJKOT

Panasonic Life Solutions India Pvt. Ltd.
Office No.502, 5th Floor, King's Plaza,
Astrone Chowk, Sardar Nagar, Main Road,
Rajkot, Gujarat - 360 001
Tel: 0781 3010600

INDORE

Panasonic Life Solutions India Pvt. Ltd.
318, 3rd Floor, D. M. Tower,
21/1, Race Course Road,
Indore - 452 003
Tel: 0731 3952501 / 05

BHOPAL

Panasonic Life Solutions India Pvt. Ltd.
Manya Arcade, 201, 2nd Floor,
Plot No. 30, M P Nagar, Zone - II
Bhopal - 462 011
Tel: 0755 3061815 / 16

EAST-1

WEST BENGAL

Panasonic Life Solutions India Pvt. Ltd.
1st Floor, Hanshara House,
Beside City Mall (Bazar Kolkata),
Sevoke Road, Siliguri - 734 001

ASSAM

Panasonic Life Solutions India Pvt. Ltd.
Duhang Arcade 2A, 2nd Floor, G. S Road, Tarun Nagar,
Opp. Dona Planet, Guwahati, Assam -781 005
Tel: 0361 2450577

EAST-2

BIHAR

Panasonic Life Solutions India Pvt. Ltd.
F-1, 1st Floor, Gitanjali Palace,
Jamal Road, Patna, Bihar - 800 001
Tel: 0612 3297075

ODISHA

Panasonic Life Solutions India Pvt. Ltd.
2nd Floor, Creative Plaza,
Rasulgarh Square, Mouzabomikhal,
Bhubaneswar, Odisha - 751 010
Tel: 0674 3240109

SAMBALPUR

Panasonic Life Solutions India Pvt. Ltd.
Quality Mansion, 1st Floor,
Nayapada, Sambalpur,
Odisha - 768 001

RANCHI

Panasonic Life Solutions India Pvt. Ltd.
509, 5th Floor, R.R. Tower, Opp. Akashwani,
Ratu Road, Ranchi, Jharkhand - 834 005
Tel: 0651 3241617

SOUTH-1

TELANGANA

Panasonic Life Solutions India Pvt. Ltd.
G2 1-8 384/385, Gowra Grand,
S. P. Road, Begumpet,
Secunderabad,
Telangana - 500 003
Tel: 040 30482989 / 99

BENGALURU

Panasonic Life Solutions India Pvt. Ltd.
Prestige Nebula - II, 3rd Floor,
Block 2nd, Inferny Road,
Cubbon Road, Bengaluru - 560 001
Tel: 080 30284400 / 01

MANGALORE

Panasonic Life Solutions India Pvt. Ltd.
225, 1st Floor, Ideal Tower,
Opp Saravu Ganpathi Temple,
Hampanakatta,
Mangalore - 575 001

MYSORE

Panasonic Life Solutions India Pvt. Ltd.
Nakshatra, No. 858/859,
CS 20 K. R. Mohalla, Narayana
Shastry Road, Mysore,
Karnataka - 570 024

HUBLI

Panasonic Life Solutions India Pvt. Ltd.
A/122-146, 2nd Floor, Mahalaxmi
Mansion, Above Axis Bank,
New Cotton Market,
Deshpande Nagar, Hubli - 580 029
Tel: 0836 3296694

ANDHRA PRADESH

Panasonic Life Solutions India Pvt. Ltd.
Door No. 49/1015, V.N.R.
Tower, 2nd Floor, Labbipet
Krishna, Vijayawada - 520 010
Tel: 0866 3056789

SOUTH-2

KERALA

Panasonic Life Solutions India Pvt. Ltd.
K. P. Varkey & Madathiparambi
Complex, 1st Floor, 351/1085 D,
Palarivattom, Cochin - 683 525
Tel: 0484 3951000 / 01

TAMILNADU

Panasonic Life Solutions India Pvt. Ltd.
Level 3, Ispahani Centre, 123-124,
Nungambakkam High Road,
Chennai, Tamilnadu - 600 034
Tel: 044 30261700 / 01

COIMBATORE

Panasonic Life Solutions India Pvt. Ltd.
Balavasantha Complex,
No.1 Bharthi Park, Cross Road 2,
NSR Road, Saibaba Colony,
Coimbatore - 641 011
Tel: 0422 3226214 / 17

MADURAI

Panasonic Life Solutions India Pvt. Ltd.
Wise House, Door No.109,
Vakil New Street, Madurai,
Tamilnadu - 625 001
Tel: 0452 3720898 / 99

PONDICHERRY

Panasonic Life Solutions India Pvt. Ltd.
201, 1st Floor, Mission Street,
Pondicherry - 605 001
Tel: 0413 3190071 / 3190081

BENGALURU

#40/1, Ground Floor,
Vittal Mallya Road,
Bengaluru - 560 001

บริษัท ซีที อิเล็กทริก ซัพพลาย จำกัด
CT ELECTRIC SUPPLY CO., LTD.
โทร : 02 530 9555

