



**TRANE®**



# SELF-CONTAINED

*Water Cooled Air Conditioners*

*5-20 Tons*

*SWUT R22 Series 50Hz*





# Self-Contained Air conditioners: Water-Cooled

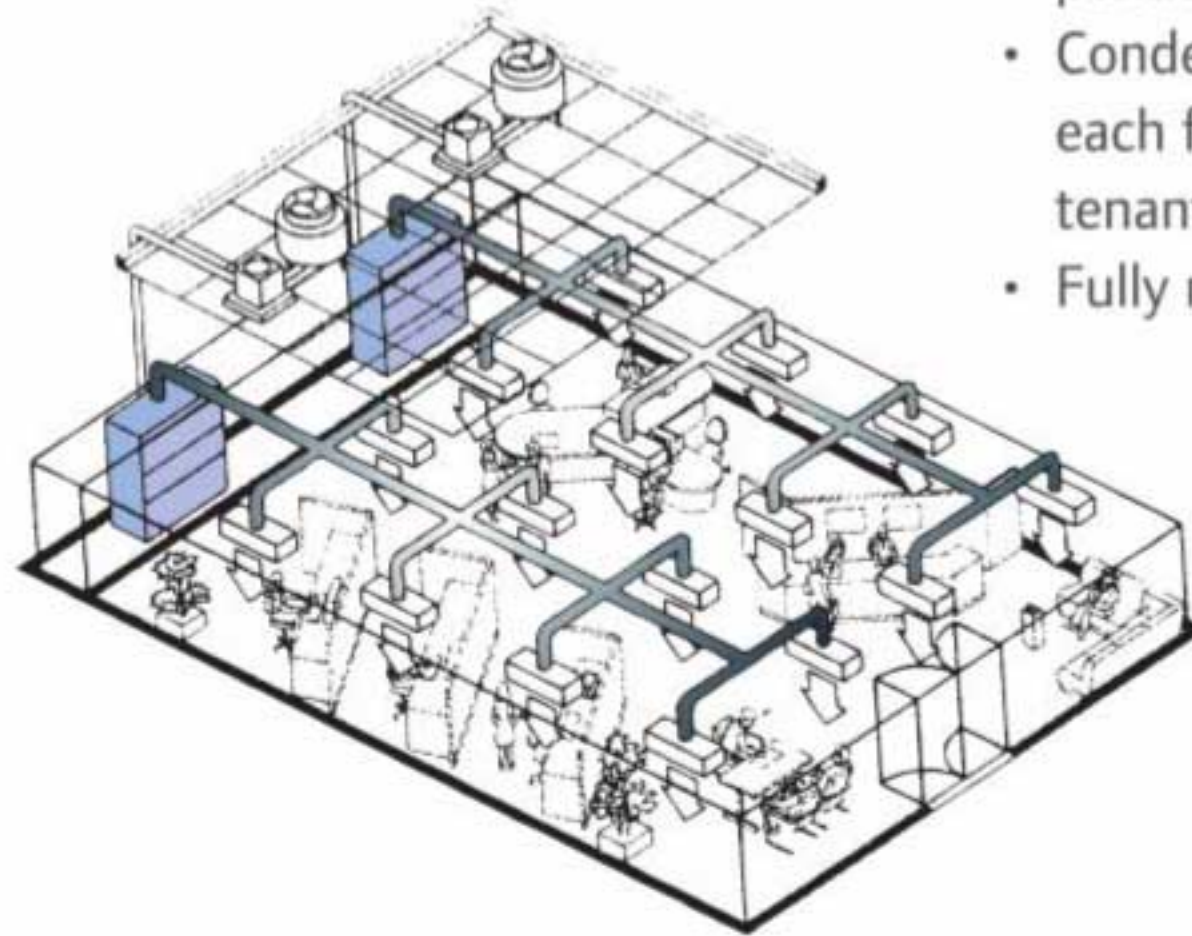


## Quality And Reliability

- Scroll compressors are available from 5 to 20 tons with excellent reliability and high efficiency.
- Dual compressors and independent circuits are standard in the SWUT 180 and SWUT 240 models.
- All units are 100 percent run tested prior to leaving the production line.

## Maximum Efficiency

- Lower noise operation and higher efficiency with the new generation higher EER Scroll Compressor.
  - 64% fewer parts than a comparable capacity reciprocation compressor.
  - Single rotating assembly minimizes the friction and mechanical losses.
  - Smooth operation, similar to a centrifugal compressor, give low torque variation and extend motor life, and minimal vibration reducing wear.
  - Solid mount with no internal suspension to be worn out.
  - Integral inlet dirt separator removes contaminants.
  - Rolling element bearings for higher efficiency reduced friction.
- No suction or discharge valves for improved efficiency compared to a reciprocating compressor.



## Economical Operations Especially For Tenant Building

- Complete HVAC system on each floor minimizes tenant inconvenience during routine maintenance.
- Floor-by-floor system control results in energy savings especially for the off peak operation or after working hours. Because of this feature, the annually energy consumption can be better than a central chilled water system.

## Low First Cost Compared To A Central System

- Complete factory assembly reduces the field labor, installation time and costs.
- Minimized need and cost for fire dampers and airshafts.
- Large equipment rooms and penthouses are not needed.
- Condenser water is available for each floor to the computerized tenant systems.
- Fully refrigerant charge R22.

## System Performance Matrix

Model	Nominal CFM	Capacity in MBH		Condenser GPM	Pressure Drop Foot of Water
		Total	Sensible		
SWUT060 D	2,200	61.5	46.7	15.7	16.1
SWUT090 D	3,300	93.5	70.2	23.9	12.2
SWUT120 D	4,400	120.0	88.6	30.5	16.7
SWUT180 D	6,600	185.8	141.6	48.2	13.9
SWUT240 D	8,800	240.0	179.8	61.1	18.5

Note: 1. Matched system ratings are pre ARI condition. Full load ratings are at 90°F entering condenser water temperature, and 80/67° air dry bulb/wet bulb entering the air handler coil.  
2. Evaporator fan power accounts for ARI condition required external static pressure, and losses associated with air filters, casing and wet evaporator coil pressure drop.



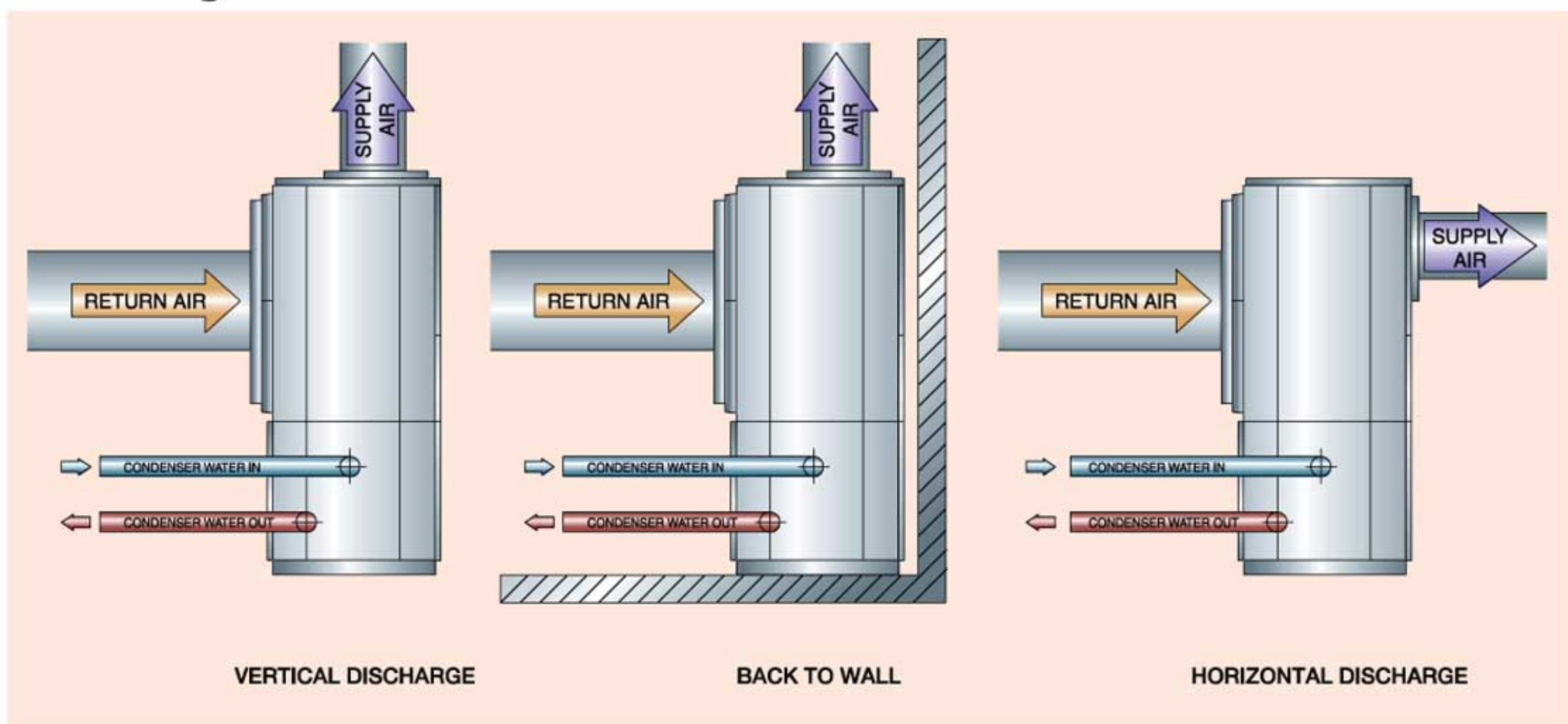
## General Data

UNIT MODELS		SWUT060D	SWUT090D	SWUT120D	SWUT180D	SWUT240D
<b>POWER CONNECTION</b>	V/ph/Hz	380-415/3/50	380-415/3/50	380-415/3/50	380-415/3/50	380-415/3/50
MCA <sup>1</sup>	A	14.5	23.6	27.7	44.0	51.2
<b>SYSTEM DATA</b>						
Refrigerant Type				R22		
No. Refrigerant Circuits		1	1	1	2	2
<b>EVAPORATOR COIL</b>						
Tube Size OD	in	3/8	3/8	3/8	3/8	3/8
Fins per inch		12	12	12	12	12
Refrigerant Flow Control				Expansion Valve		
Drain Connection Size	in	3/4"	3/4"	3/4"	3/4"	3/4"
Drain Connection Type				Steel - MPT		
<b>EVAPORATOR FAN</b>						
Fan Type		Double Inlet Centrifugal with Forward Curved Wheel				
Qty		1	1	1	2	2
Drive Type		Belt drive				
Nominal Airflow	cfm (cmh)	2200 (3738)	3300 (5607)	4400 (7476)	6600 (11213)	8800 (14951)
<b>EVAPORATOR MOTOR</b>						
Motor Type		Totally Enclosed-Fan Cooled, Three Phase Induction Motor				
Qty		1	1	1	1	1
Motor Output	hp (kW)	1 (0.75)	1 (0.75)	2 (1.5)	3 (2.2)	5 (3.7)
No. of Speed		1	1	1	1	1
Motor Speed	rpm	1420	1420	1420	1420	1430
V/ph/Hz		380-415/3/50	380-415/3/50	380-415/3/50	380-415/3/50	380-415/3/50
RLA		2.0	2.0	3.7	5.1	8.0
<b>COMPRESSOR</b>						
Compressor Type		Hermetic Scroll				
Qty		1	1	1	2	2
V/ph/Hz		380-415/3/50	380-415/3/50	380-415/3/50	380-415/3/50	380-415/3/50
RLA		10.0	17.3	19.2	17.3	19.2
<b>CONDENSER</b>						
Condenser Type		Tube in Tube				
Qty		1	2	2	4	4
Water Connection Size	in	1 1/4	1 1/2	1 1/2	2	2
Water Connection Type		Steel - MPT				
<b>FILTER</b>						
Type		Washable Aluminum Air Filter				
Qty		2	2	4	6	9
<b>DIMENSION (HxWxD)</b>						
Uncrated (Net)	mm	1335 x 1022 x 868	1360 x 1429 x 1045	1545 x 1429 x 1045	1588 x 1670 x 1067	1930 x 1670 x 1067
<b>WEIGHT</b>						
Uncrated (Net)	kg	190	288	329	494	604

Note : Product design and specification are subject to change without notice.

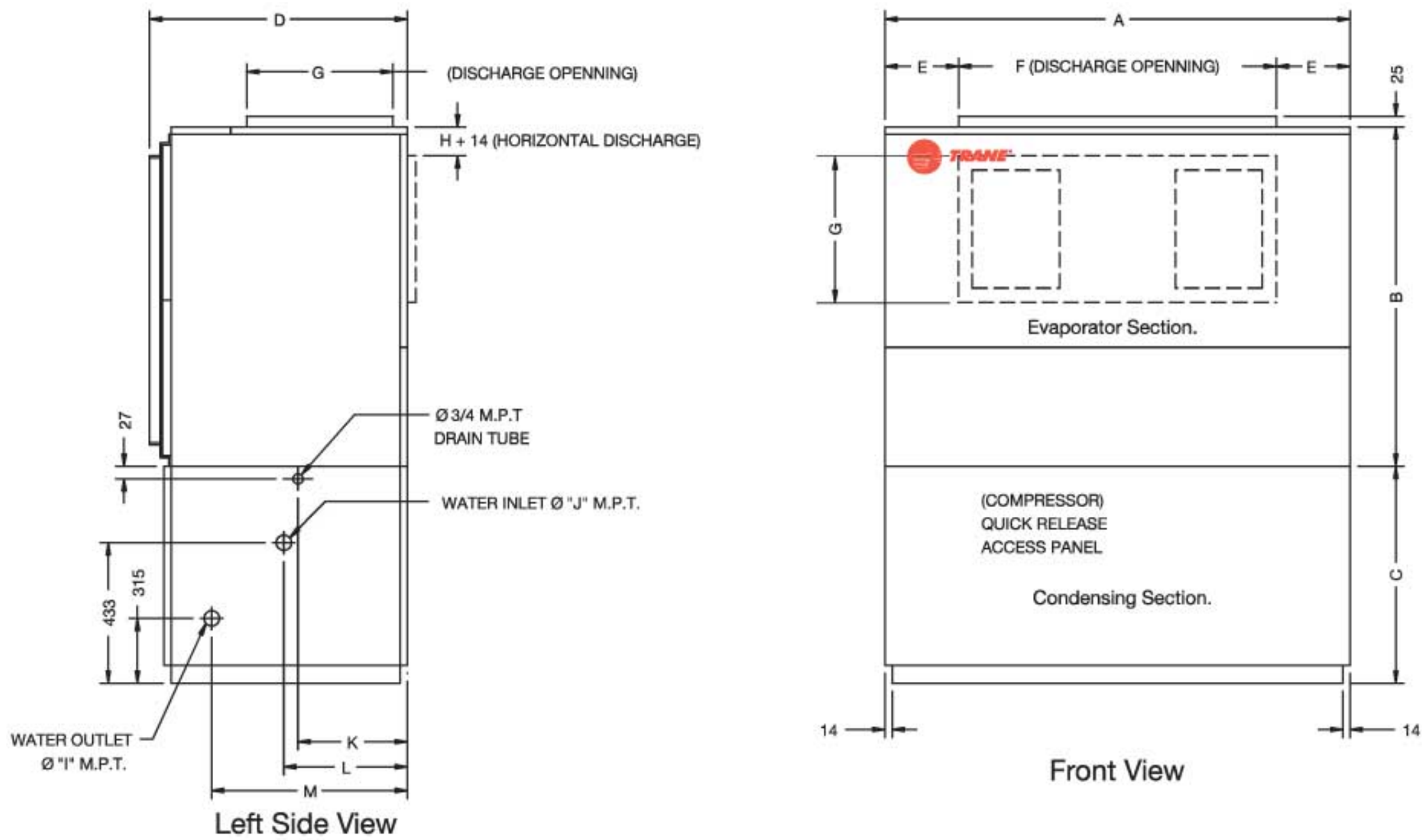
<sup>1</sup>MCA - Minimum Circuit Ampacity

## Unit Configurations





## Feature Summary



## Evaporator Section

For SWUT 060, 090, 120 have 1 evaporator blower, except SWUT 180, 240D have 2 evaporator blowers.

MODEL	A	B	C	D	E	F	G	H	ØI	ØJ	K	L	M
SWUT060D	1,022	687	622	868	342	338	292	54	1 1/4"	1 1/4"	416	309	503
SWUT090D	1,429	687	648	1,045	508	411	406	54	1 1/2"	1 1/2"	503	309	500
SWUT120D	1,429	872	648	1,045	475	478	406	54	1 1/2"	1 1/2"	503	309	500
SWUT180D	1,670	914	648	1,067	137	1,394	413	59	2"	2"	508	309	503
SWUT240D	1,670	1,257	648	1,067	137	1,394	413	59	2"	2"	508	309	503

**Note :** All dimensional data are in mm. unless otherwise specified.

## PRODUCT SPECIFICATIONS EVAPORATOR SECTION

- Convertible horizontal and vertical air discharge.
- Evaporator coil with leak tested.
- Single refrigeration circuits for SWUT060D—120D.
- Dual refrigeration circuit for SWUT180D-240D.
- Thermal expansion valve(s), factory installed.
- Double inlet, double width, forward curve, centrifugal type. Evaporator fan(s) with adjustable belt drive.
- Thermal overload protection on evaporator fan motor.
- Completely insulated with fire—retardant, polyethylene foam.
- 1 inch aluminium cleanable filter.

## CONDENSING SECTION

- Single compressor for SWUT060D—120D.
- Dual compressors for SWUT180D—240D with 2-step capacity control.
- Filter driers and access valves.
- Tube in tube condenser.
- Suction gas cooled temperature and current—sensitive motor. Overload for compressor motor.
- External high and low pressure cut-out devices.
- Completely factory wired with 220 volt control circuit.
- Plus or minus 10 percents of name plate voltage for utilization range.



Ingersoll Rand (NYSE:IR) advances the quality of life by creating comfortable, sustainable and efficient environments. Our people and our family of brands—including Club Car®, Ingersoll Rand®, Thermo King® and Trane®—work together to enhance the quality and comfort of air in homes and buildings; transport and protect food and perishables; and increase industrial productivity and efficiency. We are a \$12 billion global business committed to a world of sustainable progress and enduring results. For more information, visit

## บริษัท บี.เค.แอร์ซัพพลาย จำกัด B.K. AIRSUPPLY CO.,LTD.

611,613 ถนนพระราม 3 แขวงบางโพงพาง เขตยานนาวา กรุงเทพฯ 10120  
611,613 Rama3 Rd. Bangpong pang, Yannava, Bangkok 10120  
Tel : 02-284-2826, 02-294-5260, 02-294-5261, 02-294-2972  
Fax : 02-294-2973

[www.bkairsupply.com](http://www.bkairsupply.com)