

CENTRIFUGES AND ACCESSORIES

Complete catalog

HERMLE
Benchmark



CONTENTS

COMPANY PROFILE	3
SELECTION GUIDE	6
COMPACT CENTRIFUGES	10
MICROCENTRIFUGES	13
UNIVERSAL CENTRIFUGES	18
LARGE-VOLUME CENTRIFUGES	28
HIGH-SPEED CENTRIFUGES	30
OIL-TEST CENTRIFUGE	32
FILTRATION CENTRIFUGES	33
FROM BENCHMARK	34



Our managing directors: Alexander Hermle (Head of Service), Harald Hermle (Head of Controlling) and Walter Haberkorn (Head of Sales and Marketing).

A COMMITMENT TO QUALITY AND RELIABILITY

HERMLE centrifuges have established themselves as indispensable tools for DNA analysis, drug development in the pharmaceutical industry and even standard blood tests at your GP's surgery. We are also well and truly "at home" in the fields of microbiology, environmental technology and food technology.

Our passion is separating, which is why we focus exclusively on building outstanding centrifuges. Our range of standard products now covers a wide range of volumes and speeds, both with and without integral cooling. However, we can also develop custom solutions to meet the needs of your individual assignments.

Centrifuges from HERMLE are assembled exclusively in Germany by qualified specialists in the fields of electronics and mechanics. At HERMLE, we attach particular importance to this expert craftsmanship – and to ensuring a positive working atmosphere, optimal workstations and good teamwork.

WE TAKE PRIDE IN THE ASSURANCE THAT YOU WILL HAVE QUALITY EQUIPMENT FOR QUALITY SEPARATION RESULTS – WE ARE ALWAYS FULLY COMMITTED TO ACHIEVING THIS GOAL.

In North America, HERMLE is represented by our longtime partners at Benchmark Scientific. Not only do they have expertise with HERMLE centrifuges, but also offer a broad line of their own centrifuges as well. With Benchmark and HERMLE's partnership we are sure to have the right centrifuge for any need!


Did you know that the first centrifuge was invented and built by Wilhelm Lefeldt in Germany, and that it has revolutionised milk processing to this day by enabling automatic separation of the cream from the skimmed milk?

For over 60 years, HERMLE centrifuges have embodied "Made in Germany" quality in applications all over the world. And in incredibly diverse fields – from clinical-chemical investigations in medicine and forensics using our universal centrifuges, to environmental investigations of soil material or the water content of crude oil with our large-volume centrifuges, not to mention the production of vaccines, enzymes or vitamins with our special centrifuges for pharmaceuticals and biotechnology.

THIS IS HOW WE ENSURE THE HIGHEST QUALITY AND SERVICE



All core areas of production are housed under one roof: development, assembly and quality control – to ensure the best equipment at every level.



SELECTION GUIDE

Please feel free to call us to discuss your requirements:
908-769-5555

	Z167-M	Z206-A	Z207-A	Z207-H	Z207-M	Z216-M	Z216-MK	Z287-A	Z306	Z326	Z326-K	Z366	Z366-K*	Z446	Z446-K*	Z496-K	Z32-HK	Z36-HK	OLEUM	SIEVA-3
FIXED-ANGLE ROTOR																				
Max. RCF (xg)	15,994	4,427	4,445	16,058	17,317	21,379	21,379	16,058	18,624	23,542	21,379	24,325	*24,325	*26,328		16,022	38,007	65,395		7,825
Max. speed (rpm)	14,000	6,000	6,800	13,000	13,500	15,000	15,000	14,000	14,000	18,000	15,000	16,000	*16,000	*16,000		10,500	20,000	30,000		10,000
SWING-OUT ROTOR																				
Max. RCF (xg)		4,467						3,717	3,350	4,080	3,780	4,807	5,203	4,080	2,987	2,213				
Max. speed (rpm)		6,000						5,000	4,500	5,000	4,500	5,000	4,600	5,000	4,000	3,000				
REACTION TUBES																				
0.2–2.0 ml (Ø 6–11x38 mm)	18	18	8		24	44	44	24	30	44	44	44				44	30			
5 ml (Ø 16.5 x 69 mm)						12	12		12	12					96					
Spin Column Kits					18	24	24	24												
BLOOD COLLECTION TUBES																				
1.8–5 ml (Ø 13x75 mm)		12	8					12	28	28	56	84	192	28	40					
4–7 ml (Ø 13 x 100 mm)		12	8					12	28	28	56	84	192	28	40					
6–10 ml (Ø 16 x 100 mm)		12	8					12	28	28	48	72	152	28	32					
CONICAL TUBES																				
15 ml (Ø 17 x 120 mm)		12	4					12	20	20	40	68	96	20	28					
50 ml (Ø 29 x 116 mm)		6						6	8	10	16	28	40	10	12					
175 ml (Ø 61 x 118 mm)											6	6	8		6					
225 ml (Ø 61 x 137 mm)											6	6	8		6					
250 ml (Ø 60 x 159 mm)											3	4	4							
500 ml (Ø 97 x 148 mm)												4	4							
VIALS / BOTTLES																				
15 ml (Ø 17x120 mm), RB		12	8					12	30	30	36	72	72	30	36					
50 ml (Ø 29x116 mm), RB		6						6	6	6	12	28	40	6	12					
100 ml (Ø 44x100 mm), RB									4	4	4	12	12	4	4					
250 ml (Ø 62x122 mm), FB											6	6	8		6					
500 ml (Ø 81x125 mm), FB												4								
500 ml (Ø 98x114 mm), FB												4	4							
750 ml (Ø 98x152 mm), FB												4	4							
1,000 ml (Ø 98x172 mm), FB													4							
PCR STRIPS						4 x 8	4 x 8			4 x 8		4 x 8		4 x 8		4 x 8				
HEMATOCRIT CAPILLARIES				24		24		24												
MICROPLATES (86 x 128 x 15)								2	6	6	6	24	28	6	6					
100 ml ASTM, conical																				4
100 ml ASTM, pear-shaped																				4

* refrigerated model has a higher speed for some rotors

RB = round bottom, FB = flat bottom, MTP = microtitre plate

FEATURES AND FUNCTIONS

	Z167-M	Z206-A	Z207-A	Z207-H	Z207-M	Z216-M	Z216-MK	Z287-A	Z306	Z326	Z326-K	Z366	Z366-K	Z446	Z446-K	Z496-K	Z32-HK	Z36-HK	OLEUM	SIEVA-3
FEATURES																				
Brushless induction drive	●			●	●	●	●	●	●	●	●	●	●	●	●	●	●	●	●	●
Microprocessor control	●	●	●	●	●	●	●	●	●	●	●	●	●	●	●	●	●	●	●	●
Imbalance switch-off	●	●	●	●	●	●	●	●	●	●	●	●	●	●	●	●	●	●	●	●
Motor driven lid lock						●	●	●		●	●	●	●	●	●	●	●	●	●	●
Automatic RFID rotor identification with overspeed protection								●	●	●	●	●	●	●	●	●	●	●	●	●
Acoustic signals, e.g. during operation	●	●	●	●	●	●	●	●	●	●	●	●	●	●	●	●	●	●	●	●
Emergency lid release	●	●	●	●	●	●	●	●	●	●	●	●	●	●	●	●	●	●	●	●
Stainless steel chamber							●		●	●	●	●	●	●	●	●	●	●	●	●
Air cooling	●	●	●	●	●	●		●	●	●		●		●					●	●
CFC-free refrigeration (-20°C to +40°C)							●				●		●		●	●	●	●		
Standstill cooling							●				●		●		●	●	●	●		
DISPLAY FUNCTIONS																				
Diagnostic program	●	●	●	●	●	●	●	●	●	●	●	●	●	●	●	●	●	●	●	●
Program memory for 99 programs	●	●	●	●	●	●	●	●	●	●	●	●	●	●	●	●	●	●	●	●
Quick key for short runs	●	●	●	●	●	●	●	●	●	●	●	●	●	●	●	●	●	●	●	●
Pre-cooling program											●		●		●	●	●	●		
10 acceleration and deceleration profiles, unbraked stop possible	●	●	●	●	●	●	●	●	●	●	●	●	●	●	●	●	●	●	●	●
Display of setpoint and actual value	●	●	●	●	●	●	●	●	●	●	●	●	●	●	●	●	●	●	●	●
Preselection of speed or RCF in increments of 10	●	●	●	●	●	●	●	●	●	●	●	●	●	●	●	●	●	●	●	●
Run-time preselection from 10 s to 99 h 59 min, as well as continuous run function	●	●	●	●	●	●	●	●	●	●	●	●	●	●	●	●	●	●	●	●
Simple operation via ergonomic control knob		●				●	●		●	●	●	●	●	●	●	●	●	●	●	●
Operating panel with touch function	●		●	●	●			●												●
LED to indicate the current operating status	●		●	●	●			●												●
Sleep mode	●		●	●	●			●												●
Timer function: the centrifuge starts at the pre-set time								●	●	●	●	●	●	●	●	●	●	●	●	●

HERMLE CONTROLLER CONFIGURATIONS

The HERMLE control panel has been designed to meet the needs of laboratory workers and is characterised by extreme ease of use. The splash-proof control panels allow quick and easy operation – even when wearing gloves. The parameters are selected by pressing the corresponding function key. The desired values can then be set using the rotary knob or the control field. The clearly arranged display permanently shows the setpoint and actual value as well as additional information to assist operation. The integrated diagnostic program makes it possible to retrieve error messages and view the number of starts and operating hours of the centrifuge, among other information.

CONTROL PANEL FOR:



- Z206-A



- Z216-M
- Z306
- Z326
- Z446
- Z366
- OLEUM





- Z216-MK
- Z326-K
- Z446-K
- Z366-K
- Z32-HK
- Z36-HK
- Z496-K



- Z167-M
- Z207-M
- Z207-A
- SIEVA-3
- Z207-H

KEY AND DISPLAY FUNCTIONS

KEYS

- start** = Starts the centrifugation process
- stop** = Stops the centrifugation process
- lid** = Opens the lid after the centrifuge has stopped
- time** = Program key to select the RUNNING TIME
- prog** = Program key to retrieve stored programs
99 programs can be stored in the program memory
- store** = Program key to save 99 runs
- quick** = Quick key for short runs
- accel
decel** = Program key to select the acceleration/deceleration level,
10 levels selectable
- rpm
rcf** = Program key to select the speed or RCF
- temp** = Program key to select the temperature from -20°C to 40°C (refrigerated devices only)
- time** + **temp** = “Precooling” – for precooling of centrifuge and rotor (refrigerated devices only)
-  = Rotary knob to adjust the values
-  = Control field to adjust the values

DISPLAY FUNCTION

- rpm/rcf = Permanent display of setpoint and actual speed/RCF
- acc/dec = Display of the acceleration/deceleration level
- temp = Temperature display for refrigerated appliances
- time = Display of the centrifugation duration

You can rest assured that all of our products are checked carefully before shipment.



COMPACT CENTRIFUGES

8 x 15 ml

Z207-A

The small centrifuge Z207-A is ideal for use in medical practices and laboratories that process a small number of samples. It includes a fixed-angle rotor that can hold up to 8 x 15 ml tubes as well as the most common blood-collection tubes. The innovative control panel with touch function is particularly easy to use and unique in this centrifuge class.



Information about the control panel can be found on page 8.

TECHNICAL SPECIFICATIONS

MAX. SPEED	6,800 rpm
MAX. RCF	4,445 xg
MAX. VOLUME	8 x 15 ml RB/4 x 15 ml conical
SPEED RANGE	200 – 6,800 rpm
RUNNING TIME	59 min 50 s / 10 s increments or 99 h 59 min / 1 min increments
DIMENSIONS (W X H X D)	11 in x 9.5 in x 14 in / 28 cm x 24 cm x 35 cm
WEIGHT	18 lbs / 8 kg
POWER CONSUMPTION	50 W

ORDER NUMBERS

Z207-A, 100 – 230 V/50 – 60 Hz, incl. 8 x 15 ml Rotor

SPECIFICATIONS

- Microprocessor control with LCD display
- Electromagnetic lid lock
- Quick access to the samples
- Active imbalance detection and shutdown
- Air cooling
- Short acceleration and deceleration times
- Noise level < 60 dBA at max. speed
- Easy removal of the rotor – without tools
- Manufactured in accordance with international safety guidelines, e.g. IEC 61010
- Colour-based visual display of the operating state
- Sleep mode

ENCLOSED ROTOR

Order number: Z207-0815



Max. speed: 6,800 rpm

Max. RCF: 4,445 xg

Max. radius: 8.6 cm

Max. Ø: 17 mm

Angle rotor: 8 x 15 ml, Angle: 33°

COMPACT CENTRIFUGES

6 x 50 ml

Z206-A

Up to 12 x 15 ml sample tubes (also conical) can be used in the Z206-A. Adapters are available for smaller tube dimensions and blood collection systems. For larger volumes, a fixed-angle rotor for 6 x 50 ml tubes (conical and round bottom) is also available.



Information about the control panel can be found on page 8.

TECHNICAL SPECIFICATIONS

MAX. SPEED	6,000 rpm
MAX. RCF	4,467 xg
MAX. VOLUME	6 x 50 ml
SPEED RANGE	200–6,000 rpm in 50 rpm increments / 10 rcf increments
RUNNING TIME	59 min 50 s / 10 s increments or 99 h 59 min / 1 min increments
DIMENSIONS (W X H X D)	11 in x 10 in x 15.5 in / 28 cm x 26 cm x 37 cm
WEIGHT	26.5 lbs / 12 kg

ORDER NUMBERS

Z206-A, 120 V / 50 – 60 Hz / 100 W

Z206-A-E, 230 V / 50 – 60 Hz / 100 W

Main rotor



Max. volume: 12 x 15 ml
Round bottom and conical
Order number: Z206-1215



Max. volume: 6 x 50 ml
Round bottom and conical
Order number: Z206-0650

ROTORS

MAX. VOLUME	MAX. SPEED	RCF VALUE	ORDER NUMBERS	ANGLE
6 x 50 ml	6,000 rpm	4,427 xg	Z206-0650	40°
12 x 15 ml	6,000 rpm	4,427 xg	Z206-1215	32°
18 x 1.5/2.0 ml	6,000 rpm	2,938 xg	Z206-1820	45°
6 x 5.0 ml	4,000 rpm	1,896 xg	Z206-0605	0–90°
4 x 4.0–7.0 ml	6,000 rpm	4,467 xg	Z206-0457	0–77°

The respective max. capacities of the rotors are shown in the tables. Naturally, adapters are available for smaller volumes. Detailed information can be found in our individual brochures on our homepage:

www.HermleUSA.com/download


If you cannot find the required adapter, we will gladly make a custom adapter for you.

COMPACT CENTRIFUGES

24 x Capillaries

Z207-H

Due to its compact design, the hematocrit centrifuge Z207-H can also be used in even the smallest laboratories. It is equipped with a hematocrit rotor for 24 x capillaries. The innovative control panel with touch function is a particular highlight.



Information about the control panel can be found on page 8.

TECHNICAL SPECIFICATIONS

MAX. SPEED	13,000 rpm
MAX. RCF	16,058 xg
MAX. VOLUME	24 x capillaries
SPEED RANGE	200 – 13,000 rpm
RUNNING TIME	59 min 50 s / 10 s increments or 99 h 59 min / 1 min increments
DIMENSIONS (W X H X D)	11 in x 9.5 in x 14 in / 28 cm x 24 cm x 35 cm
WEIGHT	27.5 lbs / 12.5 kg
POWER CONSUMPTION	150 W

ORDER NUMBERS

Z207-H, 120 V / 50 – 60 Hz, incl. 24 x capillary Rotor

Z207-H-E, 230 V / 50 – 60 Hz, incl. 24 x capillary Rotor

SPECIFICATIONS

- Microprocessor control with LCD display
- Electromagnetic lid lock
- Quick access to the samples
- Active imbalance detection and shutdown
- Air cooling
- Short acceleration and deceleration times
- Noise level < 60 dBA at max. speed
- Easy removal of the rotor
- Manufactured in accordance with international safety guidelines, e.g. IEC 61010
- Colour-based visual display of the operating state
- Sleep mode


ENCLOSED ROTOR INCLUSIVE LID

Order number: Z207-24HEM

MAX. SPEED: 13,000 rpm

Max. RCF: 16,058 xg

Max. Radius: 8.6 cm



Hematocrit rotor for 24 x capillaries

Angle: 90°

MICROCENTRIFUGES

18 x 1.5/2.0 ml

Z167-M

The Z167-M microcentrifuge is ideally suited for routine centrifugation of reaction tubes. Equipped with a powerful drive, it accelerates the 18 x 1.5 / 2.0 ml rotor to around 16,000 xg in a very short time! The innovative control panel with touch function and integrated LED light enables a quick and easy workflow. The LED changes colour depending on the current operating state of the centrifuge, making it easy to see at a glance whether the centrifuge is running, stationary or in sleep mode.



Information about the control panel can be found on page 8.

TECHNICAL SPECIFICATIONS

MAX. SPEED	14,000 rpm
MAX. RCF	15,994 xg
MAX. VOLUME	18 x 1.5/2.0 ml
SPEED RANGE	200 – 14,000 rpm
RUNNING TIME	59 min 50 s / 10 s increments or 99 h 59 min / 1 min increments
DIMENSIONS (W X H X D)	11 in x 9.5 in x 14 in / 28 cm x 24 cm x 35 cm
WEIGHT	26.5 lbs / 12 kg
POWER CONSUMPTION	130 W

ORDER NUMBERS

Z167-M, 120 V/50 – 60 Hz, incl. 18 x 1.5/2.0 ml Rotor

Z167-M-E, 230 V/50 – 60 Hz, incl. 18 x 1.5/2.0 ml Rotor

SPECIFICATIONS

- Microprocessor control with LCD display
- Electromagnetic lid lock
- Quick access to the samples
- Active imbalance detection and shutdown
- Air cooling
- Short acceleration and deceleration times within 14 respectively 16 seconds
- Noise level < 57 dBA at max. speed
- Easy removal of the rotor – without tools
- Manufactured in accordance with international safety guidelines, e.g. IEC 61010
- Colour-based visual display of the operating state
- Sleep mode

ENCLOSED ROTOR

Order number: Z167-1820



Anglerotor 18 x 1.5/2.0 ml

Angle: 45°

MAX. SPEED:	14,000 rpm
Max. RCF:	15,994 xg
Max. Radius:	7.3 cm
Max. Ø:	11 mm

MICROCENTRIFUGES

24 x 1.5/2.0 ml

Z207-M

Thanks to its compact design, the Z207-M microcentrifuge can also be used in even the smallest laboratories. You can choose from a 24-place microlitre rotor, either with a snap-on lid or a hermetically sealed lid, as well as a special rotor for spin column kits. The innovative control panel with touch function is a particular highlight.



Information about the control panel can be found on page 8.

TECHNICAL SPECIFICATIONS

MAX. SPEED	13,500 rpm
MAX. RCF	17,317 xg
MAX. VOLUME	24 x 1.5/2.0 ml
SPEED RANGE	200 – 13,500 rpm
RUNNING TIME	59 min 50 s / 10 s increments or 99 h 59 min / 1 min increments
DIMENSIONS (W X H X D)	11 in x 9.5 in x 14 in / 28 cm x 24 cm x 35 cm
WEIGHT	27.5 lbs / 12.5 kg
POWER CONSUMPTION	170 W

ORDER NUMBERS

Z207-M, 120 V / 50 – 60 Hz

Z207-M-E, 230 V / 50 – 60 Hz

SPECIFICATIONS

- Microprocessor control with LCD display
- Electromagnetic lid lock
- Pre-adjustment of the rotor type
- Quick access to the samples
- Active imbalance detection and shutdown
- Air cooling
- Short acceleration and deceleration times
- Noise level < 60 dBA at max. speed
- Easy rotor change
- Manufactured in accordance with international safety guidelines, e.g. IEC 61010
- Fast start and stop within 13 seconds
- Colour-based visual display of the operating state
- Sleep mode

ROTORS

MAX. VOLUME	MAX. SPEED	RCF VALUE	ORDER NUMBERS	ANGLE
24 x 1.5/2.0 ml*	13,500 rpm	17,317 xg	Z207-2420H	45°
24 x 2.0 ml Spin Column Kits	13,500 rpm	15,484 xg	Z207-24SC	45°

* hermetically sealed

EXAMPLE ROTORS



Max. volume: 24 x 1.5/2.0 ml
 Order number: Z207-2420H
 Hermetically sealed



Max. volume: 24 x 2.0ml Spin Column
 Kits Order number: Z207-24SC

The respective max. capacities of the rotors are shown in the tables. Naturally, adapters are available for smaller volumes. Detailed information can be found in our individual brochures on our homepage: www.HermleUSA.com/download
 If you cannot find the required adapter, we will gladly make a custom adapter for you.



MICROCENTRIFUGES

44 x 1.5/2.0 ml

Z216-M | Z216-MK

The Z216-M and Z216-MK set new standards in this device class. Up to 44 x 1.5 ml or 2.0 ml reaction tubes can be inserted per run. Their compact design and quiet running characteristics ensure they can be optimally adapted to the respective work environment. The powerful cooling system of the Z216-MK keeps the samples below 4°C – even during continuous operation at 20,000 xg.



Information about the control panel can be found on page 8.

TECHNICAL SPECIFICATIONS

MAX. SPEED	15,000 rpm
MAX. RCF	21,631 xg
MAX. VOLUME	44 x 1.5/2.0 ml
SPEED RANGE	200 – 15,000 rpm
TEMPERATURE RANGE Z 216 MK	-20°C to 40°C
RUNNING TIME	59 min 50 s / 10 s increments or 99 h 59 min / 1 min increments
DIMENSIONS (W X H X D)	Z 216 M: 11 in x 11.5 in x 15 in / 28 cm x 29 cm x 39 cm Z 216 MK: 11 in x 11.5 in x 21.6 in / 28 cm x 29 cm x 55 cm
WEIGHT	Z 216 M: 37.5 lbs / 17 kg Z 216 MK: 77 lbs / 35 kg

ORDER NUMBERS

Z 216 M: Z216-M, 120 V/50 – 60 Hz/280 W
Z216-M-E, 230 V/50 – 60 Hz/280 W
Z 216 MK: Z216-MK, 120 V/50 – 60 Hz/560 W
Z216-MK-E, 230 V/50 – 60 Hz/560 W

SPECIFICATIONS

- Maintenance-free induction drive
- Microprocessor control with LCD display
- Motorised lid lock
- Active imbalance detection and shutdown
- CFC-free refrigeration
- Lowest sample temperature: 4°C at 20,000 xg
- Standstill cooling
- Small footprint
- Rotor lid with snap closure ensures quick access to samples
- Noise level < 60 dBA at 21,379 xg
- Manufactured in accordance with international safety guidelines, e.g. IEC 61010
- Timer function: the centrifuge starts at the pre-set time

ROTORS

MAX. VOLUME	MAX. SPEED	RCF VALUE	ORDER NUMBER	ANGLE
44 x 1.5/2.0 ml	15,000 rpm	21,127 / 21,379 xg	Z216-4420	32°/55°
30 x 1.5/2.0 ml	13,500 rpm	19,151 xg	Z216-3020H	45°
12 x 5 ml	14,500 rpm	19,978 xg	Z216-1205	45°
24 x 1.5/2.0 ml*	15,000 rpm	21,379 xg	Z216-2420H	45°
24 x 1.5/2.0 ml	15,000 rpm	21,379 xg	Z216-2420	45°
64 x 0.5 ml	13,500 rpm	14,261 / 16,298 xg	Z216-6405	40°
4 x 8-PCR strips	15,000 rpm	15,343 xg	Z216-3202	45°
24 Capillaries	12,000 rpm	14,970 xg	Z216-24HEM	90°
24 x 1.5/2.0 ml + 4 x 8-PCR	15,000 rpm	21,631 xg	Z216-2420S	45°
24 x 2.0 ml Spin Column Kits	15,000 rpm	21,379 xg	Z216-24SC	45°

* hermetically sealed

EXAMPLE ROTORS

Main rotor



Max. volume: 24 x 1.5/2.0 ml

Order number: Z216-2420



Max. volume: 12 x 5 ml

Order number: Z216-1205



Max. volume: 44 x 1.5/2.0 ml

Order number: Z216-4420



Max. volume: 24 x 1.5/2.0 ml

Order number: Z216-2420H

Hermetically sealed



Max. volume: 4 x 8-PCR strips

Order number: Z216-3202



Max. volume: 24 Hematocrit capillaries

Order number: Z216-24HEM *only Z216-M*

Combi-Rotor



Max. volume: 24 x 1.5/2.0 ml, 4 x 8-PCR

Order number: Z216-2420S



Max. volume: 24 x 2.0 ml Spin Column Kits

Order number: Z216-24SC

UNIVERSAL CENTRIFUGES

6 x 50 ml

Z287-A

The centrifuge Z287-A can do it all! Provided with eleven different rotors, this unit covers the most common applications. No matter if angle, swing out, plate or hematocrit rotor, you will always find the suitable accessory for your needs. Its appealing design and the innovative control panel with “Touch-operation” function and LED light, which indicates the current operating state, complete the versatility of this model.



TECHNICAL SPECIFICATIONS

MAX. SPEED	14,000 rpm
MAX. RCF	16,058 xg
MAX. VOLUME	6 x 50 ml
SPEED RANGE	200 – 14,000 rpm
RUNNING TIME	59min 50s / 10s increments or 99h 59min / 1 min increments
DIMENSIONS (W X H X D)	14 in x 10 in x 17 in / 35 cm x 26 cm x 43 cm
WEIGHT GEWICHT	40 lbs / 18 kg



Information about the control panel can be found on page 8.

ORDER NUMBERS

Z287-A, 120 V / 50 – 60 Hz / 170 W

Z287-A-E, 230 V / 50 – 60 Hz / 170 W

SPECIFICATION

- Maintenance-free induction drive
- Microprocessor control with LCD display
- Electromagnetic lid lock
- Automatic radio-frequency rotor identification system (RFID) with over speed protection, immediately upon rotor insert
- Active imbalance detection and shutdown (rotor specific)
- Wide range of rotors and accessories
- USB interface for software updates via a PC
- Manufactured according to international safety regulations, i.e. IEC 61010
- Acoustic signal during operation – with adjustable melody and volume
- Easy rotor change
- Optimised airflow keeps the samples cool

ROTORS

MAX. VOLUME	MAX. SPEED	RCF VALUE	ORDER NUMBER	ANGLE
4 x 50 ml conical	5,000 rpm	3,633 xg	Z287-0450H	0 – 75°
4 x 30 ml universal	5,000 rpm	3,437 xg	Z287-0430H	0 – 90°
8 x 10 ml blood tubes	5,000 rpm	3,717 xg	Z287-0810H	0 – 90°
2 x Microplates	3,800 rpm	1,453 xg	Z287-02MP	0 – 90°
6 x 50 ml	6,000 rpm	4,427 xg	Z287-0650	40°
12 x 15 ml	6,000 rpm	4,427 xg	Z287-1215	32°
8 x 15 ml	8,000 rpm	6,153 xg	Z287-0815	33°
24 x 1,5 / 2,0 ml*	12,000 rpm	13,683 xg	Z287-2420	45°
24 x 2,0 ml Spin Column Kits	12,000 rpm	13,683 xg	Z287-24SC	45°
18 x 1,5 / 2,0 ml	14,000 rpm	15,994 xg	Z287-1820	45°
24 Capillaries	13,000 rpm	16,058 xg	Z287-24HEM	90°

* hermetically sealed

EXAMPLE ROTORS



max. volume: 4 x 50 ml conical
Order number.: Z287-0450H



max. volume: 8 x 10 blood tubes
Order number.: Z287-0810H



max. volume: 2 x 1 microplates
Order number.: Z287-02MP



max. volume: 6 x 50 ml
Order number.: Z287-0650



max. volume: 12 x 15 ml
Order number.: Z287-1215



max. volume: 24 x 1,5/2,0 ml
Order number.: Z287-2420H
hermetically sealed

The respective max. capacities of the rotors are shown in the tables. Naturally, adapters are available for smaller volumes. Detailed information can be found in our individual brochures on our homepage: www.HermleUSA.com/download
If you cannot find the required adapter, we will gladly make a custom adapter for you.

UNIVERSAL CENTRIFUGES

4 x 145 ml

Z306

Our small, universal laboratory centrifuge offers a wide range of applications, ranging from clinical laboratory work to research and industrial laboratories. The swing-out rotors can accommodate all standard tubes via appropriate adapters, including blood collection tubes and conical 15/50 ml tubes. The wide range of accessories for the Z306 includes rotors for microplates as well as high-speed fixed-angle rotors for reaction tubes or centrifuge tubes up to 50 ml – making this laboratory centrifuge an indispensable part of the daily work routine at smaller hospitals.



TECHNICAL SPECIFICATIONS

MAX. SPEED	14,000 rpm
MAX. RCF	18,624 xg
MAX. VOLUME	4 x 145 ml
SPEED RANGE	200 – 14,000 rpm
RUNNING TIME	59 min 50 s / 10 s increments or 99 h 59 min / 1 min increments
DIMENSIONS (W X H X D)	14 in x 13 in x 18.5 in / 35 cm x 33 cm x 47 cm
WEIGHT	66 lbs / 30 kg



Information about the control panel can be found on page 8.

ORDER NUMBERS

Z306, 120 V / 50 – 60 Hz / 240 W

Z306-E, 230 V / 50 – 60 Hz / 300 W

SPECIFICATIONS

- Maintenance-free induction drive
- Microprocessor control with LCD display
- Electromagnetic lid lock
- Automatic radio-frequency rotor identification system (RFID) with over speed protection, immediately upon rotor insertion
- Active imbalance detection and shutdown (rotor-specific)
- Imbalance-tolerant drive system
- Wide range of rotors and accessories
- Manufactured in accordance with international safety guidelines, e.g. IEC 61010
- Acoustic signal during operation – with adjustable melody and volume
- Easy rotor change
- Noise level < 63 dBA at max. speed
- Optimised airflow keeps the samples cool
- Stainless steel chamber
- Timer function: the centrifuge starts at the pre-set time

ROTORS

MAX. VOLUME	MAX. SPEED	RCF VALUE	ORDER NUMBER	ANGLE
4 x 145 ml	4,500 rpm	3,350 xg	Z306-100	0 – 90°
4 x 100 ml	4,000 rpm	2,611 xg	Z326-100H	0 – 90°
30 x 15 ml	4,500 rpm	2,830 xg	Z326-3015	35°
6 x 50 ml	6,000 rpm	4,427 xg	Z326-0650-LS	40°
12 x 15 ml	6,000 rpm	4,427 xg	Z326-1215	32°
12 x 5 ml	14,000 rpm	18,624 xg	Z326-1205	45°
30 x 1.5/2.0 ml	12,000 rpm	15,131 xg	Z326-3020H	45°
24 x 1.5/2.0 ml	14,000 rpm	18,624 xg	Z326-2420	45°
24 x 1.5/2.0 ml*	14,000 rpm	18,624 xg	Z326-2420H	45°
2 x 3 Microplates	4,500 rpm	2,716 xg	Z326-02MP	0 – 90°

* hermetically sealed

EXAMPLE ROTORS

Main rotor



Max. volume: 4 x 145 ml
Order number: Z306-100



Max. volume: 2 x 3 Microplates
Order number: Z326-02MP



Max. volume: 6 x 50 ml
Order number: Z326-0650-LS



Max. volume: 12 x 15 ml
Order number: Z326-1215



Max. volume: 30 x 1.5/2.0 ml
Order number: Z326-3020H



Max. volume: 12 x 5 ml
Order number: Z326-1205

The respective max. capacities of the rotors are shown in the tables. Naturally, adapters are available for smaller volumes. Detailed information can be found in our individual brochures on our homepage:

www.HermleUSA.com/download

If you cannot find the required adapter, we will gladly make a custom adapter for you.

UNIVERSAL CENTRIFUGES

4 x 145 ml

Z326

Z326-K

Both the tabletop centrifuge Z326 and the tabletop refrigerated centrifuge Z326-K are compatible with a wide range of different rotors and can therefore be classified as universal centrifuges. Whether with a swing-out, micro liter or large-volume fixed-angle rotor, the easy rotor replacement makes the separation process fast and efficient. Featuring a space-saving design, the Z326-K is equipped with a powerful cooling system and delivers outstanding performance with a compact footprint.



Information about the control panel can be found on page 8.

TECHNICAL SPECIFICATIONS

MAX. SPEED	18,000 rpm
MAX. RCF	23,542 xg
MAX. VOLUME	4 x 145 ml
SPEED RANGE	200 – 18,000 rpm
TEMPERATURE RANGE Z 326 K	-20°C to 40°C
RUNNING TIME	59 min 50s / 10s increments or 99h 59min / 1 min increments
DIMENSIONS (W X H X D)	Z 326: 16 in x 14 in x 19 in / 40 cm x 36 cm x 48 cm Z 326 K: 16 in x 14 in x 27.5 in / 40 cm x 36 cm x 70 cm
WEIGHT	Z 326: 95 lbs / 43 kg Z 326 K: 132 lbs / 60 kg

ORDER NUMBERS

Z 326: Z326, 120 V / 50 – 60 Hz / 460 W
Z326-E, 230 V / 50 – 60 Hz / 480 W
Z 326 K: Z326-K, 120 V / 50 – 60 Hz / 660 W
Z326-K-E, 230 V / 50 – 60 Hz / 660 W

SPECIFICATIONS

- Maintenance-free induction drive
- Microprocessor control with LCD display
- Motor driven lid lock
- Automatic radio-frequency rotor identification system (RFID) with over speed protection, immediately upon rotor insertion
- Active imbalance detection and shutdown
- CFC-free refrigeration
- Wide range of rotors and accessories
- Manufactured in accordance with international safety guidelines, e.g. IEC 61010
- Acoustic signal during operation – with adjustable melody and volume
- Easy rotor change
- Noise level < 60 dBA (rotor-dependent)
- Specially designed airflow keeps the samples cool (Z326)
- Stainless steel chamber
- Timer function: the centrifuge starts at the pre-set time

ROTORS

MAX. VOLUME	MAX. SPEED	RCF VALUE	ORDER NUMBER	ANGLE
4 x 145 ml	4,500 rpm	3,350 xg	Z306-100	0 – 90°
4 x 100 ml	5,000 rpm	4,080 xg	Z326-100H	0 – 90°
6 x 85 ml	11,000/13,500 rpm	13,932/20,984 xg	Z326-0685-25	25°
6 x 85 ml	9,000 rpm	10,413 xg	Z326-0685	38°
4 x 85 ml	12,000 rpm	14,809 xg	Z326-0485	30°
30 x 15 ml	4,500 rpm	2,830/2,467 xg	Z326-3015	35°
6 x 50 ml	6,000 rpm	4,427 xg	Z326-0650-LS	40°
6 x 50 ml round	12,000 rpm	13,522 xg	Z326-0650-HS	26°
10 x 50 ml conical	7,500 rpm	8,174 xg	Z326-1050	38°
20 x 10 ml	12,000 rpm	15,775 xg	Z326-2010	30°
12 x 15 ml	6,000 rpm	4,427 xg	Z326-1215	32°
12 x 5 ml	14,000/15,000 rpm	18,624/21,379 xg	Z326-1205	45°
44 x 1.5/2.0 ml	15,000 rpm	21,127/21,379 xg	Z326-4420	32°/55°
30 x 1.5/2.0 ml	13,000/14,000 rpm	17,758/20,595 xg	Z326-3020H	45°
24 x 1.5/2.0 ml	14,000/15,000 rpm	18,624/21,379 xg	Z326-2420	45°
24 x 1.5/2.0 ml*	14,000/15,000 rpm	18,624/21,379 xg	Z326-2420H	45°
12 x 1.5/2.0 ml	18,000 rpm	23,542 xg	Z326-1220H	40 °
4 x 8-PCR strips	15,000 rpm	15,343 xg	Z326-3202	45°
2 x 3 Microplates	4,500 rpm	2,716 xg	Z326-02MP	0 – 90°

* hermetically sealed

EXAMPLE ROTORS

Main rotor



Max. volume: 4 x 145 ml
Order number: Z306-100



Max. volume: 4 x 100 ml
Order number: Z326-100H



Max. volume: 24 x 1.5/2.0 ml
Order number: Z326-2420



Max. volume: 6 x 85 ml
Order number: Z326-0685



Max. volume: 6 x 50 ml round
Order number: Z326-0650-HS



Max. volume: 30 x 15 ml
Order number: Z326-3015

The respective max. capacities of the rotors are shown in the tables. Naturally, adapters are available for smaller volumes. Detailed information can be found in our individual brochures on our homepage:

www.HermleUSA.com/download

If you cannot find the required adapter, we will gladly make a custom adapter for you.

UNIVERSAL CENTRIFUGES

6 x 250 ml

Z366 | Z366-K

The tabletop centrifuges Z366 and Z366-K set new standards in terms of versatility, running characteristics, user-friendliness and design. A capacity of 40 x 15 ml conical tubes combined with centrifugal accelerations of up to 24,325 xg ensure these tabletop devices can be classed as universal high-performance centrifuges.



Information about the control panel can be found on page 8.

TECHNICAL SPECIFICATIONS

MAX. SPEED	15,000 / 16,000 rpm
MAX. RCF	21,379 / 24,325 xg
MAX. VOLUME	6 x 250 ml
SPEED RANGE	200 – 15,000 / 16,000 rpm
TEMPERATURE RANGE Z 366 K	-20°C to 40°C
RUNNING TIME	59 min 50s / 10s increments or 99h 59min / 1 min increments
DIMENSIONS (W X H X D)	Z 366: 17 in x 14 in x 20 in / 43 cm x 36 cm x 51 cm Z 366 K: 28 in x 14 in x 20 in / 72 cm x 36 cm x 51 cm
WEIGHT	Z 366: 114 lbs / 52 kg Z 366 K: 170 lbs / 77 kg

ORDER NUMBERS

- Z 366: Z366, 120 V / 50 – 60 Hz / 520 W
 Z366-E, 230 V / 50 – 60 Hz / 520 W
- Z 366 K: Z366-K, 120 V / 50 – 60 Hz / 785 W
 Z366-K-E, 230 V / 50 – 60 Hz / 785 W

SPECIFICATIONS

- Maintenance-free induction drive
- Microprocessor control with LCD display
- Motor driven lid lock
- Automatic radio-frequency rotor identification system (RFID) with over speed protection, immediately upon rotor insertion
- Active imbalance detection and shutdown
- CFC-free refrigeration system
- Wide range of rotors and accessories
- Manufactured in accordance with international safety guidelines, e.g. IEC 61010
- Acoustic signal during operation – with adjustable melody and volume
- Easy rotor change
- Noise level < 63 dBA (rotor-dependent)
- Specially designed airflow keeps the samples cool (Z366)
- Stainless steel chamber
- Timer function: the centrifuge starts at the pre-set time

ROTORS

MAX. VOLUME	MAX. SPEED	RCF VALUE	ORDER NUMBER	ANGLE
6 x 250 ml	8,000 rpm	10,016xg	Z366-06250	28°
4 x 250 ml	4,500 rpm	3,780xg	Z366-250	0 – 90°
16 x 50 ml conical	4,500 rpm	3,735xg	Z366-250-HC	0 – 90°
6 x 85 ml	11,000/13,000 rpm	15,555/21,726xg	Z326-0685	38°
30 x 15 ml	4,500 rpm	2,830xg	Z326-3015	35 °
4 x 85 ml	12,000 rpm	14,809xg	Z326-0485	30°
6 x 50 ml round	13,000 rpm	15,869xg	Z326-0650-HS	26°
20 x 10 ml	12,000 rpm	15,775xg	Z326-2010	30°
44 x 1.5/2.0 ml	15,000/16,000 rpm	21,379/24,325xg	Z326-4420	32°/55°
24 x 1.5/2.0 ml	15,000/16,000 rpm	21,379/24,325xg	Z326-2420	45°
24 x 1.5/2.0 ml*	15,000/16,000 rpm	21,379/24,325xg	Z326-2420H	45°
10 x 50 ml conical	9,000/10,500 rpm	11,771/16,022xg	Z326-1050	38°
2 x 3 Microplates	4,500 rpm	2,716xg	Z326-02MP	0 – 90°

* hermetically sealed

EXAMPLE ROTORS

Main rotor



Max. volume: 4 x 250 ml
Order number: Z366-250



Max. volume: 16 x 50 ml conical
Order number: Z366-250-HC



Max. volume: 2 x 3 Microplates
Order number: Z326-02MP



Max. volume: 6 x 250 ml
Order number: Z366-06250



Max. volume: 6 x 85 ml
Order number: Z326-0685



Max. volume: 10 x 50 ml conical
Order number: Z326-1050

The respective max. capacities of the rotors are shown in the tables. Naturally, adapters are available for smaller volumes. Detailed information can be found in our individual brochures on our homepage: www.HermleUSA.com/download
If you cannot find the required adapter, we will gladly make a custom adapter for you.

UNIVERSAL CENTRIFUGES

4 x 750 ml

Z446 | Z446-K

These compact tabletop centrifuges achieve a throughput of up to 68 x 15 ml conical tubes at a max. RCF of 3,434 / 4,346 xg. If higher speeds are required, alternative solutions are available, including fixed-angle rotors with a max. RCF of 16,022 xg for 10 x 50 ml.



Information about the control panel can be found on page 8.

TECHNICAL SPECIFICATIONS

MAX. SPEED	16,000 / 16,000 rpm
MAX. RCF	24,325 / 26,328 xg
MAX. VOLUME	4 x 750 ml
SPEED RANGE	200 – 16,000 rpm
TEMPERATURE RANGE Z 446 K	-20°C to 40°C
RUNNING TIME	59 min 50s / 10s increments or 99h 59min / 1 min increments
DIMENSIONS (W X H X D)	Z 446: 21 in x 15 in x 26 in / 54 cm x 39 cm x 67 cm Z 446 K: 29 in x 15 in x 26 in / 73 cm x 39 cm x 67 cm
WEIGHT	Z 446: 174 lbs / 79 kg Z 446 K: 245 lbs / 111 kg

ORDER NUMBERS

Z 446: Z446, 120 V / 50 – 60 Hz / 640 W

Z446-E, 230 V / 50 – 60 Hz / 640 W

Z 446 K: Z446-K, 120 V / 50 – 60 Hz / 1630 W

Z446-K-E, 230 V / 50 – 60 Hz / 1630 W

SPECIFICATIONS

- Maintenance-free induction drive
- Microprocessor control with LCD display
- Motor driven lid lock
- Automatic radio-frequency rotor identification system (RFID) with over speed protection, immediately upon rotor insertion
- Active imbalance detection and shutdown
- Wide range of rotors and accessories
- CFC-free refrigeration system
- Manufactured in accordance with international safety guidelines, e.g. IEC 61010
- Acoustic signal during operation – with adjustable melody and volume
- Noise level < 65 dBA (rotor-dependent)
- Easy rotor change
- Specially designed airflow keeps the samples cool (Z446)
- Stainless steel chamber
- Timer function: the centrifuge starts at the pre-set time

ROTORS

MAX. VOLUME	MAX. SPEED	RCF VALUE	ORDER NUMBER	ANGLE
4 x 750 ml*	4,000/4,500 rpm	3,434/4,346 xg	Z446-750	0 – 90°
4 x 500 ml	8,000 rpm	10,374 xg	Z446-04500	24°
6 x 250 ml	8,000 rpm	10,016 xg	Z366-06250	28°
6 x 85 ml	11,000/13,000 rpm	15,555/21,726 xg	Z326-0685	38°
10 x 50 ml conical	10,000/10,500 rpm	14,532/16,022 xg	Z326-1050	38°
4 x 85 ml	15,000/16,000 rpm	23,140/26,328 xg	Z326-0485	30°
6 x 50 ml	13,000 rpm	15,869 xg	Z326-0650-HS	26°
20 x 10 ml	12,000 rpm	15,775 xg	Z326-2010	30°
44 x 1.5/2.0 ml	16,000 rpm	24,038/24,325 xg	Z326-4420	32°/55°
30 x 1.5/2.0 ml	15,000 rpm	23,643 xg	Z326-3020H	45°
24 x 1.5/2.0 ml	16,000 rpm	24,325 xg	Z326-2420	45°
24 x 1.5/2.0 ml*	16,000 rpm	24,325 xg	Z326-2420H	45°
2 x 3 Microplates	4,500 rpm	2,716 xg	Z326-02MP	0 – 90°
4 x 8-PCR strips	15,000 rpm	15,343 xg	Z326-3202	45°

* hermetically sealed

EXAMPLE ROTORS

Main rotor



Max. volume: 4 x 750 ml
Order number: Z446-750
hermetically sealed



Max. volume: 4 x 500 ml
Order number: Z446-04500



Max. volume: 2 x 3 Microplates
Order number: Z326-02MP



Max. volume: 6 x 85 ml
Order number: Z326-0685



Max. volume: 10 x 50 ml conical
Order number: Z326-1050



Max. volume: 24 x 1.5/2.0 ml
Order number: Z326-2420H
Hermetically sealed

The respective max. capacities of the rotors are shown in the tables. Naturally, adapters are available for smaller volumes. Detailed information can be found in our individual brochures on our homepage: www.HermleUSA.com/download
If you cannot find the required adapter, we will gladly make a custom adapter for you.

LARGE-VOLUME CENTRIFUGES

4 x 1,000 ml

Z496-K

The refrigerated centrifuges of the Z496-K series can process large volumes of up to max. 4 x 1,000 ml as well as blood bags. As is typical for HERMLE, a wide range of adapters is available. The units are available in two different working heights: a floor-standing centrifuge and a practical underbench unit. Both models are fitted with castors to ensure they can be easily moved around the lab.



Underbench centrifuge



Floor-standing centrifuge



Information about the control panel can be found on page 8.

TECHNICAL SPECIFICATIONS

MAX. SPEED	10,500 rpm
MAX. RCF	16,022 xg
MAX. VOLUME	4 x 1,000 ml
SPEED RANGE	200 – 10,500 rpm
TEMPERATURE RANGE	-20°C to 40°C
RUNNING TIME	59 min 50 s / 10 s increments or 99 h 59 min / 1 min increments
DIMENSIONS (W X H X D)	Underbench: 25 in 27.5 in x 27 in / 62 cm x 70 cm x 69 cm Floor-standing: 25 in x 38 in x 27 in / 62 cm x 98 cm x 69 cm
WEIGHT	Underbench: 346 lbs / 157 kg Floor-standing: 419 lbs / 190 kg
POWER CONSUMPTION	2.3 KW

ORDER NUMBERS

Underbench centrifuge:	Z496-K-UC, 230 V / 50 – 60 Hz
Floor-standing centrifuge:	Z496-K, 230 V / 50 – 60 Hz
Interface including operating software:	Z496-OS

SPECIFICATIONS

- Maintenance-free induction drive
- Microprocessor control with LCD display
- Motor driven lid lock
- Automatic radio-frequency rotor identification system (RFID) with over speed protection, immediately upon rotor insertion
- Active imbalance detection and shutdown (rotor-specific)
- Wide range of rotors and accessories
- CFC-free refrigeration
- Manufactured in accordance with international safety guidelines, e.g. IEC 61010
- Acoustic signal during operation – with adjustable melody and volume
- Stainless steel chamber
- Timer function: the centrifuge starts at the pre-set time

ROTORS

MAX. VOLUME	MAX. SPEED	RCF VALUE	ORDER NUMBER	ANGLE
4 x 1,000 ml*	4,600 rpm	5,203 xg	Z496-1000	0 – 90°
4 x 750 ml*	4,500 rpm	4,346 xg	Z446-750	0 – 90°
4 x 500 ml	8,000 rpm	10,374 xg	Z446-04500	24°
6 x 250 ml	8,000 rpm	10,016 xg	Z366-06250	28°
10 x 50 ml conical	10,500 rpm	16,022 xg	Z326-1050	38°

* hermetically sealed

EXAMPLE ROTORS



Max. volume: 4 x 1,000 ml
Order number: Z496-1000
Hermetically sealed



Max. volume: 4 x 500 ml
Order number: Z446-04500



Max. volume: 6 x 250 ml
Order number: Z366-06250

The respective max. capacities of the rotors are shown in the tables. Naturally, adapters are available for smaller volumes. Detailed information can be found in our individual brochures on our homepage: www.HermleUSA.com/download
If you cannot find the required adapter, we will gladly make a custom adapter for you.

Our technicians have the best view in every situation.



HIGH-SPEED CENTRIFUGES

4 x 145 ml

Z32-HK

Thanks to a wide range of accessories, the Z32-HK high-speed refrigerated centrifuge is suitable for a wide range of applications. Thanks to its small footprint, the Z32-HK can be used to achieve high centrifugal accelerations directly at the respective workstation – even with larger volumes. A powerful cooling system keeps the sample material cool, even at maximum speeds.



TECHNICAL SPECIFICATIONS

MAX. SPEED	20,000 rpm
MAX. RCF	38,007 xg
MAX. VOLUME	4 x 145 ml
SPEED RANGE	200 – 20,000 rpm
TEMPERATURE RANGE	-20°C to 40°C
RUNNING TIME	59 min 50 s / 10 s increments or 99 h 59 min / 1 min increments
DIMENSIONS (W X H X D)	16 in x 14 in x 28 in / 40 cm x 36 cm x 70 cm
WEIGHT	156 lbs / 71 kg



Information about the control panel can be found on page 8.

ORDER NUMBERS

Z32-HK, 120 V / 50 – 60 Hz / 1,200 W

Z32-HK-E, 230 V / 50 – 60 Hz / 1,200 W



Max. volume: 6 x 85 ml

Order number: Z326-0685-25



Max. volume: 24 x 1.5 / 2.0 ml

Order number: Z326-2420H

Hermetically sealed

ROTORS

MAX. VOLUME	MAX. SPEED	RCF VALUE	ORDER NUMBER	ANGLE
24 x 1.5 / 2.0 ml*	20,000 rpm	38,007 xg	Z326-2420H	45°
24 x 1.5 / 2.0 ml	17,000 rpm	27,460 xg	Z326-2420	45°
30 x 1.5 / 2.0 ml	17,000 rpm	30,368 xg	Z326-3020H	45°
44 x 1.5 / 2.0 ml	15,000 rpm	21,127 / 21,379 xg	Z326-4420	32° / 55°
20 x 10 ml	14,000 rpm	21,472 xg	Z326-2010	30°
6 x 50 ml	16,000 rpm	24,039 xg	Z326-0650-HS	26°
10 x 50 ml conical	9,000 rpm	11,771 xg	Z326-1050	38°
4 x 85 ml	15,000 rpm	23,140 xg	Z326-0485	30°
30 x 15 ml	4,500 rpm	2,830 / 2,467 xg	Z326-3015	35°
6 x 85 ml	13,500 rpm	20,984 xg	Z326-0685-25	25°
6 x 85 ml	13,000 rpm	21,726 xg	Z326-0685	38°
4 x 145 ml	4,500 rpm	3,350 xg	Z306-100	0 – 90°
4 x 100 ml	5,000 rpm	4,080 xg	Z326-100H	0 – 90°
12 x 15 ml	6,000 rpm	4,427 xg	Z326-1215	32°
6 x 50 ml	6,000 rpm	4,427 xg	Z326-0650-LS	40°
2 x 3 Microplates	4,500 rpm	2,716 xg	Z326-02MP	0 – 90°
4 x 8-PCR strips	15,000 rpm	15,343 xg	Z326-3202	45°

* hermetically sealed

HIGH-SPEED CENTRIFUGES

6 x 250 ml

Z36-HK

This refrigerated centrifuge is the culmination of HERMLE's many years of experience in producing high-speed, tabletop devices. High speeds and centrifugal accelerations are possible in this centrifuge – combined with large volumes and a wide variety of tubes. A clearly designed control panel enables easy parameter changes.



TECHNICAL SPECIFICATIONS

MAX. SPEED	30,000 rpm
MAX. RCF	65,395 xg
MAX. VOLUME	6 x 250 ml
SPEED RANGE	200 – 30,000 rpm
TEMPERATURE RANGE	-20°C to 40°C
RUNNING TIME	59 min 50s / 10s increments or 99h 59min / 1 min increments
DIMENSIONS (W X H X D)	28 in x 16.5 in x 20 in / 71.5 cm x 42 cm x 51 cm
WEIGHT	200 lbs / 91 kg



Information about the control panel can be found on page 8.

ORDER NUMBERS

Z36-HK, 120 V/50 – 60 Hz/1,600 W

Z36-HK-E, 230 V/50 – 60 Hz/1,800 W



Max. volume: 6 x 50 ml
Order number: Z326-0650-HS



Max. volume: 12 x 1.5/2.0 ml
Order number: Z326-1220H

ROTORS

MAX. VOLUME	MAX. SPEED	RCF VALUE	ORDER NUMBER	ANGLE
6 x 250 ml	10,000 rpm	15,650 xg	Z366-06250	28°
4 x 250 ml	4,000 rpm	2,987 xg	Z366-250	0 – 90°
6 x 85 ml	13,000 rpm	21,726 xg	Z326-0685	38°
30 x 15 ml	4,500 rpm	2,830 xg	Z326-3015	35°
4 x 85 ml	20,000 rpm	41,137 xg	Z326-0485	30°
6 x 50 ml	21,000 rpm	41,410 xg	Z326-0650-HS	26°
10 x 50 ml conical	10,500 rpm	16,022 xg	Z326-1050	38°
20 x 10 ml	16,000 rpm	28,045 xg	Z326-2010	30°
30 x 1.5/2.0 ml	20,000 rpm	42,032 xg	Z326-3020H	45°
12 x 1.5/2.0 ml	30,000 rpm	65,395 xg	Z326-1220H	40°
2 x 3 Microplates	4,500 rpm	2,716 xg	Z326-02MP	0 – 90°

The respective max. capacities of the rotors are shown in the tables. Naturally, adapters are available for smaller volumes. Detailed information can be found in our individual brochures on our homepage:

www.HermleUSA.com/download

If you cannot find the required adapter, we will gladly make a custom adapter for you.

OIL-TEST CENTRIFUGE

4 x 100 ml

OLEUM

The OLEUM centrifuge is a compact tabletop device that is used for petroleum testing. During this process, the water content in the mineral oil is examined. The OLEUM features a 4-place swing-out rotor that can accommodate conical and pear-shaped ASTM tubes.



Information about the control panel can be found on page 8.

TECHNICAL SPECIFICATIONS

MAX. SPEED	3,000 rpm
MAX. RCF	2,213 xg
MAX. VOLUME	4 x 100 ml
SPEED RANGE	200 – 3,000 rpm
RUNNING TIME	59 min 50 s / 10 s increments or 99 h 59 min / 1 min increments
DIMENSIONS (W X H X D)	22 in x 16 in x 25 in / 56 cm x 41 cm x 64 cm
WEIGHT	159 lbs / 72 kg

ORDER NUMBERS

Z600-OL, 230 V / 50 – 60 Hz / 950 W

SPECIFICATIONS

- Maintenance-free induction motor
- Microprocessor control with LCD display
- Motor driven lid lock
- Active imbalance detection and shutdown
- Noise level < 55 dBA at max. speed
- Acoustic signal at the end of the running time
- Manufactured in accordance with international safety guidelines, e.g. IEC 61010
- Stainless steel chamber
- Timer function: the centrifuge starts at the pre-set time

ROTORS

Order number: Z600-OL-COM



Swing-out rotor 4 x 100 ml

Angle: 0 – 90°

MAX. SPEED:	3,000 rpm
Max. RCF:	2,213 xg
Max. Radius:	22 cm

FILTRATION CENTRIFUGE

500 ml

SIEVA-3

The SIEVA-3 is a filtration centrifuge with microprocessor control. Via an opening in the lid, the liquid can be filled into the centrifugal basket while the device is running. The solid substances remain stuck in the centrifugal basket, while the liquid can escape through an opening on the right side. The device's transparent lid allows visual monitoring of the centrifugation process. The SIEVA-3 is highly versatile and suitable for diverse applications.



Information about the control panel can be found on page 8.

TECHNICAL SPECIFICATIONS

MAX. SPEED	10,000 rpm
MAX. RCF	7,825 xg
MAX. VOLUME	500 ml
SPEED RANGE	200 – 10,000 rpm
RUNNING TIME	59 min 50 s / 10 s increments or 99 h 59 min / 1 min increments
DIMENSIONS (W X H X D)	15 in x 12.5 in x 19.5 in / 38 cm x 32 cm x 50 cm
WEIGHT	81 lbs / 37 kg

ORDER NUMBERS

Z600-S3, 120 V/50 – 60 Hz/800 W

Z600-S3-E, 230 V/50 – 60 Hz/810 W

For external temperature control

Z600-S3-TC, 120 V/50 – 60 Hz/800 W

Z600-S3-TC-E, 230 V/50 – 60 Hz/810 W

SPECIFICATIONS

- Maintenance-free induction drive
- Microprocessor control with LCD display
- Active imbalance detection and shutdown
- Manufactured in accordance with international safety guidelines, e.g. IEC 61010
- Electromagnetic lid lock
- Transparent device lid for visual monitoring
- Centrifuge chamber and housing parts made of stainless steel

ROTORS



Perforated centrifugal basket 500 ml

Order number: Z600-S3-P



Non-perforated centrifugal basket 500 ml

Order number: Z600-S3-NP

MICROCENTRIFUGES
8 x 1.5 / 2.0 ml or 4 x PCR Strips


myFuge™ mini centrifuge

The myFuge™ mini microcentrifuge is a personal centrifuge that virtually fits in the palm of your hand. It includes an 8 position microtube rotor and a four position PCR strip rotor as well which is stored in a convenient compartment on the bottom of the centrifuge. The Clik-n-Lok™ instant rotor attachment is eliminates the need for tools and is handles by hand. tion runs.



TECHNICAL SPECIFICATIONS

MAX. SPEED	5,000 rpm
MAX. RCF	2,000 xg
MAX. VOLUME	8 x 1.5/2.0 ml 32 x 0.2 ml PCR Tubes 4 x PCR strips (8 x 0.2 ml)
DIMENSIONS (W X H X D)	6 in x 5 in x 7 in / 14.5 cm x 11.4 cm x 18 cm
WEIGHT	2 lbs / 1 kg



Unique Storage Compartment



Includes PCR Rotor

ORDER NUMBERS

C1008*, 120 V / 50 – 60 Hz / 40 W

C1008-E*, 230 V / 50 – 60 Hz / 40 W

* Clear (C), Blue (B), Green (G) Purple (P), Red (R)

SPECIFICATIONS

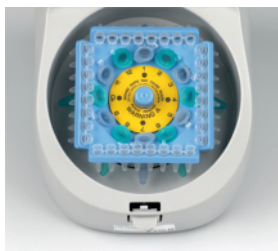
- Clik-n-Lok™ instant rotor attachment
- Eight position microtube rotor
- Storage compartment for PCR rotor and adapters
- Decelerates in just 1 second
- Rotor for PCR strips
- Built in accordance with international safety guidelines, e.g. IEC 61010

MICROCENTRIFUGES

12 x 1.5/2.0 ml and 4 x PCR Strips (COMBI-Rotor)

myFuge™ 12 mini centrifuge w/ COMBI-Rotor

Unlike with conventional mini centrifuges, there is no need to replace the rotors with the Z 130 M. The unique COMBI-Rotor included in the centrifuge is all you need to centrifuge 12 micro tubes and 4 PCR strips simultaneously. With a fixed speed of 5,500 rpm, this centrifuge is ideal for short centrifugation runs.



COMBI-Rotor

TECHNICAL SPECIFICATIONS

MAX. SPEED	5,500 rpm
MAX. RCF	2,000 xg
MAX. VOLUME	12 x 1.5/2.0 ml tubes 32 x 0.2 ml PCR tubes 4 x PCR strips (8 x 0.2 ml)
DIMENSIONS (W X H X D)	5.5 in x 4.5 in x 8 in / 14 cm x 11.2 cm x 20 cm
WEIGHT	3 lbs / 1.3 kg

ORDER NUMBERS

C1012, 120 V/50–60 Hz/40 W

C1012-E, 230 V/50–60 Hz/40 W

SPECIFICATIONS

- Unique COMBI-Rotor for both tubes and strips
- Double the capacity of a standard mini centrifuge
- Starts/stops when the lid is opened/closed
- Compact design
- Short acceleration and deceleration times
- Low noise level: 52 dBA
- Built in accordance with international safety guidelines, e.g. IEC 61010

MICROPLATE CENTRIFUGES

2 x Microplates

PlateFuge™ Microplate Centrifuge

The PlateFuge™ mini microplate microcentrifuge is the first mini sized centrifuge with a swing out rotor for microplates. In spite of its remarkably small footprint (9 x 10 in.) the uniquely designed, patented swing out rotor to house microplates without concern for spillage. With a speed of 2,550 rpm / 600 xg most samples can be spun down in less than 20 seconds. To end a run simply open the lid and the automatic electronic brake brings the rotor to a stop in just 4 seconds.



TECHNICAL SPECIFICATIONS

MAX. SPEED	2,550 rpm
MAX. RCF	600 xg
MAX. VOLUME	2 x PCR Plates 2 x Microplates 24 x PCR strips (8 x 0.2 ml)
DIMENSIONS (W X H X D)	9 in x 8 in x 10 in / 23 cm x 20 cm x 26 cm
WEIGHT	9 lbs / 4.1 kg

ORDER NUMBERS

C2000, 120 V/50–60 Hz/250 W

C2000-E, 230 V/50–60 Hz/250 W

SPECIFICATIONS

- Unique patented rotor design prevents sample spillage
- Quickly spin down droplets in PCR Plates
- Accepts all popular PCR plates and most microtiter plates
- Less than half the size of traditional microplate centrifuges
- Decelerates in 4 seconds
- Built in accordance with international safety guidelines, e.g. IEC 61010



Before/After Centrifugation



During Centrifugation

MICROCENTRIFUGES

24 x 1.5/2.0 ml and 2 x PCR Strips (COMBI-Rotor)

MC-24™ Touch High Speed Microcentrifuge

Benchmark's MC-24 Touch is the first microcentrifuge in its class to feature touch screen control. In addition to the next generation control panel, the centrifuge also offers high speed (up to 13,500 rpm/16,800 xg) and a unique COMBI-Rotor™ that accepts both 24 x 1.5/2.0ml tubes and 2 strips of 0.2ml tubes (16 x 0.2ml) without requiring separate rotors or adapters. Making this the perfect partner for any molecular biology laboratory. Samples are kept cool, even during extended runs at the maximum speed setting by a proprietary air flow system that moves air evenly and quietly throughout the chamber. An optional 8 place rotor for 5 ml tubes and adapters for 2 ml cryovials are available as well.



Unique Combi-Rotor™
Accepts tubes and strips



Full Color TouchScreen

TECHNICAL SPECIFICATIONS

MAX. SPEED	13,500 rpm
MAX. RCF	16,800 xg
MAX. VOLUME	24 x 1.5/2.0 ml tubes 16 x 0.2 ml PCR tubes 2 x PCR strips (8 x 0.2 ml) 8 x 5 ml 8 x 2 ml cryovials*
DIMENSIONS (W X H X D)	9 in x 8 in x 12 in / 23 cm x 19.7 cm x 30 cm
WEIGHT	14 lbs / 6.4 kg

ORDER NUMBERS

C2417, 120 V/50–60 Hz/ 100W

C2417-E, 230 V/50–60 Hz/ 100W

C2417-R5, optional 8 x 5 ml rotor

*C2417-R5-ADP2, 2 ml adapters for 8 place rotor, 8/pk



SPECIFICATIONS

- Full color touch screen
- Unique COMBI-Rotor for both 24 tubes and 2 strips
- mySpin™ 1 button program recall
- Compact design
- Unique airflow system keeps samples cool
- Low noise level: 54 dBA
- Built in accordance with international safety guidelines, e.g. IEC 61010

LABORATORY CENTRIFUGES

8 x 15 ml

LC-8 Lab Centrifuge

The LC-8 is uniquely designed to meet a wide range of applications in both the clinical and research laboratory. There are two models that reach 3,500 rpm or 5,000 rpm respectively. The LC-8 includes an 8 position fixed-angle rotor that will not only hold all popular sizes of blood tubes, but also accepts 15ml conical tubes. The back-lit, liquid crystal display provides full control over the set run time and rotational speed. The rotational speed can be set/viewed in rpm or rcf and acceleration/deceleration levels can be easily adjusted in the advanced settings mode.



TECHNICAL SPECIFICATIONS

MAX. SPEED	3,500 rpm or 5,000 rpm (Plus model)
MAX. RCF	1,500 xg or 3,070 xg (Plus model)
MAX. VOLUME	8 x 15 ml tubes 8 x 10 ml blood tubes (16 mm) 8 x 5-7 ml blood tubes (12-13 mm)
DIMENSIONS (W X H X D)	9 in x 8 in x 12 in / 23 cm x 19.7 cm x 30 cm
WEIGHT	14 lbs / 6.4 kg

ORDER NUMBERS

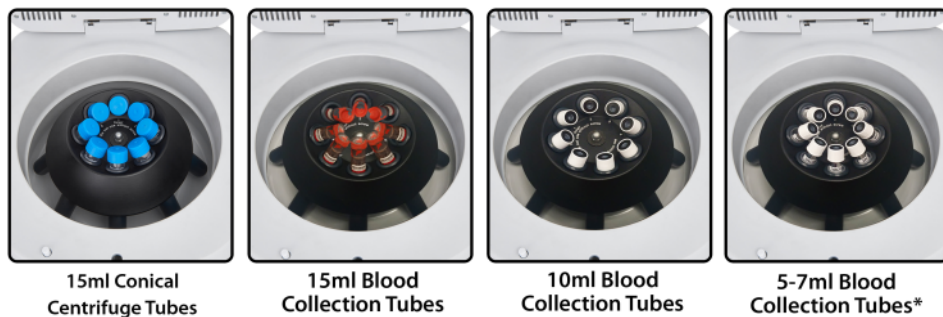
C3100, 120 V/50-60 Hz/150W
C3100-E, 230 V/50-60 Hz/150W

C3200, 120 V/50-60 Hz/150W (Plus model)
C3200-E, 230 V/50-60 Hz/150W (Plus model)

C3100-ADP adapters for 12-13 mm tubes. 8/pk

SPECIFICATIONS

- Digital speed control up to 5,000 rpm
- Included 8 tube rotor for tubes up to 15 ml
- Ideal for PPP, PRP, Coag, Urine separations
- Unique airflow system keeps samples cool
- Built in accordance with international safety guidelines, e.g. IEC 61010



15ml Conical Centrifuge Tubes

15ml Blood Collection Tubes

10ml Blood Collection Tubes

5-7ml Blood Collection Tubes*

HERMLE
Benchmark 

For over 60 years, HERMLE centrifuges have embodied “Made in Germany” quality in applications all over the world.



Benchmark Scientific / Hermle North America
2600A Main St Extension

Sayreville, NJ 08872

Tel: 908-769-5555

Fax: 732-313-7007

info@benchmarkscientific.com

www.HERMLEUSA.com