

550W-570W

M10 MONOFACIAL SINGLE-GLASS

KEY FEATURES



High Efficiency

Leading module efficiency in industry, the highest efficiency up to 23.82%



Excellent Appearance and Performance

Bifacial solar cell, symmetrical design, low risk of micro-crack



High Reliability

Passed 3*IEC standard test, 15 years materials warranty, 30 years output linear power warranty



Excellent Rear Side Power Generation

Bifaciality is up to 80%, up to 30% more energy yield than conventional modules



Better low irradiance performance

Higher power output even under low irradiance environments like on cloudy or foggy days



Extensive Application Scenes

More extensive application scenes, such as snow field, vertical installation, high humidity, strong wind and desert

Maximum Power Output

570W

Maximum Module Efficiency

22.10%

Power Output Tolerance

0-+3%

Product and Quality Certifications

IEC 61215, IEC 61730

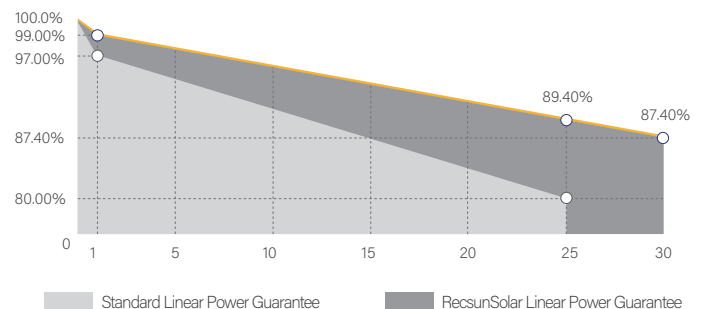
ISO 9001: Quality Management System

ISO 14001: Environment Management System

ISO 45001: Occupational Health and Safety Management System

IEC 62716, IEC 61701: Ammonia, Salt mist corrosion test

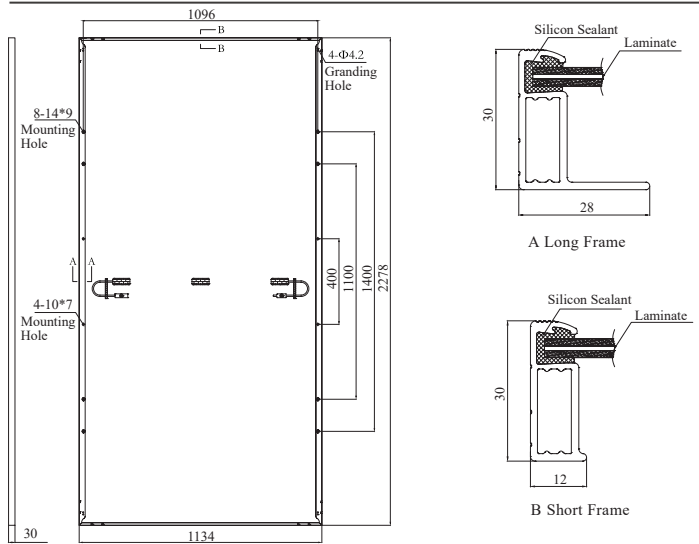
IEC TS 62804-1, IEC 60068-2-68: PID test, Dust and Sand test



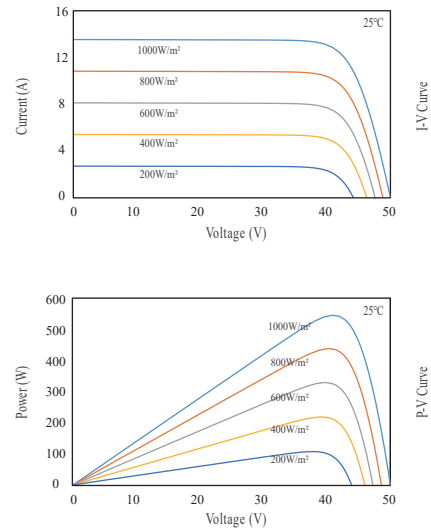
Leading Product and Power Warranty

-1.00% 1st-Year Degradation -0.40% Annual Degradation 15 Materials and Workmanship Warranty 30 Linear Power Warranty

ENGINEERING DRAWING (mm)



CHARACTERISTIC CURVES (560W)



ELECTRICAL PARAMETERS (Test Condition is Based on the Front Side)

Module Type	N550H144M10S		N555H144M10S		N560H144M10S		N565H144M10S		N570H144M10S	
	STC	NOCT	STC	NOCT	STC	NOCT	STC	NOCT	STC	NOCT
Nominal Max. Power(Pmax/W)	550	416	555	420	560	424	565	428	570	432
Open Circuit Voltage(Voc/V)	49.85	46.97	50.05	47.11	50.25	47.25	50.45	47.39	50.65	47.53
Short Circuit Current(Isc/A)	14.12	11.18	14.22	11.23	14.32	11.28	14.42	11.33	14.52	11.38
Maximum Power Voltage(Vmp/V)	41.00	39.40	41.12	39.60	41.24	39.80	41.36	40.00	41.48	40.20
Maximum Power Current(Imp/A)	13.42	10.56	13.50	10.62	13.58	10.68	13.66	10.74	13.74	10.80
Efficiency(%)	21.30%		21.50%		21.70%		21.90%		22.10%	

STC: Irradiance = 1000 W/m², Cell Temperature = 25°C, AM = 1.5, Average efficiency reduction of 4.5% at 200W/m².
 NOCT: Irradiance = 800 W/m², Ambient Temperature = 20°C, AM = 1.5, Wind Speed = 1 m/s.

MECHANICAL PARAMETERS

Cell Type	182*91mm, 144HC	Connector	MC4 Original/Compatible
Module Size&Weight	2278x1134x30mm, 28Kg	Junction Box	IP68, 3 Bypass Diodes
Glass	3.2mm AR Coated Heat Strengthened Glass	Frame	Anodized Aluminium Alloy(Sliver)
Backsheet	White/Transparent, TPT/PET	Cable	4mm ² , Cable Length 300mm(customized)

TEMPERATURE COEFFICIENTS

Nominal Operating Cell Temperature	45°C(±2°C)	Temperature Coefficient of Voc	-0.260%/°C
Temperature Coefficient of Pmax	-0.310%/°C	Temperature Coefficient of Isc	+0.046%/°C

BACKSIDE POWER GAIN 10% (Transparent Backsheet Type)

Module Frontside Power(W)	550	555	560	565	570
Nominal Max. Power(Pmax/W)	605.0	610.5	616.0	621.5	627.0
Open Circuit Voltage(Voc/V)	49.85	50.05	50.25	50.45	50.65
Short Circuit Current(Isc/A)	15.59	15.68	15.78	15.87	15.97
Max. Power Voltage(Vmp/V)	41.00	41.12	41.24	41.36	41.48
Max. Power Current(Imp/A)	14.76	14.85	14.94	15.03	15.12

OPERATING PARAMETERS

Max. System Voltage	DC1500V
Power Tolerance	0 - +3%
Operating Temperature	-40°C - +85°C
Max. Fuse Rated Current	30A
Front Static Load	Snow 5400Pa, Wind 2400Pa
Packaging Data	36PCS/Pallet; 720PCS/40HQ