

# ***WITHSTANDING THE ELEMENTS***

*QES generators*

*Sustainable Productivity*

*Atlas Copco*



# Withstanding the elements

## QES generators

Specifically developed for construction and general rental industries, the QES range is easy to use and straightforward to maintain. It's the practical predictable power choice –even for the most demanding worksites.

The corrosion treated, water-proof canopy, along with the ability to work at high and low ambient temperatures makes the QES range a great choice. With all the options you could ever need and ready operate in just a few seconds, this range is ready to withstand whatever the elements can throw at it.



<b>2 CLICKS TO POWER</b> 	<b>UP TO 26 UNITS</b> 
------------------------------	---------------------------

<b>STABLE POWER</b> <b>&lt; 6 SECONDS</b> 	<b>SERVICE</b> <b>&lt; 1<sup>H</sup> EVERY 500<sup>H</sup></b> 	<b>WATER-PROOF CANOPY</b> 
--	---	-------------------------------

<b>500<sup>H</sup></b> 	<b>100% LOAD STEP CAPABILITY</b> 	<b>AMBIENT TEMPERATURE</b> <b>&gt; 40<sup>c</sup></b> 	<b>2 LEVELS</b> <b>(&lt;50kVA MODELS)</b> 
----------------------------	--------------------------------------	--	--

Data may change depending on model.



# *Built for you*

The OES range has been designed with the customer in mind. It's easy to move, operate and service.

*Sustainable Productivity*

Atlas Copco



# QES range



## STANDARD FEATURES

### Ergonomic terminal board

- Qc1011™, Qc 1112™ and Qc 2212™ manual start controllers (depending on model)
- 4 poles main circuit breaker
- Earth leakage protection and earth pin
- Dedicated socket compartment
- Emergency stop

### Noise protection

- Sound attenuated and rugged galvanized steel enclosure

### Clean system

- Dual stage heavy duty air filter with safety cartridge
- Dual stage fuel filter with water separator

### Environmentally conscious

- Spillage free frame
- 110% self containment (optional on QES 250-500 S2)
- Fuel efficient power pack

### Withstanding the elements

- Galvanized steel canopy and powder paint coating which undergoes a 720 hour spray test ensures corrosion resistance
- Nitrogen cutting and double layer painting base frame which undergoes a 480 hour spray test ensures corrosion resistance
- Waterproofing treatment



## Transport efficiency

- Lifting frame structure to withstand up to four times the weight of the generator
- Heavy duty base frame for regular mobilization
- Ultra compact footprint to simplify truck loading and storage



## Easy and quick Installation

- Plug and play cable connection
- Pass through cable path, natural bend and strain relief
- Plexi cover for terminal board protection

## Easy maintenance

- Big doors and service plates for superior accessibility
- 500 hours service maintenance intervals

## Guaranteed for the heat

- Specifically designed to work at high ambient temperatures, over 40°C

## Easy access from outside

- External drain points
- External fuel fill cap for easy refueling



# Putting you in control

It's your generator, have it your way!



## MECHANICAL OPTIONS

- Manual oil drain pump (standard in models > 250kVA)
- External fuel tank connection and quick couplings
- Cold start
- Integrated long autonomy fuel tank
- Skid frame
- Site and road trailers
- Special colours



## ELECTRICAL OPTIONS

- Battery charger
- Battery cut-off switch
- Coolant heater
- Sockets panels or power locks
- Qc 2112™ AMF controller (upgrade only available for Qc 1112™)
- Insulation monitoring relay
- Inputs and outputs expansion modules (only for Qc 2212™)
- Communication modules
- Dual frequency switch
- Automatic fuel filling transfer pump (only for Qc 2212™)

Options available may change depending on model selected. Please consult with your local Atlas Copco customer centre.

## Are you looking for paralleling, load sharing or power export?

With QES generators from 250kVA you can always choose the best solution:

- Multiple gensets synchronization controller (with the Qc 3012™)
- AMF synchronization controller (with the Qc 3111™)



# Working together!

The standard Digital AVR (DAVR) and a 300% short-circuit capability within 20 seconds will allow you to start any electrical motor.

It is the perfect partner for WEDA pumps!

*Sustainable Productivity*

**Atlas Copco**




## Do you always have the right sockets to connect your load?

- Single phase option: if you need a lower power output, for a handheld tool or pump, for example. In addition, three different socket options are available depending on your local power standard.
- CEE 400V from 16A to 125A sockets when you need to get the maximum power output from your generator.




Model	QES 9	QES 14-20	QES 30-40	QES 60-200	QES 250-500
Standard controller	Qc1011	Qc1011	Qc1011	Qc1112	Qc 2212
Optional AMF controller	-	-	-	Qc2112	Qc3012   Qc3111
Single phase socket	1	1	1	2	1
CEE 400V3P+N+G 16A	2	1	1	1	1
CEE 400V3P+N+G 32A	-	1	-	1	1
CEE 400V3P+N+G 63A	-	-	1	1	1
CEE 400V3P+N+G 125A	-	-	-	-	2


# QES EU Stage IIIA



QES 9-20



QES 30-40



QES 60



## TECHNICAL DATA

Electrical data		QES 9	QES 14	QES 20	QES 30	QES 40	QES 60
Rated frequency	Hz	50	50	50	50	50	50
Exhaust gas emission compliance		Below 19 kW	Below 19 kW	EU Stage IIIA	EU Stage IIIA	EU Stage IIIA	EU Stage IIIA
Rated voltage <sup>(2)</sup>	V	400	400	400	400	400	400
Prime power (PRP)	kVA / kW	9 / 7,2	13,8 / 11	20 / 16	30 / 24	42 / 34	61 / 49
Rated standby power (ESP)	kVA / kW	10 / 8	16 / 12,8	21,5 / 17,2	33 / 26	46 / 37	66 / 53
Power factor cos φ		0,8	0,8	0,8	0,8	0,8	0,8
Rated current (PRP)	A	13	20	29	43	61	88
Performance class acc. ISO-8528/5		G2	G2	G2	G2	G2	G2
Operating temperature (min/max) <sup>(3)</sup>	°C	-25 / 50	-25 / 50	-25 / 50	-25 / 50	-25 / 50	-25 / 50
Fuel consumption							
Fuel tank capacity (Standard/24-48H/1000l fuel tank)	l	55 / 250 / 990	55 / 250 / 990	55 / 250 / 990	105 / 480	105 / 480	160 / 520
Fuel consumption at 100% PRP load	l / h	2,4	3,5	5	6,9	9,8	14
Fuel autonomy at full load (Standard / 24-48H / 1000l fuel tank)	h	22 / 104 / 412	15 / 71 / 282	11 / 50 / 198	15 / 69	10 / 48	11 / 37
Engine							
Model		Kubota D1105-BG2	Kubota D1703-M-BG	Kubota V2403-M-BG	Kubota V3300-IDI-BG	Kubota V3800-DI-T-E3BG	John Deere 4045HFU81
Speed	rpm	1500	1500	1500	1500	1500	1500
Rated net power (with fan)	kW <sub>m</sub>	8,4	12,8	18,8	27	38	53,97
Aspiration		Natural aspired	Natural aspired	Natural aspired	Natural aspired	Turbocharged	Turbocharged with aftercooler
Speed control		Mechanical	Electronic	Electronic	Electronic	Electronic	Mechanical
Number of cylinders		3	3	4	4	4	4
Coolant		Coolant	Coolant	Coolant	Coolant	Coolant	Coolant
Swept volume	l	1,12	1,7	2,4	3,3	3,8	4,5
Alternator							
Model		Mecc Alte ECP3-1LN/4	Mecc Alte ECP3-3L/4	Mecc Alte ECP28-M/4	Mecc Alte ECP28-VL/4	Mecc Alte ECP32-3S/4	Mecc Alte ECP32-2M/4B
Rated Output (ESP 27°C / PRP 40°C)	kVA	11,8 / 11	16 / 15	21,5 / 20	33 / 30	48 / 43	71 / 63
Degree of protection / Insulation class		IP 23 / H	IP 23 / H	IP 23 / H	IP 23 / H	IP 23 / H	IP 23 / H
Excitation type / AVR model		MAUX / DSR	MAUX / DSR	MAUX / DSR	MAUX / DSR	MAUX / DSR	MAUX / DSR
Noise level							
Sound power level (LwA)	dB(A)	90	90	91	92	92	91
Sound pressure level (LpA) at 7m	dB(A)	63	63	64	66	66	65
Dimensions and weight							
Length (standard / skid)	mm	1750 / 1800	1750 / 1800	1750 / 1800	2200 / 2250	2200 / 2250	2255 / 2300
Width (standard / skid)	mm	840 / 944	840 / 944	840 / 944	940 / 1045	940 / 1045	1130
Height (Standard / 24-48H / 1000l fuel tank)	mm	1120 / 1530 / 1950	1120 / 1530 / 1950	1120 / 1530 / 1950	1270 / 1710	1270 / 1710	1615 / 2015
Weight wet without fuel (Standard / 24-48H / 1000l fuel tank)	kg	580 / 700 / 980	680 / 800 / 1080	740 / 860 / 1140	970 / 1150	1040 / 1220	1500 / 1680





Electrical data		QES 85	QES 105	QES 120	QES 150	QES 200	QES 250	QES 325	QES 400	QES 500
Rated frequency <sup>(1)</sup>	Hz	50   60	50   60	50   60	50   60	50   60	50   60	50   60	50   60	50   60
Exhaust gas emission compliance		EU Stage IIIA	EU Stage IIIA	EU Stage IIIA	EU Stage IIIA	EU Stage IIIA	EU Stage IIIA	EU Stage IIIA	EU Stage IIIA	EU Stage IIIA
Rated voltage <sup>(2)</sup>	V	400   480	400   480	400   480	400   480	400   480	400   480	400   480	400   480	400   480
Prime power (PRP)	kVA / kW	84 / 67   84 / 67	104 / 83   104 / 83	120 / 96   120 / 96	150 / 120   160 / 128	200 / 160   209 / 167	250 / 200   259 / 207	326 / 261   347 / 277	400 / 320   409 / 327	500 / 400   590 / 500
Rated standby power (ESP)	kVA / kW	91 / 73   92 / 74	114 / 91   115 / 92	132 / 105   132 / 105	164 / 131   176 / 141	220 / 176   230 / 184	275 / 220   289 / 231	356 / 285   379 / 303	437 / 350   447 / 357	546 / 437   625 / 500
Power factor cos φ		0,8	0,8	0,8	0,8	0,8	0,8	0,8	0,8	0,8
Rated current (PRP)	A	121   101	150   125	173   144	216   192	289   251	362   311	473   417	580   493	725   710
Performance class acc. ISO-8528/5		G3	G3	G3	G3	G3	G3	G3	G3	G3
Operating temperature (min/max) <sup>(3)</sup>	°C	-25 / 50	-25 / 50	-25 / 50	-25 / 50	-25 / 50	-25 / 50	-25 / 50	-25 / 50	-25 / 50

Fuel consumption										
Fuel tank capacity (Standard/24-48H/1000l fuel tank)	l	230 / 680	230 / 680	230 / 680	375 / 950	375 / 950	405 / 1180	590 / 1625	590 / 1625	1055 / 2100
Fuel consumption at 100% PRP load	l / h	18,5   20	23,4   24,2	27,1   27,3	32,5   35,3	44,1   46,5	52   56	68   71	83   87	103   119
Fuel autonomy at full load (Standard / 24-48H / 1000l fuel tank)	h	12 / 36   12 / 34	10 / 29   10 / 28	8 / 25   8 / 25	11 / 29   10 / 27	8 / 21   8 / 20	8 / 22   7 / 21	9 / 24   8 / 23	7 / 19   7 / 19	10 / 20   9 / 18

Engine										
Model		John Deere 4045HFU82_A	John Deere 4045HFU82_B	John Deere 4045HFU82_C	John Deere 6068HFU82_A	John Deere 6068HFU82_B	Volvo TAD 754 GE	Volvo TAD 1351 GE	Volvo TAD 1355 GE	Volvo TAD 1651 GE
Speed	rpm	1500   1800	1500   1800	1500   1800	1500   1800	1500   1800	1500   1800	1500   1800	1500   1800	1500   1800
Rated net power (with fan)	kW <sub>m</sub>	73,1   71,9	89,8   88,7	104,9   102,8	133,9   135,7	175,3   178	217   219	279   294	355   344	430   494
Aspiration		Turbocharged with aftercooler	Turbocharged with aftercooler	Turbocharged with aftercooler	Turbocharged with aftercooler	Turbocharged with aftercooler	Turbocharged with aftercooler	Turbocharged with aftercooler	Turbocharged with aftercooler	Turbocharged with aftercooler
Speed control		Electronic	Electronic	Electronic	Electronic	Electronic	Electronic	Electronic	Electronic	Electronic
Number of cylinders		4	4	4	6	6	6	6	6	6
Coolant		Coolant	Coolant	Coolant	Coolant	Coolant	Coolant	Coolant	Coolant	Coolant
Swept volume	l	4,5	4,5	4,5	6,8	6,8	7,15	12,8	12,8	16,1

Alternator										
Model		Mecc Alte ECP34-1S/4	Mecc Alte ECP34-2S/4	Mecc Alte ECP34-1L/4	Mecc Alte ECP34-2L/4	Mecc Alte ECO38-2S/4	Mecc Alte ECO38-1L	Mecc Alte ECO38-3L	Mecc Alte ECO40-1S	Mecc Alte ECO40-3S
Rated Output (ESP 27°C / PRP 40°C)	kVA	95 / 85   108 / 102	116 / 105   132 / 126	148 / 135   172 / 162	164 / 150   202 / 192	220 / 200   253 / 240	275 / 250   316 / 300	370 / 350   432 / 420	437 / 400   500 / 480	546 / 500   625 / 600
Degree of protection / Insulation class		IP 23 / H	IP 23 / H	IP 23 / H	IP 23 / H	IP 23 / H	IP 23 / H	IP 23 / H	IP 23 / H	IP 23 / H
Excitation type / AVR model		MAUX / DSR	MAUX / DSR	MAUX / DSR	MAUX / DSR	MAUX / DSR	MAUX / DSR	MAUX / DSR	MAUX / DER1	MAUX / DER1

Noise level										
Sound power level (LwA)	dB(A)	89   92	92   95	95   98	93   96	97   101	97   100	97   100	97   100	98   101
Sound pressure level (LpA) at 7m	dB(A)	63   66	66   69	69   72	67   70	71   75	71   74	71   74	71   74	72   75


Dimensions and weight										
Length (standard / skid)	mm	2900 / 2980	2900 / 2980	2900 / 2980	3265 / 3350	3265 / 3350	3675 / 3755	4580 / 4660	4580 / 4660	5000 / 5080
Width (standard / skid)	mm	1150	1150	1150	1170	1170	1400 / 1450	1500 / 1550	1500 / 1550	1650 / 1700
Height (Standard / 24-48H / 1000l fuel tank)	mm	1710 / 2085	1710 / 2085	1710 / 2085	1860 / 2226	1860 / 2226	2065 / 2235	2235 / 2500	2235 / 2500	2300 / 2625
Weight wet without fuel (Standard / 24-48H / 1000l fuel tank)	kg	1765 / 2000	1855 / 2090	1910 / 2140	2110 / 2400	2210 / 2500	3220 / 3720	4600 / 4985	4830 / 5215	5835 / 6265

(1) Dual frequency models available as an option, please consult.


(2) Other voltages available, please consult.

(3) Depending on models, some additional options are available for low temperatures.


# QES (non regulated)



QES 9-25



QES 30-50



QES 65-75



QES 85-115



## TECHNICAL DATA

Electrical data		QES 9   QES 11	QES 14   QES 16	QES 20   QES 25	QES 30   QES 35	QES 40   QES 50	QES 65   QES 75	QES 85   QES 95	QES 100   QES 115
Rated frequency	Hz	50   60	50   60	50   60	50   60	50   60	50   60	50   60	50   60
Exhaust gas emission compliance		Below 19 Kw   N/A	Below 19 Kw   N/A	EU Stage IIIA   N/A	EU Stage IIIA   N/A	EU Stage II   N/A	N/A	N/A	N/A
Rated voltage <sup>(1)</sup>	V	400   220	400   220	400   220	400   220	400   220	400   480	400   480	400   480
Prime power (PRP)	kVA / kW	9 / 7,2   11 / 8,8	13,8 / 11   16,6 / 13,3	20 / 16   23 / 18,4	30 / 24   34 / 27,3	42 / 34   50 / 40	63 / 50   75 / 60	84 / 67   94 / 76	102 / 81   113 / 90
Rated standby power (ESP)	kVA / kW	10 / 8   12,6 / 10,1	16 / 12,8   18,8 / 15	21,5 / 17,2   23,6 / 18,9	33 / 26   37 / 29,3	46 / 37   54 / 43	71 / 57   78 / 62	92 / 74   105 / 84	112 / 89   124 / 99
Power factor cos φ		0,8	0,8	0,8	0,8	0,8	0,8	0,8	0,8
Rated current (PRP)	A	13   28,9	20   43,6	29   60,4	43   89,2	61   130,7	91,3   90,1	121,7   113	147,8   135,8
Performance class acc. ISO-8528/5		G2	G2	G2	G2	G2   G1	G2	G2	G2
Operating temperature (min/max) <sup>(2)</sup>	°C	-25 / 50	-25 / 50	-25 / 50	-25 / 50	-25 / 50	-25 / 50	-25 / 50	-25 / 50


Fuel consumption									
Fuel tank capacity (Standard/24-48H/1000l fuel tank)	l	55 / 250 / 990	55 / 250 / 990	55 / 250 / 990	105 / 480	105 / 480	160 / 520	230 / 680	230 / 680
Fuel consumption at 100% PRP load	l/h	2,4   3,1	3,5   4,4	5   6	6,9   8	9,8   11	13,1   15,8	17,6   20,2	22   25
Fuel autonomy at full load (Standard / 24-48H / 1000l fuel tank)	h	22 / 104 / 412   18 / 82 / 323	15 / 71 / 282   12 / 57 / 226	11 / 50 / 198   9 / 41 / 165	15 / 69   13 / 60	10 / 48   9 / 43	12 / 40   10 / 33	13 / 39   11 / 34	10 / 31   9 / 27

Engine									
Model		Kubota D1105-BG2	Kubota D1703-M-BG	Kubota V2403-M-BG	Kubota V3300-IDI-BG	Kubota V3800-DI-TE2BG	John Deere 4045TF120	John Deere 4045TF220	John Deere 4045HF120
Speed	rpm	1500   1800	1500   1800	1500   1800	1500   1800	1500   1800	1500   1800	1500   1800	1500   1800
Rated net power (with fan)	kW <sub>m</sub>	8,4   9,5	12,8   15,1	18,8   22,1	27   30,7	38   44,5	59,6   66,2	73,2   80,9	88,2   96,1
Aspiration		Natural aspirated	Natural aspirated	Natural aspirated	Natural aspirated	Turbocharged	Turbocharged	Turbocharged	Turbocharged with aftercooler
Speed control		Mechanical	Electronic	Electronic	Electronic	Electronic	Mechanical	Mechanical	Mechanical
Number of cylinders		3	3	4	4	4	4	4	4
Coolant		Coolant	Coolant	Coolant	Coolant	Coolant	Coolant	Coolant	Coolant
Swept volume	l	1,12	1,7	2,4	3,3	3,8	4,5	4,5	4,5

Alternator									
Model		Mecc Alte ECP3-1LN/4	Mecc Alte ECP3-3L/4	Mecc Alte ECP28-M/4	Mecc Alte ECP28-VL/4	Mecc Alte ECP32-3S/4	Mecc Alte ECP32-2M/4B	Mecc Alte ECP34-1S/4	Mecc Alte ECP34-2S/4
Rated Output (ESP 27°C / PRP 40°C)	kVA	11,8 / 11   13,8 / 13,2	16 / 15   18,8 / 18	21,5 / 20   23,6 / 23	33 / 30   37 / 36	48 / 43   54 / 51	71 / 63   78 / 75,5	95 / 85   108 / 102	116 / 105   132 / 126
Degree of protection / Insulation class		IP 23 / H	IP 23 / H	IP 23 / H	IP 23 / H	IP 23 / H	IP 23 / H	IP 23 / H	IP 23 / H
Excitation type / AVR model		MAUX / DSR	MAUX / DSR	MAUX / DSR	MAUX / DSR	MAUX / DSR	MAUX / DSR	MAUX / DSR	MAUX / DSR

Noise level									
Sound power level (LwA)	dB(A)	90   92	90   92	91	92   93	91   93	92   95	92   95	93   96
Sound pressure level (LpA) at 7m	dB(A)	63   66	63   66	64   65	66   67	65   67	66   69	66   69	67   70

Dimensions and weight									
Length (standard / skid)	mm	1750 / 1800   1750	1750 / 1800   1750	1750 / 1800   1750	2200 / 2250   2200	2200 / 2250   2200	2255 / 2300	2900 / 2980	2900 / 2980
Width (standard / skid)	mm	840 / 944   840	840 / 944	840 / 944   840	940 / 1045   940	940 / 1045   940	1130	1150	1150
Height (Standard / 24-48H / 1000l fuel tank)	mm	1120 / 1530 / 1950	1120 / 1530 / 1950	1120 / 1530 / 1950	1270 / 1710	1270 / 1710	1615 / 2015	1710 / 2085	1710 / 2085
Weight wet without fuel (Standard / 24-48H / 1000l fuel tank)	kg	580 / 700 / 980	680 / 800 / 1080	740 / 860 / 1140	970 / 1150	1040 / 1220	1500 / 1680	1765 / 2000	1855 / 2090



Electrical data		QES 125   QES 135	QES 155   QES 170	QES 200   QES 195	QES 250	QES 320	QES 400	QES 500
Rated frequency	Hz	50   60	50   60	50   60	50   60	50   60	50   60	50   60
Exhaust gas emission compliance		N/A	N/A	N/A	EU Stage II	EU Stage II	EU Stage II	EU Stage II
Rated voltage <sup>(1)</sup>	V	400   480	400   480	400   480	400   480	400   480	400   480	400   480
Prime power (PRP)	kVA / kW	123 / 99   136 / 109	157 / 126   171 / 137	197 / 157   194 / 155	249 / 199   255 / 204	321 / 257   347 / 277	400 / 320   466 / 373	500 / 400   580 / 464
Rated standby power (ESP)	kVA / kW	135 / 108   150 / 120	173 / 139   188 / 151	217 / 173   216 / 172	275 / 220   286 / 229	352 / 281   380 / 304	437 / 350   500 / 400	546 / 437   625 / 500
Power factor cos φ		0,8	0,8	0,8	0,8	0,8	0,8	0,8
Rated current (PRP)	A	178,2   163,5	227,5   205,6	285,5   233,2	360   307	466   417	580   561	725   697
Performance class acc. ISO-8528/5		G2	G2	G2	G3	G3	G3	G3
Operating temperature (min/max) <sup>(2)</sup>	°C	-25 / 50	-25 / 50	-25 / 50	-25 / 50	-25 / 50	-25 / 50	-25 / 50
Fuel consumption								
Fuel tank capacity (Standard/24-48H/1000l fuel tank)	l	375 / 950	375 / 950	375 / 950	405 / 1180	590 / 1625	590 / 1625	1055 / 2100
Fuel consumption at 100% PRP load	l / h	26,4   31,7	33,5   41,4	44,1   46	52   56	68   71	83   87	103   119
Fuel autonomy at full load (Standard / 24-48H / 1000l fuel tank)	h	14 / 36   12 / 30	11 / 28   9 / 23	9 / 22   8 / 21	8 / 22   7 / 21	9 / 24   8 / 23	7 / 19   7 / 19	10 / 20   9 / 18
Engine								
Model		John Deere 6068TF220	John Deere 6068HF120	John Deere 6068HFG20	Volvo TAD 734 GE	Volvo TAD 1341 GE	Volvo TAD 1344 GE	Volvo TAD 1641 GE
Speed	rpm	1500   1800	1500   1800	1500   1800	1500   1800	1500   1800	1500   1800	1500   1800
Rated net power (with fan)	kW <sub>m</sub>	106,1   115,1	134,7   143,5	169,6   166	213   216	275   294	354   392	430   485
Aspiration		Turbocharged	Turbocharged with aftercooler	Turbocharged with aftercooler	Turbocharged with aftercooler	Turbocharged with aftercooler	Turbocharged with aftercooler	Turbocharged with aftercooler
Speed control		Mechanical	Mechanical	Mechanical	Electronic	Electronic	Electronic	Electronic
Number of cylinders		6	6	6	6	6	6	6
Coolant		Coolant	Coolant	Coolant	Coolant	Coolant	Coolant	Coolant
Swept volume	l	6,8	6,8	6,8	7,15	12,8	12,8	16,1
Alternator								
Model		Mecc Alte ECP34-1L/4	Mecc Alte ECP34-2L/4	Mecc Alte ECO38-2S/4   Mecc Alte ECO38-1S/4	Mecc Alte ECO38-1L	Mecc Alte ECO38-3L	Mecc Alte ECO40-1S	Mecc Alte ECO40-3S
Rated Output (ESP 27°C / PRP 40°C)	kVA	148 / 135   172 / 162	164 / 150   202 / 192	220 / 200   230 / 220	275 / 250   316 / 300	370 / 350   432 / 420	437 / 400   500 / 480	546 / 500   625 / 600
Degree of protection / Insulation class		IP 23 / H	IP 23 / H	IP 23 / H	IP 23 / H	IP 23 / H	IP 23 / H	IP 23 / H
Excitation type / AVR model		MAUX / DSR	MAUX / DSR	MAUX / DSR	MAUX / DSR	MAUX / DSR	MAUX / DER1	MAUX / DER1
Noise level								
Sound power level (LwA)	dB(A)	93   96	94   97	97   100	97   100	97   100	97   100	98   101
Sound pressure level (LpA) at 7m	dB(A)	67   70	68   71	71   74	71   74	71   74	71   74	72   75
Dimensions and weight								
Length (standard / skid)	mm	3265 / 3350	3265 / 3350	3265 / 3350	3675 / 3755	4580 / 4660	4580 / 4660	5000 / 5080
Width (standard / skid)	mm	1150	1150	1150	1400 / 1450	1500 / 1550	1500 / 1550	1650 / 1700
Height (Standard / 24-48H / 1000l fuel tank)	mm	1860 / 2226	1860 / 2226	1860 / 2226	2065 / 2235	2235 / 2500	2235 / 2500	2300 / 2625
Weight wet without fuel (Standard / 24-48H / 1000l fuel tank)	kg	2010 / 2300	2110 / 2400	2210 / 2500	3220 / 3720	4600 / 4985	4830 / 5215	5835 / 6265

Preliminary data for some QES JD models

(1) Other voltages available, please consult.

(2) Depending on models, some additional options are available for low temperatures.



# Portable Energy Solutions Portfolio

## AIR COMPRESSORS

### READY TO GO

- 1-5 m<sup>3</sup>/min
- 7-12 bar



### VERSATILITY

- 7-22 m<sup>3</sup>/min
- 7-20 bar



### PRODUCTIVITY PARTNER

- 19-64 m<sup>3</sup>/min
- 10-35 bar



Diesel and electric options available.

## GENERATORS

### PORTABLE

- 1,6-13,9 kVA



### MOBILE

- 9-1250\* kVA



### INDUSTRIAL

- 10-1250\* kVA



\*Multiple configurations available to produce power for any size application.

## DEWATERING PUMPS

### ELECTRIC SUBMERSIBLE

- 275-16.500 l/min



### CENTRIFUGAL DIESEL DRIVEN

- 833-9833 l/min



### SMALL PORTABLE

- 210-2500 l/min



## LIGHT TOWERS

### LED



### METAL HALIDE



### ELECTRIC



Portfolio and options available can change depending on the market.

## Committed to sustainable productivity

Atlas Copco's Portable Energy division has a forward-thinking philosophy. For us, creating customer value is all about anticipating and exceeding your future needs – while never compromising our environmental principles. Looking ahead and staying ahead is the only way we can ensure we are your long term partner.

[www.atlascopco.com](http://www.atlascopco.com)

Atlas Copco