



# QUEST<sup>®</sup> PUMP SWITCH



## SJE RHOMBUS<sup>®</sup>

CE TUV ISO9001:2000 Certified

### FEATURES

- Quest<sup>®</sup> by CE and TUV Certificated.
- 2 wire version without ground plate, normally open for pump down and normally closed for pump up.
- 3-wire SPDT version, normally open for pump down and normally closed for pump up.
- Includes an innovative one-piece cable weight for mounting; no clip to lose.
- Mechanically-activated, snap action contact, wide-angle pump switch designed for preference and dependability.
- Waterproof Epoxy Treatment. The float switch cable is fortified by Epoxy resin to strengthen its waterproof capability. This reinforcement can effectively prevent water and moisture ingress in the float switch Control panel, pump through the cable and will substantially extend the life expectancy of the float switch.

The best pump switches technology of SJE-Rhombus<sup>®</sup>

## Specification

■ Cable : Flexible rubber cable H07RN-F, 1mm<sup>2</sup> 2 or 3 conductors.

■ Float/Cable Weight :

Non-toxic, corrosion resistant polypropylene housing.

■ Electrical: Type Of Load R-M = Resistance-Motor Load

24~250 VAC Rated Voltage.

Maximum Pump Running Current : 10(8) amps

Frequency : 50/60 Hz

Micro Disconnect : Automatic Life Cycles: 50,000 times

Protection Rating : IP68

## Application

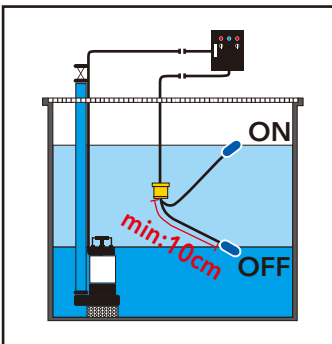
■ This equipment is rated to 50°C, approved for use in non-potable water.

■ Mild alkali and mild acid sewage water.

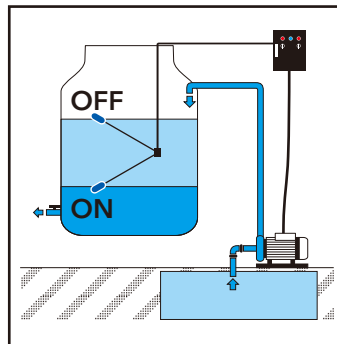
## Ordering Information

Model	Description	Wire	Cable*Length	kg
QTH072C-3	3(M)QSTD(2-wire)	2	H07RN-F*3m	0.75
QTH072C-5	5(M)QSTD(2-wire)	2	H07RN-F*5m	0.85
QTH073C-3	3(M)QSTSPDT	3	H07RN-F*3m	0.82
QTH073C-5	5(M)QSTSPDT	3	H07RN-F*5m	0.95
QTH073C-10	10(M)QSTSPDT	3	H07RN-F*10m	1.53

### ▶ Pump Down(2-wire, 3-wire)



### ▶ Pump Up(3-wire)

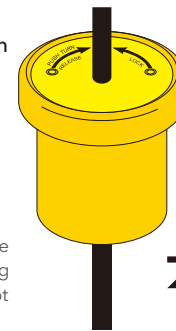


### ▶ Cable Weight Usage

To Release :  
Push down on lid and turn clockwise.



Note : Directly connect the cable to control panel, prevent using connector , if necessary, do not submerge the connector.



To Lock :  
Turn lid counter clockwise.

Slide weight up or down to desired position

10 cm minimum tether between cable weight and float

Figure C

SJE QUEST®		SJE QUEST® SPDT ONLY		<p><b>WARNING!</b></p> <p>※ In 110 / 220VAC installations, one side of the line going to the load is always HOT. This condition exists if the switch is on or off. Install double pole disconnect on all 110 / 220VAC circuits. On SPDT models, insulate unused brown or black wires with wire nut. Wire can become electrically hot.</p>
NORMALLY OPEN/PUMP DOWN	CONNECTIONS MADE IN DRY JUNCTION BOX	NORMALLY OPEN/PUMP DOWN	NORMALLY CLOSED/PUMP UP	

## Installation Notes

### WARNING:

Tethering switches below minimum tether length can affect switch operation and will reduce the fatigue life of the cable.

### ⚠ WARNING

#### ELECTRICAL SHOCK HAZARD

Disconnect power before installing or servicing this product. A qualified service person must install and service this product according to applicable electrical and plumbing codes. Switch should not be used as main isolating switch for power supply.

### ⚠ WARNING

#### EXPLOSION OR FIRE HAZARD


Do not use this product with flammable liquids. Do not install in hazardous locations as defined by National Codes or other governing body.

Failure to follow these precautions could result in serious injury or death. Replace product immediately if switch cable becomes damaged or severed. Keep these instructions with warranty after installation. This product must be installed in accordance with local and national electric codes, so as to prevent moisture from entering or accumulating within boxes, conduit bodies, fittings, float housing, or cable.

### PREVENTATIVE MAINTENANCE

Periodically inspect the product. Check that the cable has not become worn or that the housing has not been damaged so as to impair the protection of the product. Replace the product immediately if any damage is found or suspected. Cable can stiffen over time. Monitor for stiffening or cracking. Replace the product immediately if any damage is found or suspected. Periodically check to see that the float is free to move and operate the switch.

## Sectional Drawing



Professionalism • Innovation • Service • Commitment  
**HCP PUMP MANUFACTURER CO., LTD.**  
[www.hcppump.com](http://www.hcppump.com)



Distributor :

DSJEN0-2011