

AFC **50Hz**
SERIES
SUBMERSIBLE CUTTER PUMPS



80AFC21.5/22.2



80AFC23.7A



80(100)AFC25.5/27.5/211

80AFC42.2
80(100)AFC43.7

100(150)AFC45.5/47.5

AFC Solution for Waste Water

FEATURES

- Tungsten carbide edged impeller is perfect for pumping sewage and breaking / tearing debris.
- Standard accessories include : cable with an epoxy resin sealed water-resistant cable base, Auto-cut motor protector, double mechanical seals and oil seal design.
- Casted iron body pump with 100~150µm high solids epoxy coating.

APPLICATIONS

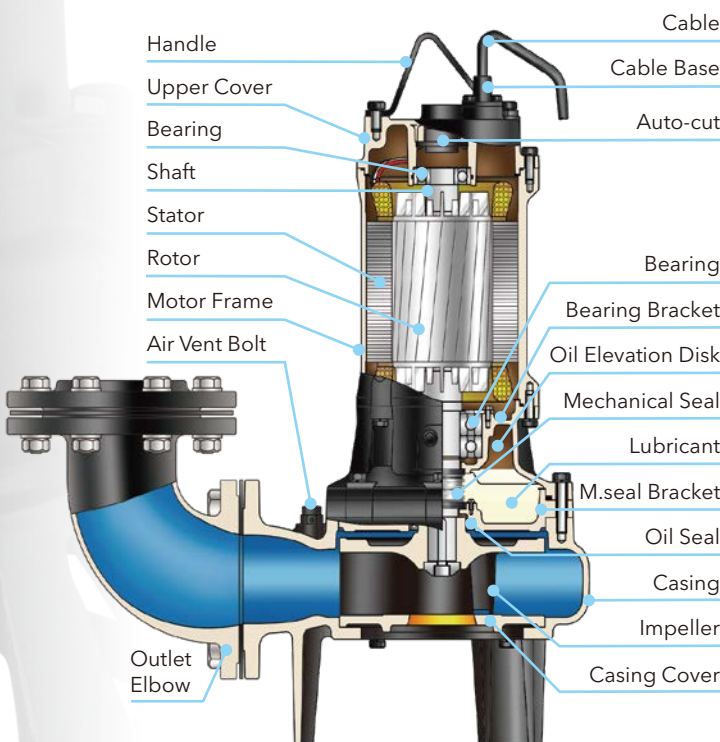
- Drainage of waste water containing debris from factories.
- Sewage management, water accumulation, septic tanks, and or farms.
- Drainage of waste water from attenuation, purifying and sewage tanks in water treatment plant.

PRODUCT NOMENCLATURE

80	AF	C	2	1.5
Discharge mm	Type	Impeller type	Pole	kW

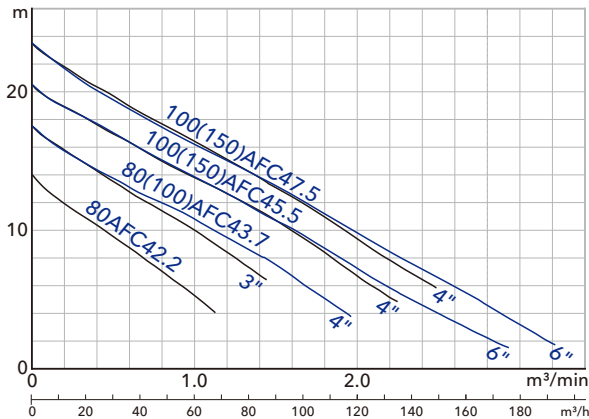
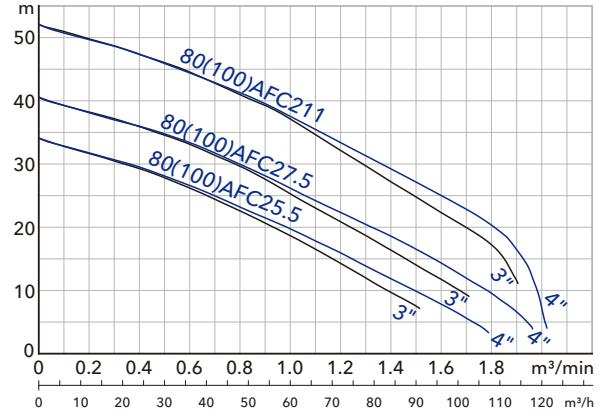
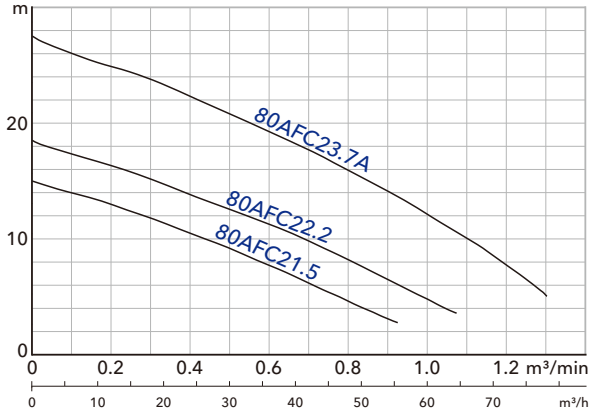
SPECIFICATIONS

Item		Description
Limits of Use	Liquid Temp.	0~40°C (32~104°F)
	Applications	Wastewater • Sewage
Type	Frequency	50Hz
	Motor	2P (3000rpm) / 4P (1500rpm) • Dry Motor
	Insulation	Class F (2~5HP) • Class H (7.5~15HP)
	Protection	IP68
	Protector	Auto-cut (2~10HP) • MTS&MS(15HP)
	Bearing	Ball Type
	M.seal	Double M.seals
	Impeller	Open
Material	Upper Cover	FC200
	Motor Frame	FC200
	Shaft	SUS403 (2P 2~10HP • 4P 3~5HP) SUS420J2 (2P 15HP • 4P 7.5~10HP)
	M.seal	CA/CE & SiC/SiC
	Casing	FC200
	Impeller	FC200 + Tungsten
	Casing Cover	FC200 + Heat (2P) • FCD700 + Heat (4P)
	Footing	FCD450 (2P) • None (4P)
	Cable	VCT or H07RN-F or SJOW/SOW
	Optional	Pumps can be customized to fit specifications Floating Switch (2P : 2~3HP)





PERFORMANCE CURVES



C Type Open Impeller and Cutter Casing Cover



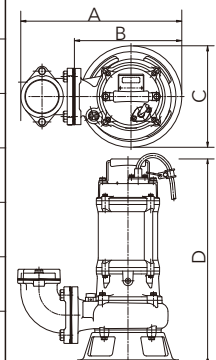
Tungsten carbide edge on the impeller vanes shreds against the inner cutting blades to break down destructible solids to prevent clogging.

Hardened casing cover designed to withstand the abrasion.

PERFORMANCE SPECS.

※ Note : Weight Without Cable & Elbow Set.
Start Method : Y-D = STAR-DELTA

Model	Output HP(kW)	Discharge Inch(mm)	Phase Ø	Start Methodm	Head m	Standard		Weight kg		Dimensions mm				
						m³/min	m³/h	1Ø	3Ø	A	B	C	D	
													1Ø	3Ø
80AFC21.5	2 (1.5)	3" (80)	1	Capacitor	7.5	0.6	36	37	33	417	275	260	576	521
80AFC22.2	3 (2.2)	3" (80)	1	Capacitor	11	0.6	36	40	35	417	275	260	603	521
80AFC23.7A	5 (3.7)	3" (80)	3	DOL	19	0.6	36	-	48	498	305	290	-	595
80(100)AFC25.5	7.5 (5.5)	3" (80)	3	DOL	26	0.6	36	-	75	565	373	345	-	689
		4" (100)			19.5	1.0	60			596				
80(100)AFC27.5	10 (7.5)	3" (80)	3	DOL	33	0.6	36	-	81	565	373	345	-	689
		4" (100)			26	1.0	60			596				
80(100)AFC211	15 (11)	3" (80)	3	Y-D/DOL	44	0.6	36	-	91	565	373	345	-	729
		4" (100)			37	1.0	60			596				
80AFC42.2	3 (2.2)	3" (80)	3	DOL	8.5	0.6	36	-	60	557	365	316	-	628
80(100)AFC43.7	5 (3.7)	3" (80)	3	DOL	12.5	0.6	36	-	69	559	366	321	-	687
		4" (100)			10.5	1.0	60			589				
100(150)AFC45.5	7.5 (5.5)	4" (100)	3	DOL	13.5	1.0	60	-	105	657	435	378	-	767
		6" (150)			10.5	1.5	90			717				
100(150)AFC47.5	10 (7.5)	4" (100)	3	DOL	16	1.0	60	-	118	657	435	378	-	807
		6" (150)			13	1.5	90			717				





ACCESSORIES : ELBOW / GRS-GUIDE RAIL SYSTEMS

AFC pumps can be installed with 90° Elbow Flange outlet or GRS guide rail system, to have easier / safer installation or removal during replacement and maintenance .



ELBOW



GRS

PRODUCT FEATURES



Epoxy Cable Base

An epoxy resin seal cable base prevents moisture from entering the motor through the core wires.



Double Mechanical Seals

Superior abrasion resistant mechanical seal is manufactured with silicon carbide to ensure the best seal effect.



Auto-cut Protector

Automatic On/Off motor protector to prevent motor burn out due to high temperature and excess amperage draw.



High Efficiency Dry Motors

All stator coils are treated with insulating vanish procedures to achieve the best insulation, efficiency and durability.



Professionalism · Innovation · Service · Commitment
HCP PUMP MANUFACTURER CO., LTD.
www.hcppump.com



Distributor:

DAFCEN5-2107