

DEODORANT NS TOWARE NW

category: stain-resistant/slip-resistant/
deodorant vinyl sheet

Long-life vinyl sheet for rest rooms.
Excellent in design, highly durable to the stains specifically caused in rest
rooms, and very easy to maintain.




Specification	overall thickness		2.0mm	width×length	1820mm×9m
	others		Antibacterial & Antivirus Finished / Highly Durable UV-Coated Surface		
JIS Registered No.	No. GB0507188 (JIS A 5705 Vinyl Sheet Flooring)				
Packing	9m/roll				
Net Weight	48.6kg/roll				
Recommended Adhesive from TOLI	dried mortar and concrete		ECO AR600		
	heavy traffic use		Epo Gray S		
	humid mortar and concrete		Epo Gray ST, US Cement, US Cement (less-smelly), US200		
Welding	◆Welding rod for heat-welding (antibacterial finished) is available on a color-by-color basis. Edges should be finished with sealing materials such as TOLI NS Seal. ◆JOINT SHIELD method (JS Method) by TOLI JOINT SHIELD is also applicable.				
Notes on Installation	◆Seams should be heat-welded or finished with a sealing bond. ◆TOLI JOINT SHIELD can also work on the top of TOLI UNDERLAY SHEET, but when partial weight will be put on the floor (such as heavy stuff or casters), the seam joints should not be finished with TOLI JOINT SHIELD. ◆When you install 2 different sheets, each edge should be jointed at the seam. (Do not cut in the middle of the sheet.) ◆For one week after installation, direct sunlight, sudden change of temperature due to air conditioning, and water washing should be avoided. ◆If you roll up DEODORANT NS TOWARE NW to the wall, please install with a sealing material. ◆The surface of DEODORANT NS TOWARE NW is rather solid because aluminum oxide is contained. Therefore, when you use the cutter knife, please replace the edge frequently to avoid the abrasion. ◆Unless you clean the floor by wet type of maintenance, TOLI UNDERLAY SHEET (page 297) is workable as the sub-floor material. Apply the same adhesive for both upside and downside of the underlayment. ◆Please do not use the urethane adhesive other than US Cement, US Cement (less-smelly), US200.				
Recommended Way of Maintenance from TOLI	◆No need to apply the maintenance wax on the surface. Clean the floor every day with an auto scrubber or a wet rag wrung out tightly. Use the neutral detergent for fixed contamination. ◆When you apply the wax on the surface, it may affect the functions such as deodorant property, slip-resistance, and so forth. ◆High speed buffing should be avoided. Otherwise highly durable UV coating will be abraded.				
Others	◆DEODORANT NS TOWARE NW is for indoor use. Do not install in exterior or semi-exterior places that are exposed to direct sunlight for a long time. ◆Please be aware that some rubber casters might cause color-contamination. ◆When you install DEODORANT NS TOWARE NW in the bathrooms where you can expect soils and sands will be brought in from outside or somewhere other than bathrooms, the maintenance wax may be required to keep a better appearance. ◆When you finish the edge with TOLI NS Seal at a high temperature in summer, the bubble might be caused on the joints. You can avoid that by decreasing Liquid B of NS Seal by 50 to 75%. In that case please do not walk on the floor for 24hours after installation because it will take time to be hardened. ◆After you clean the floor with a wet rag, in case you leave the floor in a wet condition for many hours, DEODORANT NS TOWARE NW might be bleached by absorbing the water. That will also cause bacteria or bad smells. Please wipe with a dry mop and keep DEODORANT NS TOWARE NW always in a dry condition. ◆The stain-resistance of welding rods is not better than that of DEODORANT NS TOWARE NW. ◆If you clean the floor by wet type of maintenance, do not use TOLI UNDERLAY SHEET (page 297) as the sub-floor material. ◆Please note that the product has the indigenous odor from its materials. ◆When you apply the wax on the surface, deodorant efficacy might be lowered.				

MADE IN JAPAN



NS4801




NS4801 MARBLE




NS4802 MARBLE




NS4803 MARBLE



NS4804 MARBLE



NS4805 MARBLE



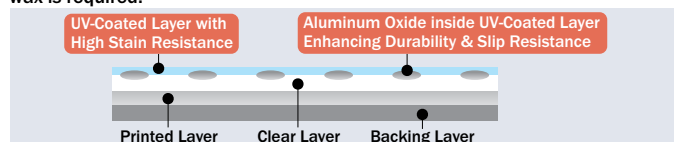
NS4806 MARBLE



NS4808 MARBLE

EASY MAINTENANCE AND EXCELLENT SLIP RESISTANCE

(Excellent Slip-Resistance and Easy Maintenance Surface)
The surface is finished with highly-durable antibacterial UV coating and aluminum oxide, which provides excellent slip-resistance and no maintenance wax is required.



◆Slip Resistance <in accordance with JIS A 1454, rubber shoes>

	C.S.R. value	
	dry	wet and dusty
DEODORANT NS TOWARE NW	0.74	0.48
2.0mm vinyl sheet	0.84	0.46

EXCELLENT DURABILITY TO ROLLING LOADS

With its excellent durability to rolling loads, DEODORANT NS TOWARE NW is recommendable for multi-functional bathrooms where wheel chairs can go in.

◆Durability to Rolling Loads <in accordance with JIS A 1454: Caster Rolling Test>

DEODORANT NS TOWARE NW		
Time until the floor coveringswells	More than 180 minutes(1 st stage test by wheels with 110mm Φ)	Less than 30 minutes(2 nd stage test by wheels with 46mm Φ)
1 st stage test: JIS A 1454: Caster Rolling Test (load per unit area: approx. 900N/cm ²)		
2 nd stage test: Independent test by TOLI (load per unit area: approx. 2,700N/cm ²)		

DEODORANT NS TOWARE NW

category: stain-resistant/slip-resistant/
deodorant vinyl sheet



NS4840 SLATE



NS4841 SLATE



NS4842 SLATE



NS4844 SLATE



NS4857



NS4851



NS4852



NS4853



▲ NS4857

Specialty
Flooring

RESISTANCE TO URINARY STAINS AND DETERGENTS


(Urine Contamination Resistance)

With its highly-durable antibacterial UV coating, DEODORANT NS TOWARE NW can prevent various contaminations and discolorations in the rest rooms, being caused by urine and chemicals such as neutral and acid detergents.

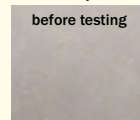

[Comparison of Resistance of Urinary Stains]

DEODORANT NS TOWARE NW


0.2mm vinyl sheet



after testing



after testing

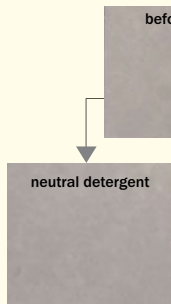


<Test Method>

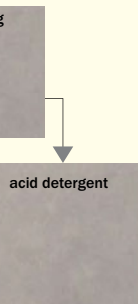
Put the absorbent cotton on the floor covering. Drip the urine and leave it for 3 days at 50 degrees Centigrade. After repeating the same procedure 3 times, clean and dry the surface. Then check the color change.

[Chemical Resistance Test]

before testing



No Change ○



No Change ○

<Test Method>

Put the absorbent cotton on each floor covering. Drip 1ml of chemical and cover with clock glass, and then leave it for 24 hours. After cleaning and drying the surface, visually check the appearance.

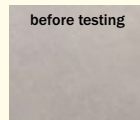
RESISTANCE TO SCUFF MARKS

For the use in bathrooms, stain resistance is definitely required. DEODORANT NS TOWARE NW has excellent resistance to various kinds of stains.



[Stain Resistance Test]

DEODORANT NS TOWARE NW

0.2mm vinyl sheet



after testing



after testing




HEAT RESISTANCE

Cigarette burn will not easily remain compared to other vinyl sheet products. (The temperature of light of cigarettes is 500 to 700 degrees Centigrade. Therefore please bear in mind that slight scorch may be caused on any kind of vinyl flooring.)


[Cigarette Burn Test]

DEODORANT NS TOWARE NW

0.2mm vinyl sheet



after testing



after testing



<Test Method>

Trample out the cigarette on the floor covering. Visually check the appearance afterwards.

DEODORANT NS TOWARE NW

category: stain-resistant/slip-resistant/
deodorant vinyl sheet

With its excellent stain-resistant and easy-to-maintain performances, beautiful appearance can be kept in the rest room for long. Vinyl sheet with great designs and functions specifically for toilets.




Specification	overall thickness	2.0mm	width×length	1820mm×9m
	others	Antibacterial Finished / Highly Durable UV-Coated Surface		
JIS Registered No.	No. GB0507188 (JIS A 5705 Vinyl Sheet Flooring)			
Packing	9m/roll			
Net Weight	48.6kg/roll			
Recommended Adhesive from TOLI	See page 360.			
Welding	See page 360.			
Notes on Installation	See page 360.			
Recommended Way of Maintenance from TOLI	See page 360.			
Others	See page 360.			

MADE IN JAPAN




NS4854



NS4821 SAND




NS4855



NS4822 SAND




NS4856



NS4823 SAND



NS4860



NS4815 OAK




NS4861



NS4817 OAK




NS4862



NS4816 OAK



▲ NS4815/NS4860



▲ NS4855