

Nex Flow™ Offers Pneumatic Accessories to help reduce noise levels and improve the environment as well for better operation of product.

Nex Flow™ and their master distributors and agents worldwide offer and use in the systems:


- ▶ Filters with Auto Drains
- ▶ Regulators with Gauges
- ▶ Solenoid Valves
- ▶ Shutoff Valves
- ▶ Compressed Air Fittings Hoses
- ▶ and other products to provide one stop shopping

These products are listed as follows (specifications may vary from one country to the next):

PART NO.	DESCRIPTION
10991X1 to 10994X2	Mounting System for X-Stream Air Blade Air Knives – See Page N3
10991A1 to 10992A1	Mounting System for Standard Air Blade Air Knives – See Page N3
AMMS to 40002MTS-MS	Mounting System for Air Amplifiers – See Page N3
46002	Two port Manifold for Standard Flow – See Page N7
46002HF	Two port Manifold for High Flow – See Page N7
46004	Four port Manifold for Standard Flow– See Page N7
46004HF	Four port Manifold for High Flow– See Page N7
49400	Temperature Warning Label Sticker for Control Panels – See Page N10
46006	Six port Manifold for Standard Flow– See Page N7
46006HF	Six port Manifold for High Flow– See Page N7
90001	3/8" Filter with Auto drain, 5 micron, 65 SCFM plastic bowl with guard
90002	3/4" Filter with Auto drain, 5 micron, 220 SCFM metal bowl with site glass
90003	1/4" Filter with Manual drain, plastic bowl, 27 SCFM
90004	1/2" Filter with Auto drain, 5 micron, 43 SCFM , plastic bowl
90005	3/8" Oil Removal Filter with Auto drain, 37 SCFM
90006	3/4" Oil Removal Filter with Auto drain, 150 SCFM
90007	NEMA 4X Filter with Auto drain, 5 micron, 1/4" NPT
90008	1/4" Regulator with Gauge, 50 SCFM
90009	3/4" Regulator with Gauge, 220 SCFM
90011	Gauge only, 1/4" NPT 0 - 160 psig
90012	Manual Valve 1/4" NPT
90015	Thermostat & Solenoid Valve Kit (90017+90020) - 120V
90016	NEMA 4-4X Thermostat & Solenoid Valve Kit (90017+90018) - 120V
90017	Thermostat Only
90018	NEMA 4-4X Solenoid Valve Only (120 V)
90019	24 V Solenoid Valve, 1/4" NPT (40 SCFM)
90020	120 V Solenoid Valve, 1/4" NPT (40 SCFM)
90021	240 V Solenoid Valve, 1/4" NPT (40 SCFM)
90023	Gauge only, 1/8" NPT 0 - 160 psig
90101	X-Stream Super Separator NF 200 - 9 SCFM complete with Auto Drain 1/4" See Page N9
90102	X-Stream Super Separator NF 500- 22 SCFM complete with Auto Drain 1/4" See Page N9

PART NO.	DESCRIPTION
90103	X-Stream Super Separator NF 1500 - 64 SCFM complete with Auto Drain 1/2" See Page N9
90024	NEMA 4-4X Solenoid Valve Only (220V)
90027	Oil Removal Filter, 1/4" NPT (Up to 24 SCFM)
90029	Magnetic Swivel Base. See Page N11
90029A	Mini Shut off valve for Magnetic Swivel Base. See Page N11
90034	Medium Size Solenoid Valve, 120V, 1/2" NPT, 100 SCFM
90035	Medium Size Solenoid Valve, 240V, 1/2" NPT, 100 SCFM
90036	Large Size Solenoid Valve, 120V, 1/2" NPT, 200 SCFM
90037	Large Size Solenoid Valve, 240V, 1/2" NPT, 200 SCFM
90038	ELC CONTROL - 110V for Panel Coolers-include Solenoid Valve. See Page N11
90039	ELC CONTROL - 220V for Panel Coolers-include Solenoid Valve. See Page N11
90040	Foot Valve, 1/4" NPT, 60 SCFM
90044	Thermostat & Solenoid Valve Kit (90017+90021) - 240V
90045	NEMA4-4X Thermostat & Solenoid Valve Kit, 240V (90024 + 90017)
90052	1/8" NPT Stainless Steel Swivel Fitting. See Page N11
90053	1/4" NPT Stainless Steel Swivel Fitting. See Page N11
90068	3/8" NPT Stainless Steel Swivel Fitting. See Page N11
90069	1/2" NPT Stainless Steel Swivel Fitting. See Page N11
90070	1/8" NPTM Reclassifier Muffler. See Page N12
90071	1/4" NPTM Reclassifier Muffler. See Page N12
90072	3/8" NPTM Reclassifier Muffler. See Page N12
90073	1/2" NPTM Reclassifier Muffler. See Page N12
90074	3/4" NPTM Reclassifier Muffler. See Page N12
90075	1" NPTM Reclassifier Muffler
91018	Solenoid for Purge Control Panel Coolers - NEMA 12
91019	Solenoid for Purge Control Panel Coolers - NEMA 4-4X
91020	Spare Capacitor for Thermostat
6RF (MM / MF)	Stainless Steel Rigid Flex Hose which can be flexed to a shape. See Page N13
12RF (MM / MF)	Stainless Steel Rigid Flex Hose which can be flexed to a shape. See Page N13
18RF (MM / MF)	Stainless Steel Rigid Flex Hose which can be flexed to a shape. See Page N13

NEX FLOW™ MOUNTING SYSTEM FOR AIR BLADE AIR™ KNIVES & AMPLIFIERS – Flexible and Durable



WHAT THEY ARE – REASONS TO USE

Nex Flow™ Mounting Systems for air knives and amplifiers provide a convenient and flexible way to utilize the products for blow-off and cooling applications. All **Mounting Systems** are made of powder coated steel. One knob controls the infinite flexibility of the system and secures it in place after the air knife or amplifier is properly positioned. Optional magnetic base can secure it to a magnet accepting platform. Rugged and secure positioning.



MOUNTING SYSTEM FEATURES

- Flexible and Durable
- Easy to use and install
- Powder Coated Steel
- Optional Magnetic Base

MOUNTING SYSTEM BENEFITS

- Infinite flexibility
- Designed for Factory Environments

NEX FLOW™ MOUNTING SYSTEM FOR AIR BLADE AIR™ KNIVES & AMPLIFIERS – Flexible and Durable

Secure air knives in place quickly and easily with precision mounting.



Air Blade™ Air Knife System comes complete with powder coated brackets and stainless steel mounting screws along with the mounting unit itself. Optional magnetic base, otherwise can secure by threading to a surface.

Air Amplifiers can also be securely and accurately placed using the Nex Flow™ mounting systems.



Standard Model AM10, AM20, and AM40 as well as adjustable Model 40001, and 40002 Air Amplifiers can also be mounted using the mounting arm. As with the Air Blade™ Air Knife System an optional magnetic base can be provided or the unit can be secured by threading to a surface.

NEX FLOW™ MOUNTING SYSTEM FOR AIR BLADE AIR™ KNIVES & AMPLIFIERS – Flexible and Durable

MOUNTING SYSTEMS FOR X-STREAM AIR BLADES

PART NO.	DESCRIPTION
10991X1	System for 6" to 18" aluminum and 6" to 15" stainless steel - NF60003 + Bracket + screws
10991X2	TWO systems for aluminum 24" to 54" - 2 sets NF60003 + 2 Brackets + screws
10992X1	System for 18" stainless steel - DG60003 + Bracket + screws
10992X2	TWO Systems needed for 24" to 36" stainless steel - 2 sets DG60003 + 2 Brackets + screws
10993X2	TWO Systems for 42" to 48" stainless steel - 2 sets MG60003 + 2 brackets + screws
10994X2	TWO Systems for 54" stainless steel - 2 sets MG70003 + 2 brackets + screws

MOUNTING SYSTEMS FOR STANDARD AIR BLADES

10991A1	System for 6" to 18" aluminum and 6" to 15" stainless steel- NF60003 + Bracket + screws
10991A2	TWO systems for aluminum 24" to 54" - 2 sets NF60003 + 2 Brackets + screws
10992A1	System for 18" stainless steel - DG60003 + Bracket + screws
10992A2	TWO Systems needed for 24" to 36" stainless steel - 2 sets DG60003 + 2 Brackets + screws
40001MTS-MS	System for 40001 and 40001G and 40001S- NF60003 + 40001MTS + screw
40002MTS-MS	System for 40002 and 40002G and 40002S - NF60003 + 40001MTS + screw


MOUNTING SYSTEMS FOR AIR AMPLIFIERS

AMMS	System for AM10, AM20, AM40 - NF60003 + screw
------	---

OPTIONAL ITEMS

PART NO.	DESCRIPTION
DG0036-AD6060	Optional mounting magnet for Air Blade Mounting System 10991X1, 10991X2 (Need two for 10991X2) and 10992X1 and 10992X2 (need two for 10992X2) And for Air Amplifier Mounting System
DG0036-AD8080	Optional mounting magnet for Air Blade Mounting Systems 10993X2 and 10994X2 (Need two for 10993X2 and 10994X2)
NF60003	Mounting arm only for 10991X1 and 10991X2 and for AMMS, 40001MTS-MS and 40002MTS-MS
DG60003	Mounting arm only for 10992X1 and 10992X2
MG60003	Mounting arm only for 10993X2
MG70003	Mounting arm only for 10994X2
10999X	Bracket Only for Air Blades plus Screws (5)
10998X	Screws Only (5 screws per kit) for air Blades - EACH
10997X	Bracket Only for X-stream air blade
10999	Bracket for Standard Air Blade (on special order) plus screws (5)
10997	Bracket Only for Standard air blade
MS	Spare Screw for Amplifier Mounting System
40001MTS	Mounting Bracket for Model 40001, 40001G and 40001S
40002MTS	Mounting Bracket for Model 40002, 40002G and 40002S

Nex Flow™ - MANIFOLD SYSTEM FOR NOZZLES & JETS



MANIFOLDS FOR MOUNTING OF MULTIPLE NOZZLES, OR AIR JETS & FLAT JETS/AIR EDGERS™.

Easy to assemble and mount for use with Nex Flow™ blow-off nozzles, jets and Air Edger™ flat jets for blow of various lengths

WHAT THEY ARE – REASONS TO USE

Nex Flow™ Manifolds are a convenient way to mount rows of multiple nozzles, air jets and other small blow off products to dry, clean or cool wider surfaces. Come complete with mounting holes. All **Manifolds** are available with air inlet connections at the ends and rear. For smaller air flows, you may use one end connection or rear connection. For larger flows, you need to utilize the two end connections.

Two basic **Manifold** sizes are available with three versions for each: Two (2) outlet unit, Four (4) outlet unit and Six (6) outlet unit. There is the Standard Flow Size and for high flows, the High Flow Size for each version. A flow guide is provided for each version and size.

Manifolds may be held in place with the compressed air piping or by using the mounting holes on the units.


MANIFOLD SYSTEM FEATURES

- Comes in three sizes
- Easy to use and install
- Flexible in use – multiple air inlets

MANIFOLD SYSTEM BENEFITS

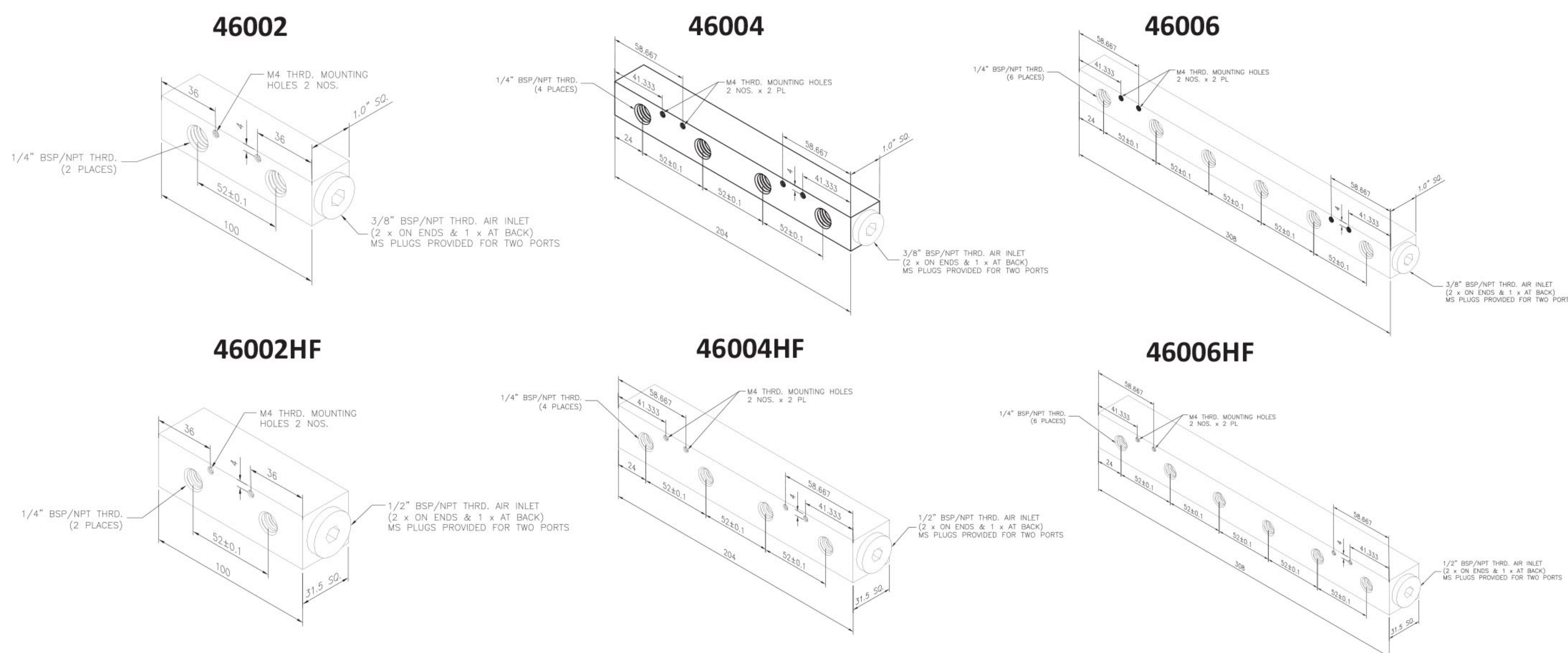
- Allows to easily apply nozzles, jets or other blow off products in rows
- Saves time in installation

Nex Flow™ - MANIFOLD SYSTEM FOR NOZZLES & JETS



MANIFOLD SYSTEM - HOW IT WORKS

Nex Flow™ Manifolds come with two (2), four (4) or six (6) – 1/4" outlets. You can use any combination of nozzles, air jets or **Air Edgers™** to make a row of blow off product. Easy to mount with compressed air piping or by using the mounting holes supplied.



PART NO.	DESCRIPTION
46002	Two outlet Aluminum Anodized Manifold - total flow to 80 SCFM @ 80 PSIG
46004	Four outlet Aluminum Anodized Manifold - total flow to 140 SCFM @ 80 PSIG
46006	Six outlet Aluminum Anodized Manifold - total flow to 220 SCFM @ 80 PSIG
46002HF	Two outlet Aluminum Anodized Manifold - total flow to 120 SCFM @ 80 PSIG
46004HF	Four outlet Aluminum Anodized Manifold - total flow to 210 SCFM @ 80 PSIG
46006HF	Six outlet Aluminum Anodized Manifold - total flow to 320 SCFM @ 80 PSIG

NOTE: Using one air inlet allows for 50% of rated flow – using both end air inlets allows for up to 100% of rated flow.

X-Stream™ Liquid Super Separator

Element Free Pneumatic Liquid Separator

Newly developed "Liquid Super Separator" is a new concept of a pneumatic mist remover without filter element. The "Element Free Pneumatic Water Separator" uses a special centrifugal technique with "radial multi-nozzles" that is world patent pending and makes it possible to reject liquid mist (water and oil) to 99.9%! This pneumatic mist separator is virtually maintenance free, as there is no need to replace any filter element. A standard traditional filter with an element and automatic drain may be placed downstream to control micron size but the high liquid and mist removal of the separator will keep it clean and it may not require element replacement for an extended period of time. Maintains extremely low pressure drop

Features:

- ▶ No filter element
- ▶ Minimal pressure drop
- ▶ Maintenance free
- ▶ Complete mist rejection
- ▶ Mist rejection rate : 99.99%
- ▶ Oil mist rejection rate : 99.99%
- ▶ Semi-permanent durability
- ▶ Power free
- ▶ Complete with Auto-drain
- ▶ No performance change over time
- ▶ Trouble free with simple construction
- ▶ Large capacity but compact
- ▶ Low cost

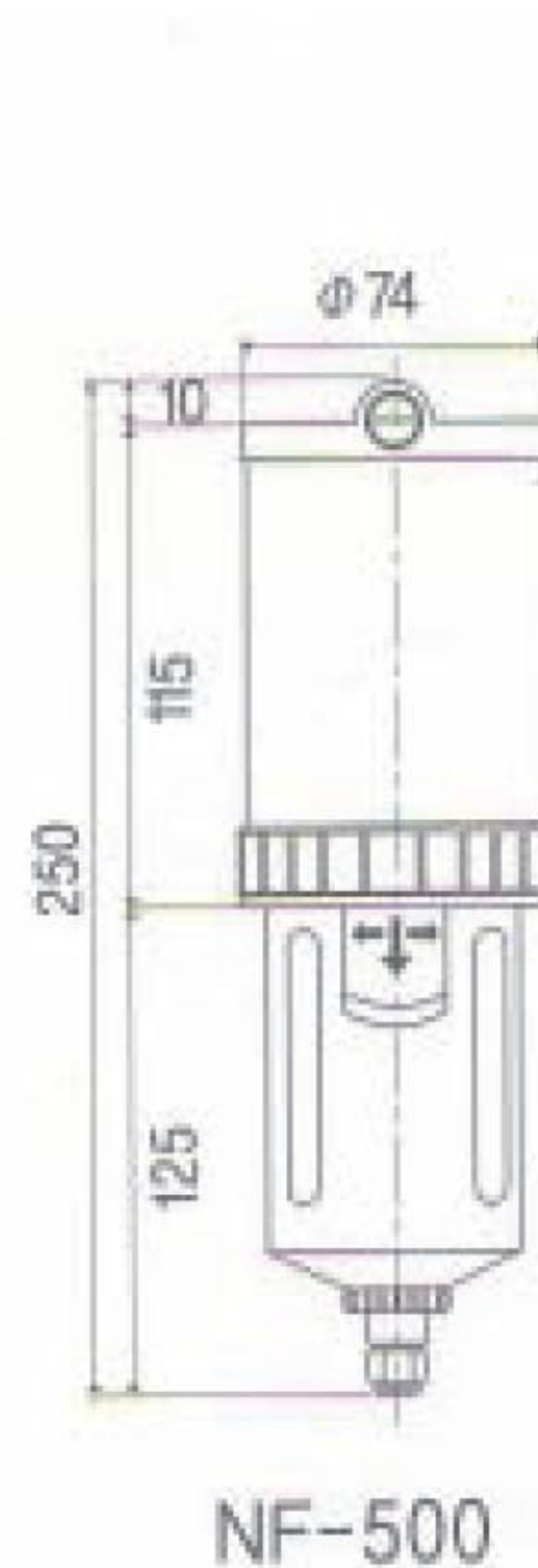


Dimensions: Three standard sizes

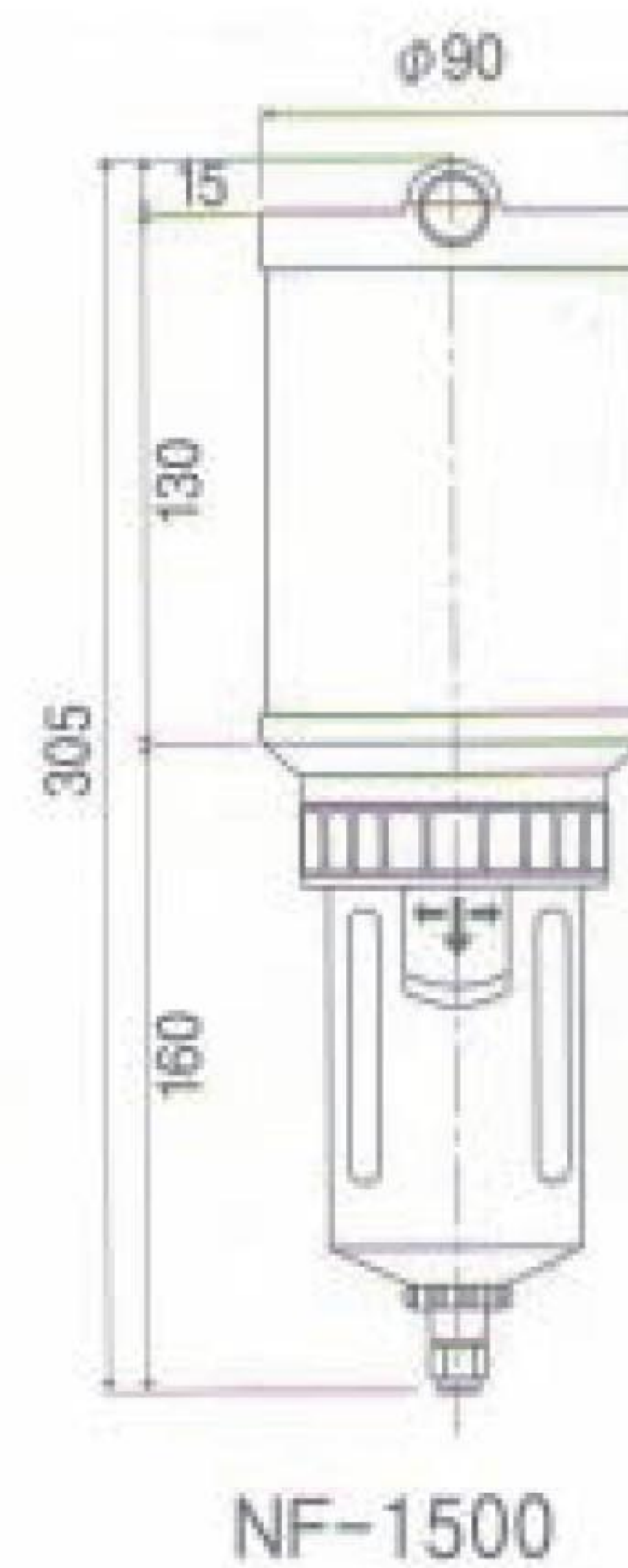
NF-200 (9 scfm)



NF-500 (22 scfm)



NF-1500 (64 scfm)



Specifications

DESCRIPTION	NF-200	NF-500	NF-1500
Max. operation flow rate SCFM(Nl/min)	9 (200)	22 (500)	64 (1500)
Max. pressure drop (PSIG) (Mpa) {Kgf/cm2}	3.5 (0-0.025) {0-0.25}		
Operating pressure range (PSIG) (Mpa) {Kgf/cm2}	140 (0.01-1.0) {1.0-10.2}		
Max pressure before failure(PSIG) (Mpa) {Kgf/cm2}	172 (1.2) {12.1}		
Fluid temperature range (°F) (°C)	(68 to 140°F) (-20-60°C)		
Type of drain valve	Automatic (can be drained manually)		
Air line connection diameter (inches)	NPT-1/4"	NPT-1/4"	NPT-1/2"
Drain outlet connection diameter (Rc)	1/4 (Ø6.35mm) One touch nipple Type		
Weight (kg)	0.40	0.75	1.10
External Dimensions (mm)	Ø55×207	Ø74×250	Ø90×305

SPECIALS - high pressure units, manual drain types, super large versions and miniature versions can be requested.

Using The Super Separator

Very large water separators sometimes used upstream to remove liquid but it does not prevent downstream condensation due to the temperature difference between the inside and outside of the compressed air line.

The X-Stream™ Super Liquid Separator is installed at the end of a compressed air main line before a branch line, or just before the outlet of air use for the complete rejection of the mist due to the condensation inside the pipe and also remove any oil mist to 99.9%. This makes it possible to get an essentially maintenance free operation in the control of water and moisture in air line. The only possible part change would be the replacement of the auto drain valve giving the unit a semi permanent life time.

CABINET ENCLOSURE TEMPERATURE WARNING LABEL

For Qualitative Warning of Possible Over Heating of Electrical and Electronic Enclosures, by Nex Flow™ Air Products Corp. www.nexflowair.com or www.nex-flow.com
Instructions: Place label on outside of panel above and to the right of major heat source inside of panel

95°F or 35°C
WARNING
HIGH TEMPERATURE

If this label turns **ORANGE**, it is very hot inside the control panel and this heat may cause damage to electrical and electronic components inside. Please check and correct, as soon as possible to avoid potential damage.

106°F or 41°C
DANGER
EXTREME HIGH TEMPERATURE

If this label turns **RED**, then the heat inside the panel is extreme and can cause serious damage to electrical and electronic components inside. Please check and correct without delay to avoid potential damage.

Temperature indicated is from the outside surface of the panel and temperature inside may actually be slightly more or less. If label indicates warning please check the inside for overheating controls that may cause damage. If label indicates danger level of possible very hot temperatures please address the problem immediately.
Please contact Nex Flow™ Air Products Corp. or their local representative to address to Cabinet Enclosure Cooling needs.

Web Site: www.nexflowair.com or www.nex-flow.com.
USA AND CANADA: 1-877-797-2777 INTERNATIONAL: +1 416-410-1313

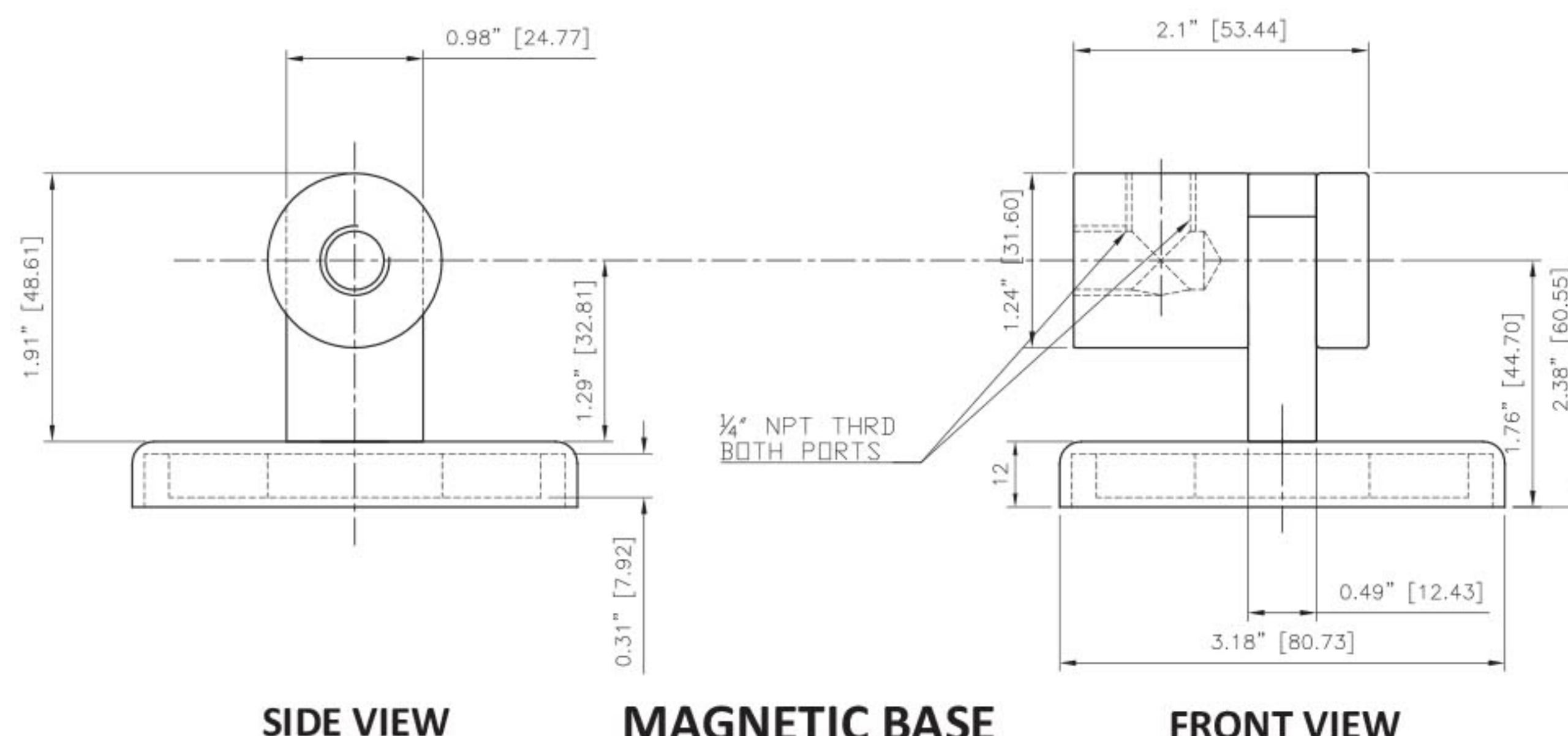
NOTE: This Label is designed to indicate surface temperature only and only to be used as a guide. Proper instrumentation should be used to verify inside temperatures.

With every Panel Cooler you receive a Free Panel Cooler Temperature Warning Indicator Sticker. It will provide a dual qualitative warning level and danger level if the temperature inside your control cabinet is too high. Use on any control panels you wish to monitor. Extra stickers may be purchased from NexFlow - Part Number 69600.

MAGNETIC BASE

The Nex Flow™ Magnetic Base is used where the air operated product is required to be frequently moved. The extra strong Magnet allows for flexible Mounting, whether vertical or horizontal. Optional mini shut-off valve can be supplied.

PART NO.	DESCRIPTION
Model 90029	Single Outlet Swivel Magnetic Base - 1/4" NPT
Model 90029A	Mini Shut-off Valve for Magnetic Swivel Base



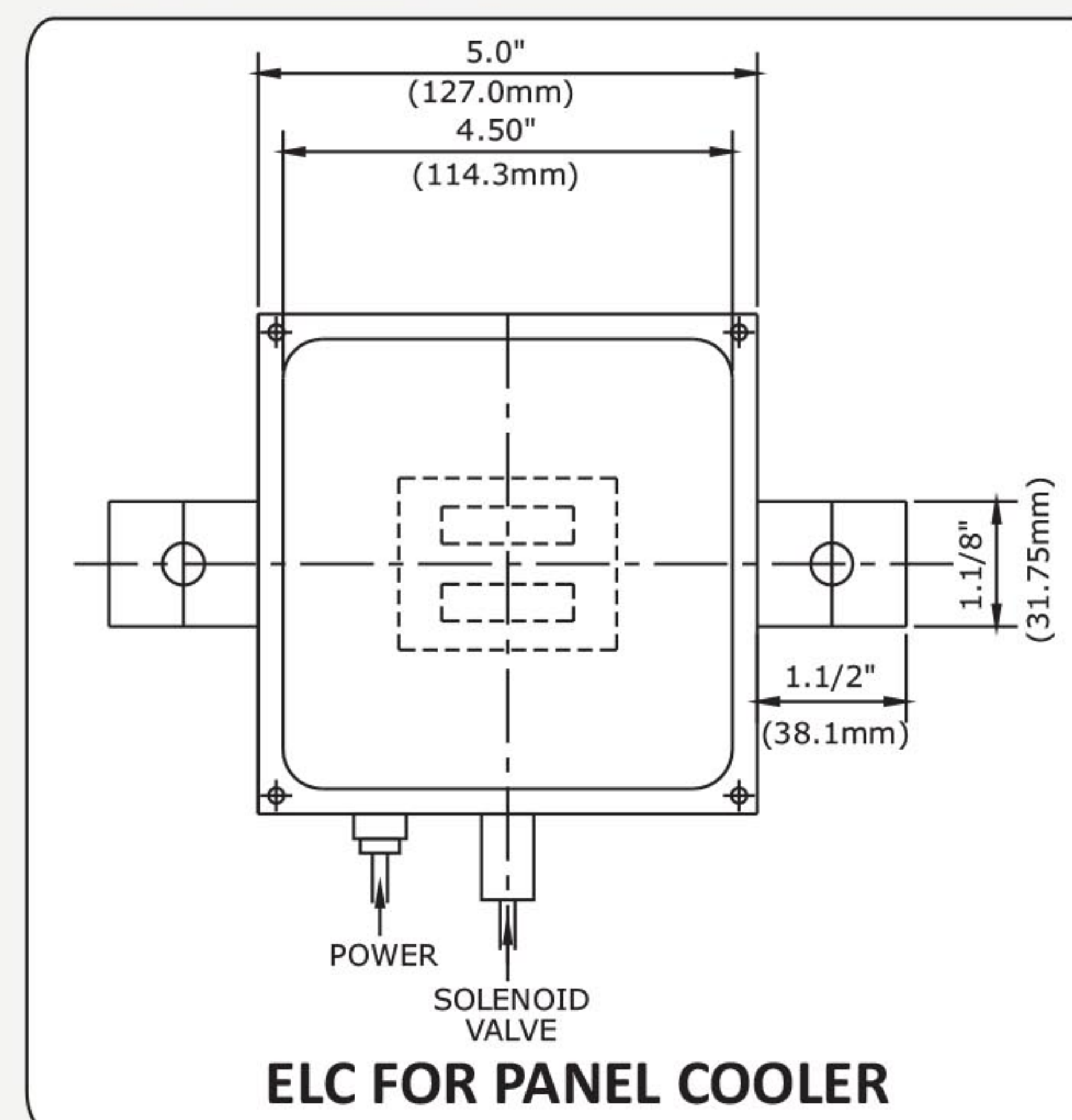
ELECTRONIC TEMPERATURE CONTROL FOR PANEL COOLERS

Electronic Thermostat The ELC (Electronic Control Digital Thermostat) is a way for precise control of one or two Nex Flow™ Frigid X™ Panel Coolers.

- ▶ **Supply voltage** : AC 120/240V (24V on request)
- ▶ **Sampling rate** : 4/sec (almost double that of our nearest competitor)
- ▶ **Accuracy** : 0.25% of full scale
- ▶ **3 Outputs** : Two Relay outputs and one with PID, 1SSR output with PID to control external SSR
- ▶ 50 to +100°C measuring range
- ▶ It has Two Alarm settings for the Two output relays so you can set Two different temperatures to control two separate solenoids for two separate coolers (and can be used to control anything electrical)
- ▶ Auto tune mode for quick set ups
- ▶ NEMA 4 Enclosure (ABS/PC), ULC approved- it is accepted anywhere in the world
- ▶ Standard unit comes with one solenoid valve
- ▶ Fahrenheit or Centigrade and easily switchable back and forth



ELC FOR PANEL COOLER



ELC FOR PANEL COOLER

SWIVEL FITTINGS

NEX Flow's High Quality STAINLESS STEEL Swivel Fittings for Air Nozzles, Air Jets, small Air Knives, and Air Amplifiers allow for a 25 degree movement from the center axis (50 degree total movement) to aim and then secure in position the blowoff application.

PART NO.	DESCRIPTION
Model 90052	1/8" Stainless Steel Swivel Fitting
Model 90053	1/4" Stainless Steel Swivel Fitting
Model 90068	3/8" Stainless Steel Swivel Fitting
Model 90069	1/2" Stainless Steel Swivel Fitting



SWIVEL FITTINGS

RECLASSIFYING MUFFLERS

Reclassifying Mufflers provide excellent noise reduction - as much as 35 dBA - and more so than sintered mufflers. In addition they are used to eliminate oil mist.

The exhaust air from valves and cylinders may contain oil mist that can have a negative effect on the health of employees. OSHA standard 29 CFR 1910.10 limits the cumulative exposure to oil mist to 4.32 parts per million (PPM) in any given eight hour work period.

The Reclassifying Muffler we provide uses a patented wrap design for the removable element that separates the oil from the exhausted air virtually trapping all oil in the element. Based on an intake of 50 PPM at 100 PSIG of oil, the exhausted oil mist is reduced to 0.016 PPM. A 1/4" tube can be attached to the bottom reservoir where the oil accumulates to drain it.

Each reclassifying muffler is sized to pass a certain volume of compressed air with minimal restriction to avoid any effect on the operation of cylinder or valve. For cylinders the table below makes the model number easy to choose based on the bore size and stroke of the cylinder.

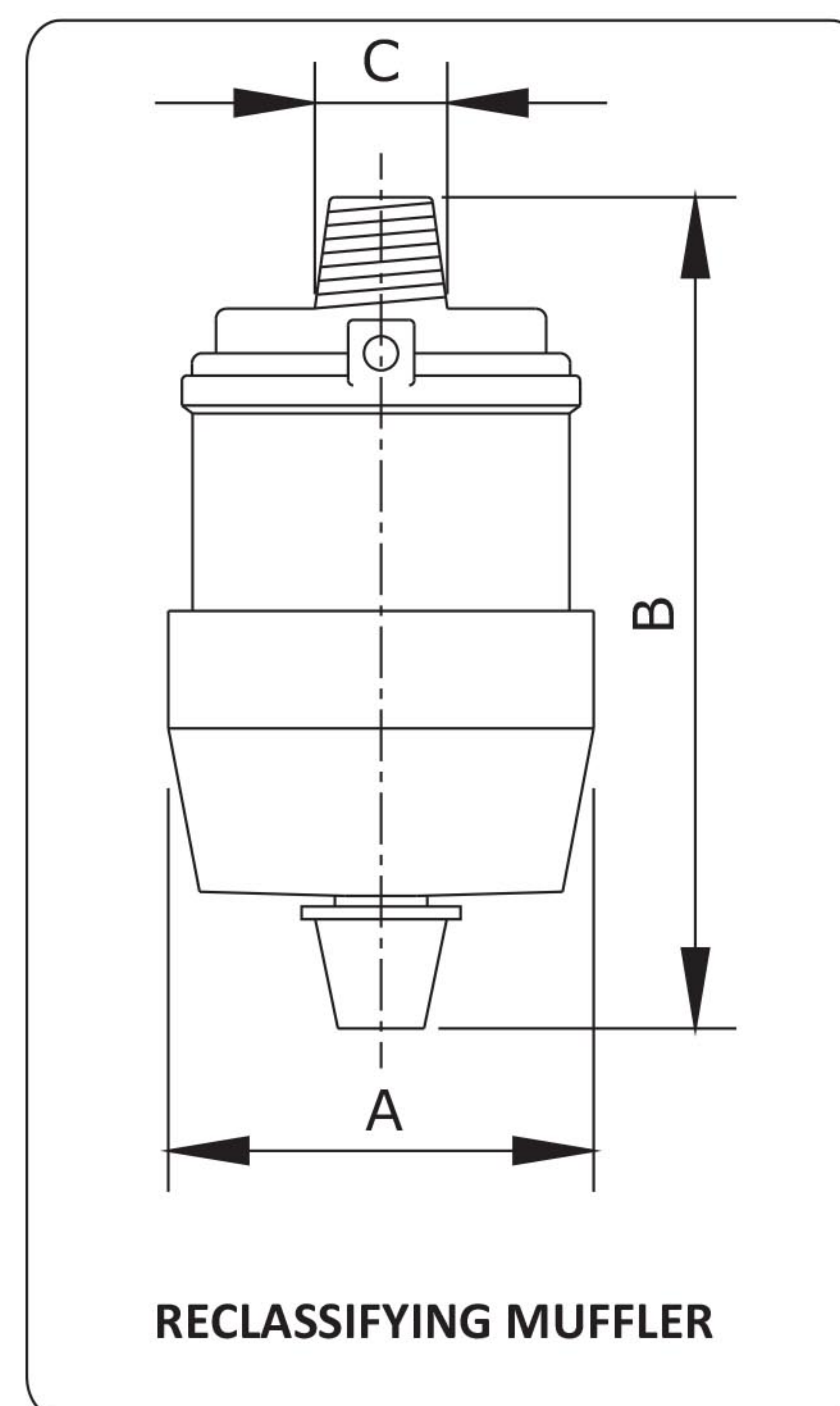


RECLASSIFYING MUFFLER

Muffler needed to Exhaust in ½ second for a cylinder charged to 100 PSIG (6.9 BAR)

STROKE in inches	0.5	1.0	1.5	2.0	2.5	3.0	3.5	4.0	4.5	5.0	5.5	6.0
3	0	0	0	0	0	0	0	0	0	0	0	0
6	0	0	0	0	0	0	0	0	0	1	1	2
9	0	0	0	0	0	0	0	0	1	1	2	2
12	0	0	0	0	0	0	1	1	2	2	2	3
18	0	0	0	0	0	1	2	2	2	3	4/5	4/5
24	0	0	0	0	1	2	2	3	3	4/5	4/5	C
30	0	0	0	0	1	2	2	3	4/5	C	C	C
36	0	0	0	0	2	3	3	4/5	4/5	C	C	C
42	0	0	0	1	2	3	4/5	4/5	C	C	C	C
48	0	0	0	1	2	3	4/5	C	C	C	C	C

0 = Model 90070
1 = Model 90071
2 = Model 90072
3 = Model 90073
4 = Model 90074
5 = Model 90075
C = Contact Factory or Local Representative for assistance



RECLASSIFYING MUFFLER

Reclassifying Muffler Dimensions				
MODEL	ØA in Inches (mm)	B in Inches (mm)	C	Replacement Filter Element number
90070	1.63 (41)	3.13 (80)	1/8" NPT	9007071R
90071	1.63 (41)	3.13 (80)	1/4" NPT	9007071R
90072	2.44 (62)	4.75 (121)	3/8" NPT	9007273R
90073	2.44 (62)	4.75 (121)	½" NPT	9007273R
90074	3.31 (84)	6.25 (159)	3/4" NPT	9007475R
90075	3.31 (84)	6.25 (159)	1" NPT	9007475R

RIGID FLEX HOSE

The unique Nex Flow™ RIGID FLEX Hose is an all stainless steel hose that does not break after a few bends like competitive rubber hoses with simple copper inserts. It is resistant to creep and crimping. Its all stainless construction allows is use in any difficult environment.

The Nex Flow™ RIGID FLEX Hose is used to flex, direct and then hold in place air nozzles, air jets and other small blow off products such as our Model 40001 adjustable air amplifier and 3" X-Stream™ Air Blade™ Air Knife. The RIGID FLEX Hose can also be used with liquid spray jets.

The rigid flex hose is available in three different sizes 6" (152 mm), 12" (304 mm) and 18"(457 mm) and in two configurations - 1/4" male NPT welded end connection both ends or 1/4" male NPT welded connection one end and female NPT welded connection other end.

Rigid-Flex Hose used to mount an aim a Model 47010 air nozzle and connected at the other end to the Magnetic Base creating a portable blow off station.



Rigid-Flex Hose comes in Three sizes 6" (152 mm), 12" (304 mm), 18" (457 mm) and two configurations ¼" Male Male or ¼" Male Female Threads.



PART NO.	DESCRIPTION
6RF MM	6" overall length ¼" NPT male to ¼" NPT male connections
6RF MF	6" overall length ¼" NPT male to ¼" NPT female connections
12RF MM	12" overall length ¼" NPT male to ¼" NPT male connections
12RF MF	12" overall length ¼" NPT male to ¼" NPT female connections
18RF MM	18" overall length ¼" NPT male to ¼" NPT male connections
18RF MF	18" overall length ¼" NPT male to ¼" NPT female connections