



PROFESSIONAL INSTALLATION LOUDSPEAKERS



IN-WALL

IN-CEILING

LOUDSPEAKER



CNI-62

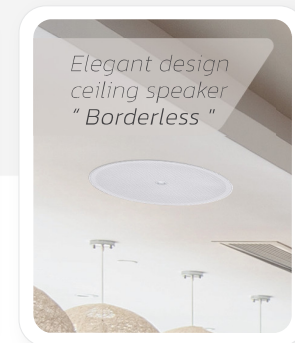

COAXIAL CEILING SPEAKER

6-INCH 2-WAY
LINE 70V/100V
30WATTS @8Ω



- 6-inch 2-Way Coaxial ceiling speaker for installation
- Elegant design ceiling loudspeaker "Borderless"
- Magnetic grille to make installation easier.
- High-quality sound.
- Frequency response 70Hz~18KHz
- Transformer taps 70V, 100V

Speaker type	Coaxial ceiling loudspeaker. Two-Way
Rated power	30W
Line voltage	70V / 100V
Transformer taps	70V : 30W/15W/7.5W/3.75W/1.88W , 30W@8Ω 100V: 30W/15W/7.5W/3.75W , 30W@8Ω
Frequency response	70Hz ~ 18kHz (-3dB)
Sensitivity 1W/1 m	90 ±3dB
Maximum SPL/1m (calc)	110dB
Coverage (Nominal -6 dB) H	160° (±5°)
Coverage (Nominal -6 dB) V	150° (±5°)
Driver LF Transducer	1 x 6-inch (Woven Kevlar Cone)
Driver HF Transducer	1 x 1-inch (Silk dome)
Nominal impedance (Passive)	8Ω
Operating temperature	-20 °C to +55 °C
Connections	Phoenix connector
Indoor applications	Yes
Color	White
Cabinet material	ABS enclosure
Front grille	Metal grille
Dimensions hole for mounting	Φ205mm
Dimensions	Φ235 x H 101mm (without bracket)
Weight	1.6 Kg



CNI-62 Applications designed suitable, such as hotels, restaurants, bars, lounges, training and conference rooms, or shopping centers.

CSI-06





CEILING LOUDSPEAKER

6-INCH
LINE 100 VOLT
6WATTS @8Ω



- 6-inch ceiling loudspeaker for installation
- Elegant design.
- Easy to installation
- High-quality sound.
- Frequency response 110Hz~15KHz
- Transformer taps 100V: 6W/3W , 6W@8Ω

Speaker type	Ceiling loudspeaker
Rated power	3W, 6W
Line voltage	100V
Transformer taps	100V : 6W/3W , 6W@8Ω
Frequency response	110Hz ~ 15kHz (-3dB)
Sensitivity 1W/1 m	90 ±3dB
Maximum SPL/1m (calc)	97dB
Coverage (Nominal -6 dB) H	160° (±5°)
Coverage (Nominal -6 dB) V	150° (±5°)
Speaker driver	6-inch
Nominal impedance (Passive)	8Ω
Operating temperature	-20 °C to +55 °C
Connections	A length of connecting cable
Indoor applications	Yes
Color	White
Cabinet material	ABS enclosure
Front grille	Metal grille
Dimensions hole for mounting	Φ165mm
Dimensions	Φ190 x H 105 mm (without bracket)
Weight	1.47 Kg



CSI-06 Applications designed suitable, such as hotels, restaurants, bars, lounges, training and conference rooms, or shopping centers.

CLI-4260


COLUMN LOUDSPEAKER

6-INCH 2-WAY
LINE 70V/100V
30WATTS @4Ω



- All-weather versatility IP65*
- High sensitivity.
- Transformer Taps 70V, 100V
- 3-inch LF transducer 15 Watts RMS
- 2-inch HF transducer 5 Watts RMS
- Power Handling 60Watts
- Frequency Response 160Hz ~ 16kHz
- Coverage 120°(H) x 80°(V)
- Easy and secure wall mount installation in the outdoor area through the supplied strong metal mounting brackets.

Speaker type	Column loudspeaker. Two-Way
Transformer taps	70V : 30W/20W/10W/ 5W/2W , 30W@4Ω 100V : 60W/40W/20W/ 10W/5W , 60W@4Ω
Frequency response	160Hz ~ 16kHz (-3dB)
Sensitivity 1W/1 m	89dB
Maximum SPL/1m (calc)	107dB
Coverage (Nominal -6 dB) H	120° (±5°)
Coverage (Nominal -6 dB) V	80° (±5°)
System power handling	90W Max. / 60W continuous
Driver LF Transducer	4 x 3-inch Waterproof (long-throw polypropylene cone)
Driver HF Transducer	1 x 2-inch (Silk dome)
Nominal impedance (Passive)	4Ω
Connections	A length of connecting cable
Operating temperature	-20 °C to +55 °C
All-weather versatility	IP65*
Indoor / Outdoor	Yes
Color	Black or white
Cabinet material	Aluminum alloy cabinet, engineering - plastics (ABS) for top and bottom cover
Front grille	Aluminum alloy protection grille
Dimensions (H x W x D)	606 x 109 x 102mm (without bracket)
Weight	3 Kg



CLI-4260 Applications designed suitable, such as hotels, restaurants, bars, lounges, training and conference rooms, or shopping centers.

SVS-62W

SURFACE-MOUNT SPEAKER

6.5-INCH 2-WAY
LINE 70V/100V
160WATTS MAX

- Passive Two-Way Full-range Loudspeaker.
- Elegant design.
- Indoor and outdoor applications.
- All-weather versatility IP54*
- High-quality sound. / High sensitivity.
- Transformer Taps 70V, 100V
- 6.5-inch LF transducer 60Watts rms
- 1-inch HF transducer 20Watts rms
- Power Handling 160Watts
- Frequency Response 50Hz ~ 20kHz
- coverage H 90° x V 60°
*SVS-62WP

All-weather versatility	IP54 *
Color	Black
Input Connections	Euro block
Speaker Type	Full-range, Mid-High, Two-Way
Transformer Taps	70V : 40W, 20W, 10W, 5W 100V : 80W, 40W, 20W, 10W 8Ω Bypass
Frequency Response	65Hz ~ 20kHz (-3dB) 50Hz ~ 20kHz (-10dB)
Sensitivity 1 W/1 m	93 dB
Max. SPL/1m (calc)	118 dB
Coverage (Nominal -6 dB) H	90° (±45°)
Coverage (Nominal -6 dB) V	60° (±30°)
System Power Handling	160W Max. / 80W continuous
LF Transducer	6.5-inch Waterproof Paper Cone (Glass fiber cone technology)
HF Transducer	1-inch (Silk dome)
Nominal Impedance (Passive)	8Ω
Indoor / Outdoor	Yes
Material	Engineering-plastics (ABS)
Dimensions (H x W x D mm)	196 x 300 x 330mm (without bracket)
Weight	10 Kg/ pair, 5 Kg / Single



SVS-62W Applications designed suitable, such as Meeting Room, Conference Room, Training Rooms, Hotels, Health clubs, Retail shops, Shopping malls & Plaza, Restaurant & Bar.

SVS-82W



SURFACE-MOUNT SPEAKER

8-INCH 2-WAY
LINE 70V/100V
180WATTS MAX

- Passive Two-Way Full-range Loudspeaker.
 - Elegant design.
 - Indoor and outdoor applications.
 - All-weather versatility IP54*
 - High-quality sound. / High sensitivity.
 - Transformer Taps 70V, 100V
 - 8-inch LF transducer 65Watts rms
 - 1-inch HF transducer 25Watts rms
 - Power Handling 180Watts
 - Frequency Response 45Hz ~ 20kHz
 - coverage H 90° x V 60°
- *SVS-82WP



All-weather versatility	IP54 *
Color	Black
Input Connections	Euro block
Speaker Type	Full-range, Mid-High, Two-Way
Transformer Taps	70V : 40W, 20W, 10W, 5W 100V : 80W, 40W, 20W, 10W 8Ω Bypass
Frequency Response	55Hz ~ 20kHz (-3dB) 45Hz ~ 20kHz (-10dB)
Sensitivity 1 W/1 m	94 dB
Max. SPL/1m (calc)	120 dB
Coverage (Nominal -6 dB) H	90° (±45°)
Coverage (Nominal -6 dB) V	60° (±30°)
System Power Handling	180W Max. / 90W continuous
LF Transducer	8-inch Waterproof Paper Cone (Glass fiber cone technology)
HF Transducer	1-inch (Silk dome)
Nominal Impedance (Passive)	8Ω
Indoor / Outdoor	Yes
Material	Engineering-plastics (ABS)
Dimensions (H x W x D mm)	240 x 335 x 390mm (without bracket)
Weight	11 Kg/ pair, 5.5 Kg / Single



SVS-82W Applications designed suitable, such as Meeting Room, Conference Room, Training Rooms, Hotels, Health clubs, Retail shops, Shopping malls & Plaza, Restaurant & Bar.

SOUNDVISION™

PROFESSIONAL INSTALLATION LOUDSPEAKERS

SOUND VISION CO., LTD.

9 Chaiyaphruek Rd., Taling Chan, Taling Chan, Bangkok 10170 Thailand

Support : 02-433-9988

Email : info@soundvision.co.th

Line-at : @soundvision

www.soundvisionpro.com

