ANGRICHT

安格特制动 / Angricht brake system 2018

ANGRICHT

宁波安格特汽配有限公司
NINGBO ANGRICHT AUTO PARTS CO., LTD.

地址:宁波慈溪师桥工业区桃园北路
Add: Shiqiao Industrial, Cixi., Ningbo, China
邮编 / P. O.:315314
电话 / Tel: +86 574 63660525
传真 / Fax: +86 574 63661708
www.angricht.com
电子邮箱 / Email:emic@angricht.com

Certificate of DOT Compliance

This Certifies that:
NINGBO ANGRICHT AUTO PARTS CO., LTD
Tanyuan Road, Ninjiao Industrial Zone, Guanghalowi Town,
Cixi City, Zhejiang Province, 315314 China
DOT Registration Number: ART

Was registered with U.S. Department of Transportation(DOT), satisfy the Code of Federal Regulations 49 CFR 551, 566. Such registration has been verified with the registrant's authorization by third party of America A9 Enterprise LTD
An acknowledgement of Ningbo Angricht Auto Parts Co.,Ltd's registration as a U.S. market motor vehicle hose manufacturer will be displayed in the Part 566 sub-database at: http://apps.nhtsa.dot.gov/mdsf

Please note that, DOT is not issue a certificate of Brake Hose, Because The Unite States uses a self-certification system in which the Brake Hose manufacturer is required to certify that each Brake Hose it manufactures complies with the applicable FMVSS, although National Highway Traffic Safety Administration (NHTSA) has registered Ningbo Angricht Auto Parts Co.,Ltd as a manufacturer, NHTSA does not presume or suggest that motor vehicle hose manufactured by Ningbo Angricht Auto Parts Co.,Ltd Appliance Factory meet the requirements of FMVSS. It is Ningbo Angricht Auto Parts Co.,Ltd exclusive responsibility as a manufacturer, to exact engineering effort and to perform compliance testing to ensure that its motor vehicle hose comply with the requirements of FMVSS106.

This Certificate affirms that America A9 Enterprise LTD has verified that the above stated facility is registered with the U.S. Department of Transportation(DOT), as the data stated below, and makes no other representations and warranties, nor does this certificate makes other representations and warranties, nor does this certificate makes other representations and warranties, nor does America A9 Enterprise LTD assume no liability to any person or entity in connection with the registration. America A9 Enterprise LTD is a private registration agent and it's not affiliated with the U.S. Department of Transportation(DOT).

Issued Date: February 28, 2019
Date of Expiration: February 28, 2019
Certificate No: NA2019001

America A9 Enterprise LTD
6010 W Eastwood A201 Chicago IL 60630 U.S.A.

Certificate – Сертификат – 認明書 – Certificat – 증명서 – 证书

Certificate of Compliance

No. DD171124-PVTHDS
Technical Construction File no. PLM-1700172

Certificate's Holder: Powerlink Machine Co., Ltd.
#2006, No.8 Jingang Mansion, 291 Heyan Road, Nanjing, China

Manufacturer: Ningbo Angricht Auto Parts Co.,Ltd
Sieyao Industrial, Cixi, Ningbo, China

Certification ECM Mark:

Product: Adaptor and connector for air tool

Model(s): 37795-03, 37795-05, 37795-06, 37795-07, 37795-10, 37795-11, 37795-12, 37795-13, 37795-14, 37795-15, 37795-16, 37795-20, 37795-21, 37795-24, 37795-25, 37795-26, 37795-27, 37795-28, 37795-29, 37795-30, 37795-44, 37795-45, 37795-46, 37795-50, 37795-51, 37795-52, 37795-53, 37795-54, 37787-10, 37787-12, 37795-62, 37795-63, 37795-64, 37795-66, 37795-68, 37795-78, 37795-74, 37795-75, 37795-76, 37795-77, 37795-80, 37795-81, 37795-86, 37795-88, 37795-89

Verification to: Standard: EN ISO 4414:2010
related to CE Directive(s): 2006/42/EC (Machinery)

Remark: That product(s) has been verified on a voluntary basis. The product(s) satisfies the requirements of the Certification Mark of ECM, in reference to the above listed Standard(s). The above Compliance Mark does not imply that the product(s) is/are certified by ECM, or that it/they meet(s) all requirements of the regulation can be found at www.ecmcert.com. This Certificate of Compliance can be checked for validity at www.ecmcert.com
Any Conditions of Empty assessment of the product(s) of the product(s):
Any conditions/limitations, clarification about the CE marking:
We affirm that a TCF for the CE marking process is in place. Whereas the Technical Construction File (TCF) is in place, we undertake to make available to the competent authorities all the necessary evidence, further, as required by the Directive before placing the CE mark on the product(s).

Issue date: 24 November 2017 — Expiry date: 23 November 2022
Chief Manager — Deputy Manager

Eric Certificazione Macchine Srl
Via Cremona 8 Sermide – 46029 Mantova(MN) (Italy)
+39 (0) 6703-41 — +39 (0) 6703-56 — info@ericfilcemar.it — www.ericcertmac.it

NSF ISR

认证证书

宁波安格特汽配有限公司

ISO/TS 16949:2009

NSF International Strategic Registrations

NSF ISR

Certificate of Registration

This certifies that the Quality Management System of

Ningbo Angricht Auto Parts Co., Ltd.

Tanyuan Road, Ninjiao Industrial Zone, Cixi,
Ningbo City, Zhejiang Province, China 315314

has been assessed by NSF-ISR and found to be in conformance to the following standard(s):

ISO/TS 16949:2009

Scope of Registration:
Manufacture of Trucks and Filling Cord for Engine and Brake System

Exclusions: Product Design

NSF Certificate Number: 0101647
Certificate Number: 4707604/TS1
Initial Issue Date: 19 MAR 2013
Registration Date: 19 MAR 2013
Expiration Date*: 09 MAR 2018

Cal Blanks,
Vice President, Technical
Operations, NSF-ISR, Ltd.

NSF International Strategic Registrations

789 North Dixboro Road, Ann Arbor, Michigan 48105, USA; NSF-ISRQ.com; info@nsf-isrq.com

/ 品质管理

安格特的企业美德来自对客户的尽心和注重细节的品质管理！

安格特拥有来自德国等地的先进工艺流水线，通过了ISO：9001-2000国际质量体系认证，贯彻执行CE、UL等国际标准体系。软硬设施有效结合，形成了安格特接轨国际的品控体系。专业的质检队伍，对每一道工序和每一件产品严格把关、取样评估，充分保证了卓越的产品质量。

/ 产品创新

这是一家勤于思考、勇于创新的企业！

在20多年的生产经营中，安格特独立研发、自主创新，引进国际领先技术，不断将创新成果融入产品，完善产品体系，提升产品科技含量。今天，安格特已经建立了多样化的产品体系。产品种类涵盖各种小汽车、卡车连接件，阀门，气管，油管，刹车管路等多个品种。

/ 销售服务

安格特的信仰是：只有全方位的服务，才可能赢得全球化的销售竞争。在安格特的“客户为先、迅速反应”的服务理念感染并渗透到安格特团队中的每一个个体。同时，近在咫尺的世界级大港宁波港，航线速达全球，为客户节省了物流成本，缩短了交货周期，更促成了安格特全球化的销售网络。近年来，安格特已经和欧美、中东的几家知名公司建立了长期的OEM配套合作，产品远销欧美、亚洲、澳洲、中东等三十个多个国家和地区，其全球销量以每年60%的速度迅猛递增。在新的战略蓝图中，安格特将专注于品质、创新和服务三大优势的提升和发扬，并充分依托中国长三角制造业基地的区域优势。拓展出品牌化经营的发展之路。致力于为全球客户提供“按需求开发、个性化定制”的专家级服务，成为全球液压、气动领域的品牌制造商。

/ Quality Management

Angricht is responsible for customers and pay most attention to the product quality.

Angricht has advanced production line of Germany and other countries, approved by international quality system certifcation ISO: 9001-2000 and complied with international standard systems like CE and UL. The professional team controls the quality of every product strictly that fully ensure you high quality

/ Product Innovation

Angricht keeps on thinking and creating!

In the past 20 years, Angricht developed and created new product independently and applied to practice, meanwhile introduced globaladvanced technology for completing quality system. Today, Angricht mainly deals in the connection fittings for cars and trucks, e.g valves, air hose, oil pipes and brake pipes

/ Sales Service

Angricht insists that only with the good service a company can win in global competition, so our customers are always satisfied with our products and service. In recent years, Angricht has developed long-term OEM relations with some famous companies in Europe, US and Middle East and sold products to more than 30 countries and regions. The turnover is booming rapidly by 60% per year.In the new blueprint, Angricht will utilize the regional advantages of Yangtze Delta, supply quality product and good service; make great efforts to promote our brand “ANGRICHT” and become a brand manufacturer in global hydraulic and pneumatic field.

G 全球品质，专属定制
lobal quality, Exclusive customization

◆形象定位 / Image Orientation

创品质・惠天下
Brand making, World serving

◆企业价值观 / Enterprise Values

传递，传动，传承
Deliver , Drive, Inherit

◆经营理念 / Business philosophy

塑诚信企品，育正直人品，铸精益产品
Make reliable brand; Cultivate conscientious personality; Produce qualified product.

◆企业精神 / Enterprise spirit

驱动自我，联动团队，推动事业，感动客户
Motivate oneself, Unite teammates,Promote enterprise, Satisfy customers

◆企业文化理念 / Enterprise Culture

品质为安，诚信为格，创新为特
“Angricht–AGT” A :Customers’ security based on the quality; G: Enterprise’s character and morals based on integrity; T: Trait of product based on innovation.

CLOSE THE RANKS

- Pneumatic fitting
- Air brake fitting
- Shock absorber adapter
- Steel truck fitting
- Palm coupling
- Hydraulic quick coupling
- PE PA PU tubing
- Trailer electronic connector
- Hydraulic brake Rubber hose
- Air gun and set

Confidence comes from quality
Specialty creates estate brand

ANGRICHT

气动接头 / PNEUMATIC PUSH IN FITTING

PNEUMATIC FITTING

Model: A101

型号（直径）/ MODEL(ØD)

管子 / Tube (Metric)	管子/ Tube (Inch)
A101 04	A101 5/32
A101 05	A101 3/16
A101 06	A101 1/4
A101 07	A101 5/16
A101 08	A101 3/8
A101 09	A101 1/2
A101 10	
A101 11	
A101 12	
A101 14	
A101 16	

Model: A102

型号（直径）/ MODEL(ØD)

管子 / Tube (Metric)	管子/ Tube (Inch)
A102 06–04	A102 3/16–5/32
A102 08–04	A102 1/4–5/32
A102 07–05	A102 1/4–3/16
A102 08–06	A102 5/16–1/4
A102 08–07	A102 3/8–5/16
A102 10–06	A102 1/2–3/8
A102 10–08	
A102 12–08	
A102 12–10	
A102 14–12	
A102 16–14	

Model: A103

型号（直径）/ MODEL(ØD)

管子 / Tube (Metric)	管子/ Tube (Inch)
A103 04	A103 5/32
A103 05	A103 3/16
A103 06	A103 1/4
A103 07	A103 5/16
A103 08	A103 3/8
A103 09	A103 1/2
A103 10	
A103 11	
A103 12	
A103 14	
A103 16	

Model: A104

型号（直径）/ MODEL(ØD)

管子 / Tube (Metric)	管子/ Tube (Inch)
A104 04	A104 5/32
A104 06	A104 3/16
A104 07	A104 1/4
A104 08	A104 5/16
A104 09	A104 3/8
A104 10	A104 1/2
A104 11	
A104 12	
A104 14	
A104 15	
A104 16	

Model: A105

型号（直径）/ MODEL(ØD)

管子 / Tube (Metric)	管子/ Tube (Inch)
A105 06–04	A105 3/16–5/32
A105 08–04	A105 1/4–5/32
A105 07–05	A105 1/4–3/16
A105 08–06	A105 5/16–1/4
A105 08–07	A105 3/8–5/16
A105 10–06	A105 1/2–3/8
A105 10–08	
A105 12–08	
A105 12–10	
A105 14–12	
A105 16–14	

Model: A106

型号（直径）/ MODEL(ØD)

管子 / Tube (Metric)	管子/ Tube (Inch)
A106 06–04	A106 3/16–5/32
A106 08–04	A106 1/4–5/32
A106 07–05	A106 1/4–3/16
A106 08–06	A106 5/16–1/4
A106 08–07	A106 3/8–5/16
A106 10–06	A106 1/2–3/8
A106 10–08	
A106 12–08	
A106 12–10	
A106 14–12	
A106 16–14	

Model: A107

型号（直径）/ MODEL(ØD)

管子 / Tube (Metric)	管子/ Tube (Inch)
A107 04	A107 5/32
A107 05	A107 3/16
A107 06	A107 1/4
A107 07	A107 5/16
A107 08	A107 3/8
A107 09	A107 1/2
A107 10	
A107 11	
A107 12	
A107 14	
A107 15	

Model: A108

型号（直径）/ MODEL(ØD)

管子 / Tube (Metric)	管子/ Tube (Inch)
A108 06–04	A108 3/16–5/32
A108 08–04	A108 1/4–5/32
A108 07–05	A108 1/4–3/16
A108 08–06	A108 5/16–1/4
A108 08–07	A108 3/8–5/16
A108 10–06	A108 1/2–3/8
A108 10–08	
A108 12–08	
A108 12–10	
A108 14–12	
A108 16–14	

Model: A133

型号（直径）/ MODEL(ØD–T)

R螺纹BSPT	G螺纹BSPP
A133 06–01	A133 06–G01
A133 06–02	A133 06–G02
A133 06–03	A133 06–G03
A133 06–04	A133 06–G04
A133 08–01	A133 08–G01
A133 08–02	A133 08–G02
A133 08–03	A133 08–G03
A133 08–04	A133 08–G04
A133 10–01	A133 10–G01
A133 10–02	A133 10–G02
A133 10–03	A133 10–G03
A133 10–04	A133 10–G04

Model: A402

型号（直径）/ MODEL(ØD)

管子 / Tube (Metric)	管子/ Tube (Inch)
A402 04	A402 5/32
A402 05	A402 3/16
A402 06	A402 1/4
A402 07	A402 5/16
A402 08	A402 3/8
A402 09	A402 1/2
A402 10	
A402 11	
A402 12	
A402 14	
A402 16	

Model: A403

型号（直径）/ MODEL(ØD)

管子 / Tube (Metric)	管子/ Tube (Inch)
A403 04	A103 5/32
A403 05	A103 3/16
A403 06	A103 1/4
A403 07	A103 5/16
A403 08	A103 3/8
A403 09	A103 1/2
A403 10	
A403 11	
A403 12	
A403 14	
A403 16	

Model: A401

型号（直径）/ MODEL(ØD)

管子 / Tube (Metric)	管子/ Tube (Inch)
A401 04	A401 5/32
A401 05	A401 3/16
A401 06	A401 1/4
A401 07	A401 5/16
A401 08	A401 3/8
A401 09	A401 1/2
A401 10	
A401 11	
A401 12	
A401 14	
A401 15	

Model: A132

型号（直径）/ MODEL(ØD–T)			
R螺纹BSPT	G螺纹BSPP	公制螺纹Metric Size	美制螺纹NPT Size
A132 04–01	A132 04–G01	A132 04–M5	A132 1/8–U10
A132 04–02	A132 04–G02	A132 04–M6	A132 1/8–N01
A132 06–01	A132 06–G01	A132 06–M5	A132 1/8–N02
A132 06–02	A132 06–G02	A132 06–M6	A132 5/32–U10
A132 06–03	A132 06–G03	A132 06–M8 × 1	A132 5/32–N01
A132 06–04	A132 06–G04	A132 06–M8 × 1.5	A132 5/32–N02
A132 08–01	A132 08–G01	A132 06–M10 × 1	A132 3/16–U10
A132 08–02	A132 08–G02	A132 06–M10 × 1.5	A132 3/16–N01
A132 08–03	A132 08–G03	A132 08–M12 × 1	A132 3/16–N02
A132 08–04	A132 08–G04	A132 08–M12 × 1.5	A132 1/4–N01
A132 10–01	A132 10–G01	A132 08–M14 × 1	A132 1/4–N02
A132 10–02	A132 10–G02	A132 08–M14 × 1.5	A132 1/4–N03
A132 10–03	A132 10–G03	A132 10–M16 × 1	A132 1/4–N04
A132 10–04	A132 10–G04	A132 10–M16 × 1.5	A132 5/16–N01
A132 12–01	A132 12–G01	A132 08–M16 × 1.5	A132 5/16–N02
A132 12–02	A132 12–G02	A132 10–M18 × 1.5	A132 5/16–N03
A132 12–03	A132 12–G03	A132 12–M18 × 1.5	A132 3/8–N01
A132 12–04	A132 12–G04	A132 14–M18 × 1.5	A132 3/8–N02

Model: A135

型号（直径）/ MODEL(ØD–T)			
R螺纹BSPT	G螺纹BSPP	公制螺纹Metric Size	美制螺纹NPT
A135 04–01	A135 04–G01	A135 04–M5	A135 1/8–U10
A135 04–02	A135 04–G02	A135 04–M6	A135 1/8–N01
A135 06–01	A135 06–G01	A135 06–M5	A135 1/8–N02
A135 06–02	A135 06–G02	A135 06–M6	A135 5/32–U10
A135 06–03	A135 06–G03	A135 06–M8 × 1	A135 5/32–N01
A135 06–04	A135 06–G04	A135 06–M8 × 1.5	A135 5/32–N02
A135 08–01	A135 08–G01	A135 06–M10 × 1	A135 3/16–U10
A135 08–02	A135 08–G02	A135 06–M10 × 1.5	A135 3/16–N01
A135 08–03	A135 08–G03	A135 08–M12 × 1	A135 3/16–N02
A135 08–04	A135 08–G04	A135 08–M12 × 1.5	A135 1/4–N01
A135 10–01	A135 10–G01	A135 08–M14 × 1	A135 1/4–N02
A135 10–02	A135 10–G02	A135 08–M14 × 1.5	A135 1/4–N03
A135 10–03	A135 10–G03	A135 10–M16 × 1	A135 1/4–N04
A135 10–04	A135 10–G04	A135 10–M16 × 1.5	A135 5/16–N01
A135 12–01	A135 12–G01	A135 08–M16 × 1.5	A135 5/16–N02
A135 12–02	A135 12–G02	A135 10–M18 × 1.5	A135 5/16–N03
A135 12–03	A135 12–G03	A135 12–M18 × 1.5	A135 3/8–N01
A135 12–04	A135 12–G04	A135 14–M18 × 1.5	A135 3/8–N02

Model: A136

型号（直径）/ MODEL(ØD–T)			
R螺纹BSPT	G螺纹BSPP	公制螺纹Metric Size	美制螺纹NPT
A136 04–01	A136 04–G01	A136 04–M5	A136 1/8–U10
A136 04–02	A136 04–G02	A136 04–M6	A136 1/8–N01
A136 06–01	A136 06–G01	A136 06–M5	A136 1/8–N02
A136 06–02	A136 06–G02	A136 06–M6	A136 5/32–U10
A136 06–03	A136 06–G03	A136 06–M8 × 1	A136 5/32–N01
A136 06–04	A136 06–G04	A136 06–M8 × 1.5	A136 5/32–N02
A136 08–01	A136 08–G01	A136 06–M10 × 1	A136 3/16–U10
A136 08–02	A136 08–G02	A136 06–M10 × 1.5	A136 3/16–N01
A136 08–03	A136 08–G03	A136 08–M12 × 1	A136 3/16–N02
A136 08–04	A136 08–G04	A136 08–M12 × 1.5	A136 1/4–N01
A136 10–01	A136 10–G01	A136 08–M14 × 1	A136 1/4–N02
A136 10–02	A136 10–G02	A136 08–M14 × 1.5	A136 1/4–N03
A136 10–03	A136 10–G03	A136 10–M16 × 1	A136 1/4–N04
A136 10–04	A136 10–G04	A136 10–M16 × 1.5	A136 5/16–N01
A136 12–01	A136 12–G01	A136 08–M16 × 1.5	A136 5/16–N02
A136 12–02	A136 12–G02	A136 10–M18 × 1.5	A136 5/16–N03
A136 12–03	A136 12–G03	A136 12–M18 × 1.5	A136 3/8–N01
A136 12–04	A136 12–G04	A136 14–M18 × 1.5	A136 3/8–N02

Model: A137

型号（直径）/ MODEL(ØD–T)			
R螺纹BSPT	G螺纹BSPP	公制螺纹Metric Size	美制螺纹NPT
A137 04–01	A137 04–G01	A137 04–M5	A137 1/8–U10
A137 04–02	A137 04–G02	A137 04–M6	A137 1/8–N01
A137 06–01	A137 06–G01	A137 06–M5	A137 1/8–N02
A137 06–02	A137 06–G02	A137 06–M6	A137 5/32–U10
A137 06–03	A137 06–G03	A137 06–M8 × 1	A137 5/32–N01
A137 06–04	A137 06–G04	A137 06–M8 × 1.5	A137 5/32–N02
A137 08–01	A137 08–G01	A137 06–M10 × 1	A137 3/16–U10
A137 08–02	A137 08–G02	A137 06–M10 × 1.5	A137 3/16–N01
A137 08–03	A137 08–G03	A137 08–M12 × 1	A137 3/16–N02
A137 08–04	A137 08–G04	A137 08–M12 × 1.5	A137 1/4–N01
A137 10–01	A137 10–G01	A137 08–M14 × 1	A137 1/4–N02
A137 10–02	A137 10–G02	A137 08–M14 × 1.5	A137 1/4–N03
A137 10–03	A137 10–G03	A137 10–M16 × 1	A137 1/4–N04
A137 10–04	A137 10–G04	A137 10–M16 × 1.5	A137 5/16–N01
A137 12–01	A137 12–G01	A137 08–M16 × 1.5	A137 5/16–N02
A137 12–02	A137 12–G02	A137 10–M18 × 1.5	A137 5/16–N03
A137 12–03	A137 12–G03	A137 12–M18 × 1.5	A137 3/8–N01
A137 12–04	A137 12–G04	A137 14–M18 × 1.5	A137 3/8–N02

Model: A139

型号（直径）/ MODEL(ØD–T)			
R螺纹BSPT	G螺纹BSPP	公制螺纹Metric Size	美制螺纹NPT
A139 04–01	A139 04–G01	A139 04–M5	A139 1/8–U10
A139 04–02	A139 04–G02	A139 04–M6	A139 1/8–N01
A139 06–01	A139 06–G01	A139 06–M5	A139 1/8–N02
A139 06–02	A139 06–G02	A139 06–M6	A139 5/32–U10
A139 06–03	A139 06–G03	A139 06–M8 × 1	A139 5/32–N01
A139 06–04	A139 06–G04	A139 06–M8 × 1.5	A139 5/32–N02
A139 08–01	A139 08–G01	A139 06–M10 × 1	A139 3/16–U10
A139 08–02	A139 08–G02	A139 06–M10 × 1.5	A139 3/16–N01
A139 08–03	A139 08–G03	A139 08–M12 × 1	A139 3/16–N02
A139 08–04	A139 08–G04	A139 08–M12 × 1.5	A139 1/4–N01
A139 10–01	A139 10–G01	A139 08–M14 × 1	A139 1/4–N02
A139 10–02	A139 10–G02	A139 08–M14 × 1.5	A139 1/4–N03
A139 10–03	A139 10–G03	A139 10–M16 × 1	A139 1/4–N04
A139 10–04	A139 10–G04	A139 10–M16 × 1.5	A139 5/16–N01
A139 12–01	A139 12–G01	A139 08–M16 × 1.5	A139 5/16–N02
A139 12–02	A139 12–G02	A139 10–M18 × 1.5	A139 5/16–N03
A139 12–03	A139 12–G03	A139 12–M18 × 1.5	A139 3/8–N01
A139 12–04	A139 12–G04	A139 14–M18 × 1.5	A139 3/8–N02

Model: A142

型号（直径）/ MODEL(ØD–T)			
R螺纹BSPT	G螺纹BSPP	公制螺纹Metric Size	美制螺纹NPT
A142 04–01	A142 04–G01	A142 04–M5	A142 1/8–U10
A142 04–02	A142 04–G02	A142 04–M6	A142 1/8–N01
A142 06–01	A142 06–G01	A142 06–M5	A142 1/8–N02
A142 06–02	A142 06–G02	A142 06–M6	A142 5/32–U10
A142 06–03	A142 06–G03	A142 06–M8 × 1	A142 5/32–N01
A142 06–04	A142 06–G04	A142 06–M8 × 1.5	A142 5/32–N02
A142 08–01	A142 08–G01	A142 06–M10 × 1	A142 3/16–U10
A142 08–02	A142 08–G02	A142 06–M10 × 1.5	A142 3/16–N01
A142 08–03	A142 08–G03	A142 08–M12 × 1	A142 3/16–N02
A142 08–04	A142 08–G04	A142 08–M12 × 1.5	A142 1/4–N01
A142 10–01	A142 10–G01	A142 08–M14 × 1	A142 1/4–N02
A142 10–02	A142 10–G02	A142 08–M14 × 1.5	A142 1/4–N03
A142 10–03	A142 10–G03	A142 10–M16 × 1	A142 1/4–N04
A142 10–04	A142 10–G04	A142 10–M16 × 1.5	A142 5/16–N01
A142 12–01	A142 12–G01	A142 08– M16 × 1.5	A142 5/16–N02
A142 12–02	A142 12–G02	A142 10– M18 × 1.5	A142 5/16–N03
A142 12–03	A142 12–G03	A142 12– M18 × 1.5	A142 3/8–N01
A142 12–04	A142 12–G04	A142 14– M18 × 1.5	A142 3/8–N02

Model: B102

R 螺纹 Tube(Metric)–Thread(R)			G 螺纹 Tube(Metric)–Thread(G)			美制螺纹Tube(inch)–Thread(NPT)		
规格 Mod	管子 ØD(mm)	螺纹 T(BSPT)	规格 Mod	管子 ØD(mm)	螺纹 T(BSPP)	规格 Mod	管子 ØD(inch)	螺纹 T(NPT)
B102 04–M5	4	M5	B102 04–G01	4	G1/8	B102 1/8–U10	1/8	U10
B102 06–M5	6	M5	B102 08–G01	8	G1/8	B102 3/16–U10	3/16	U10
B102 06–01	6	R1/8	B102 08–G02	8	G1/4	B102 3/16–N01	3/16	N1/8
B102 06–02	6	R1/4	B102 08–G03	8	G3/8	B102 3/16–N02	3/16	N1/4
B102 08–01	8	R1/8	B102 10–G02	10	G1/4	B102 1/4–U10	1/4	U10
B102 08–02	8	R1/4	B102 10–G03	10	G3/8	B102 1/4– N01	1/4	N1/8
B102 08–03	8	R3/8	B102 10–G04	10	G1/2	B102 1/4– N02	1/4	N1/4
B102 10–02	10	R1/4	B102 12–G02	12	G1/4	B102 1/4– N03	1/4	N3/8
B102 10–03	10	R3/8	B102 12–G03	12	G3/8	B102 5/16–N01	5/16	N1/8
B102 10–04	10	R1/2	B102 12–G04	12	G1/2	B102 5/16–N02	5/16	N1/4
B102 12–02	12	R1/4	B102 14–G03	14	G3/8	B102 5/16–N03	5/16	N3/8
B102 12–03	12	R3/8	B102 14–G04	14	G1/2	B102 3/8– N02	3/8	N1/4

Model: B103

R 螺纹 Tube(Metric)–Thread(R)			G 螺纹 Tube(Metric)–Thread(G)			美制螺纹Tube(inch)–Thread(NPT)		
规格 Mod	管子 ØD(mm)	螺纹 T(BSPT)	规格 Mod	管子 ØD(mm)	螺纹 T(BSPP)	规格 Mod	管子 ØD(inch)	螺纹 T(NPT)
B103 04–M5	4	M5	B103 04–G01	4	G1/8	B103 1/8–U10	1/8	U10
B103 06–M5	6	M5	B103 08–G01	8	G1/8	B103 3/16–U10	3/16	U10
B103 06–01	6	R1/8	B103 08–G02	8	G1/4	B103 3/16–N01	3/16	N1/8
B103 06–02	6	R1/4	B103 08–G03	8	G3/8	B103 3/16–N02	3/16	N1/4
B103 08–01	8	R1/8	B103 10–G02	10	G1/4	B103 1/4–U10	1/4	U10
B103 08–02	8	R1/4	B103 10–G03	10	G3/8	B103 1/4– N01	1/4	N1/8
B103 08–03	8	R3/8	B103 10–G04	10	G1/2	B103 1/4– N02	1/4	N1/4
B103 10–02	10	R1/4	B103 12–G02	12	G1/4	B103 1/4– N03	1/4	N3/8
B103 10–03	10	R3/8	B103 12–G03	12	G3/8	B103 5/16–N01	5/16	N1/8

Model: B104

R 螺纹 Tube(Metric)–Thread(R)			G 螺纹 Tube(Metric)–Thread(G)			美制螺纹Tube(inch)–Thread(NPT)		
规格 Mod	管子 ØD(mm)	螺纹 T(BSPT)	规格 Mod	管子 ØD(mm)	螺纹 T(BSPP)	规格 Mod	管子 ØD(inch)	螺纹 T(NPT)
B104 04–M5	4	M5	B104 04–G01	4	G1/8	B104 1/8–U10	1/8	U10
B104 06–M5	6	M5	B104 08–G01	8	G1/8	B104 3/16–U10	3/16	U10
B104 06–01	6	R1/8	B104 08–G02	8	G1/4	B104 3/16–N01	3/16	N1/8
B104 06–02	6	R1/4	B104 08–G03	8	G3/8	B104 3/16–N02	3/16	N1/4
B104 08–01	8	R1/8	B104 10–G02	10	G1/4	B104 1/4–U10	1/4	U10
B104 08–02	8	R1/4	B104 10–G03	10	G3/8	B104 1/4– N01	1/4	N1/8
B104 08–03	8	R3/8	B104 10–G04	10	G1/2	B104 1/4– N02	1/4	N1/4
B104 10–02	10	R1/4	B104 12–G02	12	G1/4	B104 1/4– N03	1/4	N3/8
B104 10–03	10	R3/8	B104 12–G03	12	G3/8	B104 5/16–N01	5/16	N1/8
B104 10–04	10	R1/2	B104 12–G04	12	G1/2	B104 5/16–N02	5/16	N1/4
B104 12–02	12	R1/4	B104 14–G03	14	G3/8	B104 5/16–N03	5/16	N3/8

Model: B105

R 螺纹 Tube(Metric)–Thread(R)			G 螺纹 Tube(Metric)–Thread(G)			美制螺纹Tube(inch)–Thread(NPT)		
规格 Mod	管子 ØD(mm)	螺纹 T(BSPT)	规格 Mod	管子 ØD(mm)	螺纹 T(BSPP)	规格 Mod	管子 ØD(inch)	螺纹 T(NPT)
B105 04–M5	4	M5	B105 04–G01	4	G1/8	B105 1/8–U10	1/8	U10
B105 06–M5	6	M5	B105 08–G01	8	G1/8	B105 3/16–U10	3/16	U10
B105 06–01	6	R1/8	B105 08–G02	8	G1/4	B105 3/16–N01	3/16	N1/8
B105 06–02	6	R1/4	B105 08–G03	8	G3/8	B105 3/16–N02	3/16	N1/4
B105 08–01	8	R1/8	B105 10–G02	10	G1/4	B105 1/4–U10	1/4	U10
B105 08–02	8	R1/4	B105 10–G03	10	G3/8	B105 1/4– N01	1/4	N1/8
B105 08–03	8	R3/8	B105 10–G04	10	G1/2	B105 1/4– N02	1/4	N1/4
B105 10–02	10	R1/4	B105 12–G02	12	G1/4	B105 1/4– N03	1/4	N3/8
B105 10–03	10	R3/8	B105 12–G03	12	G3/8	B105 5/16–N01	5/16	N1/8
B105 10–04	10	R1/2	B105 12–G04	12	G1/2	B105 5/16–N02	5/16	N1/4

Model: B111

型号（直径）/ MODEL(ØD)	
管子/ Tube (Metric)	管子/ Tube (Inch)
B111 04	B111 5/32
B111 05	B111 3/16
B111 06	B111 1/4
B111 07	B111 5/16
B111 08	B111 3/8
B111 09	B111 1/2
B111 10	
B111 12	

Model: B113

型号（直径）/ MODEL(ØD)	
管子/ Tube (Metric)	管子/ Tube (Inch)
B113 04	B113 5/32
B113 05	B113 3/16
B113 06	B113 1/4
B113 07	B113 5/16
B113 08	B113 3/8
B113 09	B113 1/2
B113 10	
B113 12	

Model: B114

型号（直径）/ MODEL(ØD)	
管子/ Tube (Metric)	管子/ Tube (Inch)
B114 04	B114 5/32
B114 05	B114 3/16
B114 06	B114 1/4
B114 07	B114 5/16
B114 08	B114 3/8
B114 09	B114 1/2
B114 10	
B114 12	

Model: B506

型号（直径）/ MODEL(ØD)	
管子/ Tube (Metric)	管子/ Tube (Inch)
B506 04	B506 5/32
B506 05	B506 3/16
B506 06	B506 1/4
B506 07	B506 5/16
B506 08	B506 3/8
B506 09	B506 1/2
B506 10	
B506 11	

Model: B507

型号（直径）/ MODEL(ØD)	
管子/ Tube (Metric)	管子/ Tube (Inch)
B507 04	B507 5/32
B507 05	B507 3/16
B507 06	B507 1/4
B507 07	B507 5/16
B507 08	B507 3/8
B507 09	B507 1/2
B507 10	

Model: B301

型号(直径)/ MODEL(ØD)	
管子Tube (Metric)	管子Tube (Inch)
B301 04	B301 5/32
B301 06	B301 3/16
B301 08	B301 1/4
B301 10	B301 5/16
B301 12	B301 3/8

Model: B311

型号(直径)/ MODEL(ØD)		
管子Tube (Metric)		管子Tube (Inch)
B311 04	4	B311 5/32 5/32
B311 06	6	B311 3/16 3/16
B311 08	8	B311 1/4 1/4
B311 10	10	B311 5/16 5/16
B311 12	12	B311 3/8 3/8

Model: B312

型号(直径)/ MODEL(ØD)		
管子Tube (Metric)		管子Tube (Inch)
B312 04	4	B312 5/32 5/32
B312 06	6	B312 3/16 3/16
B312 08	8	B312 1/4 1/4
B312 10	10	B312 5/16 5/16
B312 12	12	B312 3/8 3/8

Model: B402

型号（直径）/ MODEL(ØD)
1/8
1/4
3/8
1/2
3/4

Model: B404

型号（直径）/ MODEL(ØD)
M5 — 1/8
1/8 — 1/4
1/8 — 3/8
1/4 — 1/2
3/8 — 1/2

Model: B410

型号（直径）/ MODEL(ØD)
1/8 — M5
1/4 — 1/8
3/8 — 1/8
1/2 — 1/8
3/8 — 1/4
1/2 — 1/4
1/2 — 3/8

Model: B412

型号（直径）/ MODEL(ØD)
M5
1/8
1/4
3/8
1/2

Model: B417

型号（直径）/ MODEL(ØD)
1/8
1/4
3/8
1/2

Model: B418

型号(直径)/ MODEL(ØD)
1/8
1/4
3/8
1/2

Model: B420

型号(直径)/ MODEL(ØD)
1/8
1/4
3/8
1/2

Model: B424

型号(直径)/ MODEL(ØD)
1/8
1/4
3/8
1/2

Confidence comes from quality
Specialty creates estate brand

ANGRICHT

制动接头 / Air brake fitting

HOSE BARB

Model: B432

R 螺纹 Tube(Metric)–Thread(R)

规格 Mod	管子 ØD(mm)	螺纹 T(BSPT)
B432 02–M5	2	GM5
B432 04–M5	4	GM5
B432 08–1/8	8	G1/8
B432 09–1/8	9	G1/8
B432 12–1/4	12	G1/4
B432 12–1/2	12	G1/2

Model: B434

型号（直径）/ MODEL(ØD)

管子/ Tube (Metric)	管子/ Tube (Inch)
B434 04	B434 5/32
B434 05	B434 3/16
B434 06	B434 1/4
B434 07	B434 5/16
B434 08	B434 3/8
B434 10	B434 1/2
B434 12	

Model: B435

型号（直径）/ MODEL(ØD)

管子/ Tube (Metric)	管子/ Tube (Inch)
B435 04	B435 5/32
B435 05	B435 3/16
B435 06	B435 1/4
B435 07	B435 5/16
B435 08	B435 3/8
B435 10	B435 1/2
B435 12	

Model: B436

型号（直径）/ MODEL(ØD)

管子/ Tube (Metric)	管子/ Tube (Inch)
B436 04	B436 5/32
B436 05	B436 3/16
B436 06	B436 1/4
B436 07	B436 5/16
B436 08	B436 3/8
B436 10	B436 1/2
B436 12	

Model: B450

MODEL

1/4x1/4
3/8x1/4
1/2x3/8
1/2x1/2
3/4x3/4

Model: B451

MODEL

1/8x1/8	1/4x1/2	3/8x1/2
1/8x1/4	5/16x1/8	1/2x1/4
3/16x1/8	5/16x1/4	1/2x3/8
3/16x1/4	5/16x3/8	1/2x1/2
1/4x1/8	3/8x1/8	
1/4x1/4	3/8x1/4	
1/4x3/8	3/8x3/8	

Model: B452

MODEL

1/4x1/8
1/4x1/4
3/8x3/8
1/2x3/8
1/2x1/2

Model: B453

MODEL

3/16x1/8	3/8x1/4	3/4x1/2
1/4x1/8	3/8x3/8	3/4x3/4
1/4x1/4	3/8x1/2	
1/4x3/8	1/2x1/4	
5/6x1/8	1/2x3/8	
5/16x1/4	1/2x1/2	
5/16x3/8	5/8x3/8	
3/8x1/8	5/8x1/2	

Model:B454

MODEL

3/8x3/8	1"x3/4
1/2x1/4	1"x1"
1/2x3/8	
1/2x1/2	
5/8x3/8	
5/8x1/2	
3/4x1/2	
3/4x3/4	

Model: B455

MODEL

3/16x1/8	3/8x1/2
1/4x1/8	1/2x3/8
1/4x1/4	1/2x1/2
1/4x3/8	
5/16x1/4	
5/16x3/8	
3/8x1/4	
3/8x3/8	

Model: B456

MODEL

1/4x1/8
1/4x1/4
3/8x1/4
1/4x1/4
3/8x1/4

Model: B457

MODEL

1/4x1/8	1/2x1/2
1/4x1/4	
5/16x1/8	
3/8x1/8	
3/8x1/4	
3/8x3/8	
1/2x1/4	
1/2x3/8	

Model:B458

MODEL

3/16
1/4
5/16
3/8
1/2
5/8
3/4

Model: B459

MODEL

3/16
1/4
5/16
3/8
1/2
5/8
3/4

Model: B460

MODEL

3/16
1/4
5/16
3/8
1/2
5/8
3/4

Model: B469

MODEL

5/32x1/8
1/4x1/16
1/4x1/8
1/4x1/4
3/8x1/8
3/8x1/4
1/2x1/4
1/2x1/8

TRUCK FITTINGS

Model: B317

As yout drawing

MODEL
2 x 12 x 9 Horturm 2 x 8 x 6 Horturm

Model: B318

MODEL
6x4 8x6 10x7 12x9 14x10 15x12 16x12

Model: B319

MODEL
6x4 8x6 10x7 12x9 14x10 15x12 16x12

Model: B320

MODEL
12x9–6x4 8x6–8x6 12x9–8x6 16x12–10x8 12x9–6x4 12x9–12x9

Model: B329

MODEL
M10x1 M16x1.5 M22X1.5

Model: B448

MODEL
M10x1 M16x1.5 M22x1.5

Model: B449

MODEL
3/8 1/2 5/8

Model: B321

MODEL	
4–M10x1	6–M10x1
4–M12x1.5	8–M12x1.5
4–M14x1.5	10–M16x1.5
4–M16x1.5	12–M22x1.5

Model: B322

MODEL	
4–M10x1	6–M10x1
4–M12x1.5	8–M12x1.5
4–M14x1.5	10–M16x1.5
4–M16x1.5	12–M22x1.5

Model: B323

MODEL	
4x2	10x8
6x4	11x8
8x6	12x9
9x6	15x12
10x7	16x12
	18x14

Model: B346

MODEL	
8-M10x1	10-M12x1.5
8-M10x1.25	10-M16x1.5
8-M12x1.5	10-M22x1.5
8-M16x1.5	
8-M22x1.5	
10-M10x1	
10-M10x1.25	

Model: B347

MODEL	
8-M10x1	10-M12x1.5
8-M10x1.25	10-M16x1.5
8-M12x1.5	10-M22x1.5
8-M16x1.5	
8-M22x1.5	
10-M10x1	
10-M10x1.25	

Model: B348

MODEL	
8-M10x1	10-M12x1.5
8-M10x1.25	10-M16x1.5
8-M12x1.5	10-M22x1.5
8-M16x1.5	
8-M22x1.5	
10-M10x1	
10-M10x1.25	

Model: B331

MODEL		
6–M10x1	8–M16x1.5	12–M16x1.5
6–M10x1	8–M22x1.5	12–M22x1.5
6–M12x1.5	10–M12x1.5	15–M16x1.5
6–M14x1.5	10–M16x1.5	15–M22x1.5
6–M16x1.5	10–M18x1.5	16–M22x1.5
8–M10x1	10–M22x1.5	18–M22x1.5
8–M12x1.5	12–M12x1.5	
8–M14x1.5	12–M14x1.5	

Model: B334

MODEL
Ø 4 Ø 10 Ø 12 Ø 14 Ø 16

Model: B336

MODEL
Ø 4 Ø 10 Ø 12 Ø 14 Ø 16

SHOCK ABSORBER ADAPTER

Model: B337

MODEL
4–M8 6–M10 4–M8L 6–M10L

Model: B338

MODEL
4–M8 4–M8L

Model: B346

MODEL
M8

Model: B447

MODEL
Ø 6 Ø 1/4

Model: B339

MODEL
M8

Model: B341

MODEL
Ø 4 Ø 3/16 Ø 6 Ø 1/4

Model: B348

MODEL
M8

Model: B345

MODEL
Ø 4 Ø 6 Ø 10 Ø 12 Ø 14 Ø 16

Model: B332

MODEL
6–R1/8 6–R1/4 8–R1/8 8–R1/4

Model: B343

MODEL
Ø 6 Ø 8 Ø 10

Model: B447

MODEL
4 6 8 10

Model: B442

MODEL
4 6 8 10

PIPE FITTING

Model: B439

MODEL
1/4 3/8 1/2

Model: B440

MODEL
1/4 3/8 1/2

Model: B441

MODEL	PIPE
1/4	1/8
1/4	1/4
3/8	1/4
3/8	3/8
3/8	1/2
1/2	1/4
1/2	3/8
1/2	1/2

Model: B460

MODEL
1/8 1/4 3/8 1/2

Model: B461

MODEL
1/8x1/8
1/4x1/4
3/8x3/8
1/2x1/2
3/4x3/4

Model:B462

MODEL
1/8x1/8
1/4x1/4
3/8x3/8
1/2x1/2
3/4x3/4

Model: B463

MODEL
1/8x1/8
1/4x1/4
3/8x3/8
1/2x1/2
3/4x3/4

Model: B464

MODEL
1/8
1/5
3/8
1/2
3/4

Model: B465

MODEL
1/8
1/4
3/8
1/2

Model:B466

MODEL
1/2x1/4

Model: B467

MODEL
1/8
1/4
3/8
1/2
3/4

Model: B468

MODEL
1/8
1/4
3/8
1/2
3/4

• DOT PUSH IN

Model: B601

MODEL
1/4
3/8
1/2
5/8
3/4

Model: B602

MODEL
1/4
3/8
1/2
5/8

Model: B603

MODEL	PIPE
1/4	1/8
1/4	1/4
3/8	1/4
3/8	3/8
3/8	1/2
1/2	1/4
1/2	3/8
1/2	1/2

Model: B604

MODEL	PIPE
5/32x1/16	3/8x3/8
1/4x1/16	3/8x1/2
1/4x1/8	1/2x1/4
1/4x1/4	1/2x3/8
1/4x3/8	1/2x1/2
3/8x1/8	5/8x3/8
3/8x1/4	5/8x1/2

Model: B605

MODEL
5/32
1/4
5/16
3/8
1/2
5/8

Model: B606

MODEL
5/32
1/4
5/16
3/8
1/2
5/8

Model: B607

MODEL	PIPE	MODEL	PIPE
1/4	1/8	3/8	3/8
1/4	1/4	3/8	1/2
1/4	3/8	1/2	1/4
1/4	1/2	1/2	3/8
3/8	1/8	1/2	1/2
3/8	1/4		

Model: B608

MODEL	PIPE	MODEL	PIPE
1/4	1/8	3/8	3/8
1/4	1/4	3/8	1/2
1/4	3/8	1/2	1/4
1/4	1/2	1/2	3/8
3/8	1/8	1/2	1/2
3/8	1/4		

Model: B609

MODEL	PIPE
1/4	1/8
1/4	1/4
1/4	3/8
3/8	1/4
3/8	3/8
3/8	1/2
1/2	1/2

Model: B610

MODEL	PIPE
1/4	1/8
1/4	1/4
3/8	1/4
3/8	3/8
1/2	3/8
1/2	1/2

Model: B611

MODEL	PIPE
1/4	1/8
1/4	1/4
3/8	1/4
3/8	3/8
1/2	1/2

Model: B612

MODEL	PIPE
1/4	1/8
1/4	1/4
3/8	1/4
3/8	3/8
3/8	1/2
1/2	1/4
1/2	3/8
1/2	1/2

• DOT AIR BRAKE COPPER TUBING

Model: B613

MODEL	
1/8	5/8
3/16	3/4
1/4	
5/16	
3/8	
7/16	
1/2	

Model: B614

MODEL
3/16
1/4
5/16
3/8
1/2
5/8
3/4

Model: B615

MODEL	
1/8	5/8
3/16	3/4
1/4	
5/16	
3/8	
7/16	
1/2	

Model: B617

MODEL
1/4
3/8
1/2
5/8
3/4
1''

Model: B618

MODEL	PIPE	MODEL	PIPE
5/32	1/8	5/16	1/4
5/32	1/4	3/8	3/8
1/4	3/8	3/8	1/2
1/4	1/8	3/8	3/8
1/4	1/4	3/8	1/2
1/4	3/8	1/2	1/2
5/16	1/2	1/2	3/4

Model: B619

MODEL	PIPE	MODEL	PIPE
1/4	1/8	1/2	1/4
1/4	1/4	1/2	1/2
1/4	3/8	5/8	3/8
3/8	1/8	5/8	1/2
3/8	1/4	5/8	3/4
3/8	3/8	3/4	1/2
3/8	1/2	1/2	3/4

Model: B620

MODEL	PIPE	MODEL	PIPE
1/4	1/8	1/2	1/2
1/4	1/4	5/8	3/8
3/8	1/8	5/8	1/2
3/8	1/4		
3/8	3/8		
3/8	1/2		
1/2	3/8		

Model: B621

MODEL	PIPE	MODEL	PIPE
1/4	1/8	3/8	1/2
1/4	1/4	1/2	1/4
1/4	3/8	1/2	3/8
3/8	1/8	1/2	1/2
3/8	1/4	5/8	3/8
3/8	3/8	5/8	1/2
3/4	1/2		
3/4	3/4		

Model: B622

MODEL
1/4
3/8
1/2
5/8

Model: B623

MODEL
1/4
3/8
1/2
5/8

Model: B624

MODEL	PIPE
1/4	1/8
1/4	1/4
3/8	1/4
3/8	3/8
1/2	3/8
1/2	1/2

Model: B625

MODEL	PIPE
1/4	1/8
1/4	1/4
3/8	1/8
3/8	1/4
3/8	3/8
1/2	3/8

COMPRESSION FITTING

Model: B616

MODEL	
1/8	5/8
3/16	3/4
1/4	
5/16	
3/8	
7/16	
1/2	

Model: B626

MODEL	PIPE	MODEL	PIPE
3/16	1/8	3/8	1/4
1/4	1/8	3/8	3/8
1/4	1/4	1/2	1/4
3/8	1/8	1/2	3/8
/3/8	1/4		
5/16	1/8		
5/16	1/4		

Model: B627

MODEL	
1/8	1/4 X 1/4 X 3/8
3/16	1/4 X 3/8 X 1/4
1/4	3/8 X 3/8 X 1/4
5/16	1/2 X 1/2 X 3/8
3/8	5/8 X 5/8 X 1/2
1/2	
5/8	

Model: B628

MODEL	
3/16 X 1/8	1/2 X 3/8
1/4 X 1/8	1/2 X 1/2
1/4 X 1/4	5/8 X 1/2
5/6 X 1/8	
5/16 X 1/4	
3/8 X 1/8	
3/8 X 3/8	

Model: B629

MODEL	
3/16	3/8 X1/4
1/4	1/2 X 3/8
5/16	
3/8	
1/2	
5/8	
3/4	

Model: B630

MODEL	PIPE
1/4	1/8
1/4	1/4
3/8	1/8
3/8	1/4
3/8	3/8
1/2	3/8
1/2	1/2

Model: B631

MODEL		
1/8x1/8	3/8x1/2	1/2x3/8
3/16x1/8	1/2x1/4	1/2x1/2
3/16x1/4	5/16x1/4	1/2x3/4
1/4x1/8	5/16x3/8	5/8x3/8
1/4x1/4	5/16x1/2	5/8x2/1
1/4x3/8	3/8x1/8	3/4x1/2
1/4x1/2	3/8x1/4	3/4x3/4
5/16x1/8	3/8x3/8	

Model: B632

MODEL	
3/16 X 1/8	1/2 X 3/8
1/4 X 1/8	1/2 X 1/2
1/4 X 1/4	5/8 X 1/2
5/6 X 1/8	
5/16 X 1/4	
3/8 X 1/8	
3/8 X 3/8	

Model: B633

MODEL	
3/16x1/8	3/8x3/8
1/4x1/8	1/2x3/8
1/4x1/4	1/2x1/2
5/16x1/8	
5/16x1/4	
3/8x1/8	
3/8x1/4	

Model: B634

MODEL		
1/8x1/8	5/16x1/4	1/2x1/2
3/16x1/8	5/16x3/8	1/2x3/4
3/16x1/4	3/8x1/8	5/8x3/8
1/4x1/8	3/8x1/4	5/8x1/2
1/4x1/4	3/8x3/8	3/4x1/2
1/4x3/8	3/8x1/2	3/4x3/4
1/4x1/2	1/2x1/4	
5/16x1/8	1/2x3/8	

Model: B635

MODEL	PIPE	MODEL	PIPE
1/4	1/8	1/2	3/8
1/4	1/4	1/2	1/2
3/8	1/8	5/8	3/8
3/8	1/4	5/8	1/2
3/8	3/8		

Model: B636

MODEL	
1/8	1/4 X 3/16
3/16	5/16 X1/4
1/4	3/8 X 1/4
3/8	3/8 X 5/16
1/2	1/2 X 3/8
5/8	5/8 X 3/8
3/4	5/8 X1/2

AIR BRAKE COPPER TUBING

Model: B701

MODEL
1/4x1/4
3/8x1/4
3/8x3/8
1/2x1/2
5/8x1/2
3/4x3/4

Model: B702

MODEL	
1/4x1/4	3/4x3/4
1/4x5/16	
5/16x5/16	
3/8x1/4	
3/8x3/8	
1/2x1/2	
5/8x5/8	

Model: B703

MODEL	
1/4x1/4	1/2x3/8
1/4x5/16	1/2x1/2
1/4x3/8	5/8x5/8
5/16x5/16	3/4x3/4
5/16x3/8	
3/8x3/8	
3/8x1/2	

Model: B704

MODEL		
1/4x1/8	3/8x3/8	5/8x1/2
1/4x1/4	3/8x1/2	3/4x1/2
1/4x3/8	1/2x1/4	3/4x3/4
5/16x1/8	1/2x3/8	
5/16x1/4	1/2x1/2	
3/8x1/8	1/2x3/4	
3/8x1/4	5/8x3/8	

Model: B705

MODEL		
1/4x1/8	3/8x3/8	5/8x1/2
1/4x1/4	3/8x1/2	3/4x1/2
1/4x3/8	1/2x1/4	3/4x3/4
5/16x1/8	1/2x3/8	
5/16x1/4	1/2x1/2	
3/8x1/8	1/2x3/4	
3/8x1/4	5/8x3/8	

Model: B706

MODEL
1/4x1/4
1/4x5/16
3/8x5/16
3/8x1/2
1/2x1/2
1/2x5/8
5/8x5/8

Model: B707

MODEL	
1/4x3/16	3/4x3/4
1/4x1/4	
1/4x5/16	
5/16x5/16	
3/8x3/8	
1/2x1/2	
1/2x5/8	

Model: B708

MODEL
1/4
5/16
3/8
1/2
5/8
3/4
1”

OTHERS

Model: B313

型号(直径)/ Mod(ØD)

规格 Mod	d1	d2	l	L
B313 04	7.8	3	1	8
B313 06	7.8	4.5	1	7
B313 08	10.8	7	1.5	9
B313 10	13.8	9	1.5	11.5
B313 12	16.8	11	2	14

Model: B314

型号(直径)/ Mod(ØD)

规格Mod	d	d3	d4	L
B314 04	4	3	5	12
B314 06	6	5	7	13
B314 08	8	7	9	14
B314 10	10	9	11	16
B314 12	12	11	13	18

Model: B316

MODEL
M12x1.5–M12x1.5–M12x1.5
M16x1.5–M16x1.5–M16x1.5
M16x1.5–M16x1.5–M12x1.5
M16x1.5–M16x1.5–M18x1.5
M16x1.5–M16x1.5–M22x1.5

Model: B325

MODEL
M22X1.5
1/ 2

Model: B326

MODEL
1/2NTP
M22

Model: B327

MODEL
M16x1.5–M12X1.5
M16x1.5–M16X1.5
M16x1.5–M22X1.5

Model: B328

MODEL	
4–1/8	8–1/4
4–1/4	10–1/8
6–1/8	10–3/8
6–1/4	12–1/4
8–1/8	12–3/8

Model: B350

MODEL	
1/8	5/16x1/4
3/16	3/8x1/4
1/4	3/8x5/16
5/16	1/2x1/4
3/8	1/2x3/8
1/2	5/8x3/8
5/8	5/8x1/2
3/4	

Model: B351

MODEL	
1/8	3/8x1/4
3/16	1/2x3/8
1/4	5/8x1/2
5/16	
3/8	
1/2	
5/8	
3/4	

Model: B352

MODEL		
1/8x1/8	5/16x3/8	1/2x3/4
3/16x1/8	3/8x1/8	5/8x3/8
1/4x1/8	3/8x1/4	5/8x1/2
1/4x1/4	3/8x3/8	5/8x3/4
1/4x3/8	3/8x1/2	3/4x1/2
1/4x1/2	1/2x1/4	3/4x3/4
5/16x1/8	1/2x3/8	
5/16x1/4	1/2x1/2	

Model: B353

MODEL
1/8
3/16
1/4
5/16
3/8
1/2
5/8
3/4

Model: B354

MODEL
3/1
1/4
5/16
3/8
1/2
5/8
3/4

- D.O.T AIR BRAKE HOSEE/ENDS

Model: B701

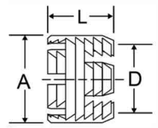

PART#	TUBE SIZE	A	D	L
B701-6	3/8	.90	.78	.69
B702-8	1/2	1.03	.92	.69

Model: B702

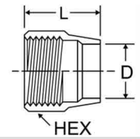

PART#	TUBE SIZE	A	D	L
B702-6	3/8	1-1/16	.80	1.12
B702-8	1/2	1-1/4	.92	1.12

Model: B703

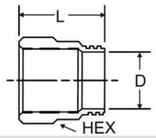

PART#	TUBE SIZE	C	D	L
B703-6	3/8	1-1/16	.80	1.22
B703-8	1/2	1-1/4	.92	1.19

Model: B704

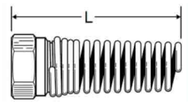

PART#	TUBE SIZE	L
B704-6	3/8	1.22
B704-8	1/2	1.19

Model: B705

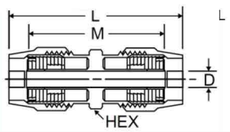

PART#	TUBE SIZE	C	D	M
B705-6	3/8	1-1/16	.281	2.56
B705-8	1/2	1-1/4	.390	2.55

Model: B706

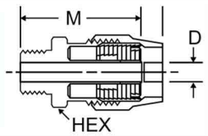

PART#	TUBE × NPTF	C	D	M
B706-6B	3/8×1/4	31/32	.281	1.91
B706-6C	3/8×3/8	31/32	.281	1.91
B706-6D	3/8×1/2	31/32	.281	2.06
B706-8C	1/2×3/8	1-1/8	.390	1.91
B706-8D	1/2×1/2	1-1/8	.390	2.07

Model: B707

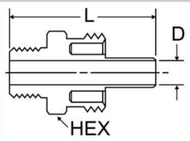

PART#	TUBE × NPTF	C	D	M
B707-6B	3/8×1/4	31/32	.281	1.91
B707-6C	3/8×3/8	31/32	.281	1.91
B707-6D	3/8×1/2	31/32	.281	2.06
B707-8C	1/2×3/8	1-1/8	.390	1.91
B707-8D	1/2×1/2	1-1/8	.390	2.07

Model: B708

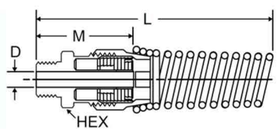

PART#	TUBE × NPTF	C	D	M
B708-6B	3/8×1/4	31/32	.312	1.91
B708-6C	3/8×3/8	31/32	.438	1.91
B708-6D	3/8×1/2	31/32	.562	2.06
B708-8C	1/2×3/8	1-1/8	.438	1.91
B708-8D	1/2×1/2	1-1/8	.562	2.07

Model: B709

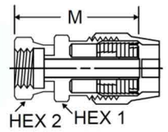

PART#	TUBE × NPTF	C	C2	M
B709-6	3/8×3/4-20	31/32	7/8	1.96
B709-8	1/2×7/8-20	1-1/8	1"	2.10

Model: B710

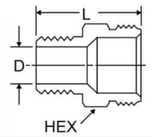

PART#	TUBE × NPTF	C	D	M
B710-6B	3/8×1/4	3/4	.312	1.14
B710-6C	3/8×3/8	3/4	.438	1.14
B710-6D	3/8×1/2	3/4	.562	1.37
B710-8C	1/2×3/8	7/8	.438	1.26
B710-8D	1/2×1/2	7/8	.562	1.38

铁接头 / STEEL FITTING

Model: C207

EURO-UNVERSAL TYPE
FEMALE COUPLER

MODEL

P/N	L	ØD	L1	SW	FT
C207-2SF	53	Ø22	21	19	1/4"
C207-3SF	54	Ø22	22	20	3/8"
C207-4SF	56.5	Ø22	24.5	25	1/2"

Model: C208

EURO-UNVERSAL TYPE
MALE COUPLER

MODEL

P/N	L	ØD	L1	SW	MT
C208-2SM	53.5	Ø22	10.5	19	1/4"
C208-3SM	54	Ø22	11	19	3/8"
C208-4SM	57.5	Ø22	13.5	21	1/2"

Model: C209

EURO-UNVERSAL TYPE
COUPLER W/HOSE BARB

MODEL

P/N	L	ØD	L1	SW	ØH
C209-2SH	59	Ø22	16	19	Ø6.35
C209-3SH	61	Ø22	18	19	Ø8
C209-4SH	63	Ø22	20	19	Ø10

Model: C210

EURO-UNVERSAL TYPE
COUPLER W/HOSE BARB

MODEL

P/N	L	ØD	L1	SW	ØH
C210-2SH	59	Ø22	16	19	Ø6.35
C210-3SH	61	Ø22	18	19	Ø8
C210-4SH	63	Ø22	20	19	Ø10

Model: C212

INDUSTRIAL TYPE(MILTON TYPE) & ONE TOUCH TYPE
FEMALE COUPLER

MODEL

P/N	L	ØD	L1	SW	FT
C212-2PF	36.5	Ø7.9	13.5	16	1/4"
C212-3PF	38	Ø7.9	15	20	3/8"
C212-4PF	41	Ø7.9	18	25	1/2"

Model: C213

INDUSTRIAL TYPE(MILTON TYPE) & ONE TOUCH TYPE
MALE COUPLER

MODEL

P/N	L	ØD	L1	SW	MT
C213-2PM	38.5	Ø7.9	10.5	14	1/4"
C213-3PM	40	Ø7.9	11	17	3/8"
C213-4PM	43.5	Ø7.9	13.5	21	1/2"

Model: C214

INDUSTRIAL TYPE(MILTON TYPE) & ONE TOUCH TYPE
PLUG W/HOSE BARB

MODEL

P/N	L	ØD	L1	SW	ØH
C214-2PH	43	Ø7.9	16	Ø13	Ø6.35
C214-3PH	45	Ø7.9	18	Ø13	Ø8
C214-4PH	48	Ø7.9	20	Ø13	Ø10

Model: K132

MODEL

6MM
8MM

Model: J101

MODEL

M18 x 1,5 / M18 x 1,5
M22 x 1,5 / M22 x 1,5

Model: J102

MODEL

J102 04
J102 06
J102 08
J102 10
J102 12

Model: J103

MODEL

M16

Model: J108

MODEL

J108 04
J108 06
J108 08
J108 10
J108 12

Model: J109

MODEL

J109 M04
J109 M06
J109 M08
J109 M10
J109 M12
J109 M15

Model: J112

MODEL

Ø10 / M12x1.5
Ø 10 / M16x1.5
Ø 10 / M22x1.5
Ø 12 / M12x1.5
Ø 12 / M22x1.5
Ø 15 / M12x1.5
Ø 6 / M12x1.5
Ø 6 / M14x1.5
Ø 6 / M16x1.5
Ø 6 / M22x1.5
Ø 8 / M14x1.5
Ø 8 / M16x1.5
Ø 8 / M22x1.5

Model: J113

MODEL

M12x1.5
M14x1.5
M16x1.5
M18x1.5
M22x1.5
M30x1.5

Model: J114

MODEL

Ø10 / 7,5 x 16 x 9 / din3867
Ø15 / 12,5 x 20 x 9 / din3867
Ø16 / 13,5 x 20 x 9 / din3867
Ø18 / 15,5 x 24 x 9 / din3867

Model: J115

MODEL

M14x1.5
M18x1.5
M22x1.5

Model: J116

MODEL

M14x1.5
M16x1.5
M22x1.5

Model: J117

MODEL

M18x1.5
M22x1.5

Model: J118

MODEL

M22x1,5 / Ø 15 / M22x1,5 x 34 / Ø 15 / 54
M22x1,5 / Ø 16 / M22x1,5 x 34 / Ø 16 / 54

Model: J119

MODEL

M12x1.5
M14x1.5
M16x1.5
M18x1.5
M22x1.5

Model: J120

MODEL

M12x1.5
M14x1.5
M16x1.5
M18x1.5
M22x1.5

Model: J121

MODEL

M12x1.5
M14x1.5
M16x1.5
M18x1.5
M22x1.5

Model: J122

MODEL

M12x1.5
M14x1.5
M16x1.5
M18x1.5
M22x1.5

Model: J126

MODEL

M14x1.5,M14x1.5
M16x1.5,M16x1.5
M22x1.5,M18x1.5

Model: J127

MODEL

22x1.5,22x1.5
22x1.5,18x1.5
22x1.5,16x1.5
22x1.5,14x1.5
22x1.5,12x1.5
18x1.5,18x1.5
18x1.5,16x1.5
18x1.5,14x1.5
18x1.5,12x1.5
16x1.5,16x1.5
16x1.5,14x1.5
16x1.5,12x1.5
14x1.5,14x1.5
14x1.5,12x1.5
12x1.5,12x1.5

Model: J105

MODEL

M16x1.5 KM
M22x1.5 BM

Model: J129

MODEL

M16x1.5,M16x1.5
M18x1.5,M18x1.5
M22x1.5,M20x1.5

Model: J130

MODEL

M16x1.5,M18x1.5
M16x1.5,M16x1.5
M14x1.5,M14x1,5
M12x1.5,M18x1.5
M18x1.5,M18x1.5
M22x1.5,M22x1.5

Model: J131

MODEL

16x12/10/08/06
14x10/08
12x12/10/08
10x08/06

Model: J132

MODEL

M22X1.5
1/ 2

Model: J135

MODEL

1/4
3/8

Model: J136

MODEL
1/4 3/8

Model: J137

MODEL
6m 8m 10m 12m

Model: J138

MODEL
6m 8m 10m 12m

Model: J139

MODEL
6m 8m 10m 12m

Model: J140

MODEL
1/4 3/8

Model: J141

MODEL
1/4 3/8

Model: J142

MODEL
Ø 6m Ø 8m Ø 10m Ø 12m

Model: J143

MODEL
M16X1.5 M22X1.5 R1/2 NPT1/2

Model: J144

MODEL
M18 x 1,5 M22 x 1,5 x Ø10 M22 x 1,5 x Ø15

Model: J145

MODEL
M22 x 1,5 x Ø10 M22 x 1,5 x Ø15

Model: J146

MODEL
Ø 8 Ø10 Ø 12 Ø 15 M18 x 1.5 M22 x 1.5 x Ø12 M22 x 1.5 x Ø10 M22 x 1.5 x Ø15

Model: J147

MODEL
M12x1,5 M14x1,5 M16x1,5 M18x1,5 M22x1,5

Model: J148

MODEL
M12x1,5 M14x1,5 M16x1,5 M18x1,5 M22x1,5

Model: J149

MODEL
M12x1,5 M14x1,5 M16x1,5 M18x1,5 M22x1,5

Model: J150

MODEL
M12x1,5 M14x1,5 M16x1,5 M18x1,5 M22x1,5

Model: J151

MODEL
M12x1,5 M14x1,5 M16x1,5 M18x1,5 M22x1,5

Model: J152

MODEL
M22 x 1,5 x Ø 15 M12x1,5 M14x1,5 M16x1,5

Model: J153

MODEL
M12x1,5 M14x1,5 M16x1,5 M22x1,5

Model: J154

MODEL
M22 x 1,5 x Ø 15 M12x1,5 M14x1,5 M16x1,5

Model: J155

MODEL
M22 x 1,5 x Ø 15

Model: J156

MODEL
M16x1,5

Model: J157

MODEL
M12x1.5x6 M14x1.5x6 M16x1.5x6 M18x1.5x6 M22x1.5x8 M26x1.5x8

Model: J158

MODEL	
M10 x 1,0 x 30 M12 x 1,5 x 38 M14 x 1,5 x 42 M16 x 1,5 x 46 M8 x 1,0 x 27 M10 x 1,0 x 19	M12 x 1,5 x 24 M14 x 1,5 x 26 M16 x 1,5 x 28 M18 x 1,5 x 32 M22 x 1,5 x 39 M8 x 1,0 x 17

Model: J159

MODEL	
M10 x 1,0 x 30 M12 x 1,5 x 38 M14 x 1,5 x 42 M16 x 1,5 x 46 M8 x 1,0 x 27 M10 x 1,0 x 19	M12 x 1,5 x 24 M14 x 1,5 x 26 M16 x 1,5 x 28 M18 x 1,5 x 32 M22 x 1,5 x 39 M8 x 1,0 x 17

Model: J160

MODEL
M16 x 1,5 x 11 M22 x 1,5 x 12

Model: J162

MODEL
M6 M8

Model: J163

MODEL
M16 x 1,5 x 11 M18 x 1,5 x 34

Model: J201

MODEL
M12x1,5 M14x1,5 M16x1,5 M22x1,5

Model: J204

MODEL
M16x1,5

Model: J205

MODEL
M12x1.5x6 M14x1.5x6 M16x1.5x6 M18x1.5x6 M22x1.5x8 M26x1.5x8

Model: J208

MODEL	
M10 x 1,0 x 30 M12 x 1,5 x 38 M14 x 1,5 x 42 M16 x 1,5 x 46 M8 x 1,0 x 27 M10 x 1,0 x 19	M12 x 1,5 x 24 M14 x 1,5 x 26 M16 x 1,5 x 28 M18 x 1,5 x 32 M22 x 1,5 x 39 M8 x 1,0 x 17

Model: J209

MODEL	
M10 x 1,0 x 30 M12 x 1,5 x 38 M14 x 1,5 x 42 M16 x 1,5 x 46 M8 x 1,0 x 27 M10 x 1,0 x 19	M12 x 1,5 x 24 M14 x 1,5 x 26 M16 x 1,5 x 28 M18 x 1,5 x 32 M22 x 1,5 x 39 M8 x 1,0 x 17

Model: Q101 塑料快速接头/阳接头/软管接头 Plustic hose connector

燃油管连接端，可根据客户燃油管内径选择合适的杉树外径。
The OD of fir tree at the endform connecting to the hose can be selected according to custoemr's hose ID.

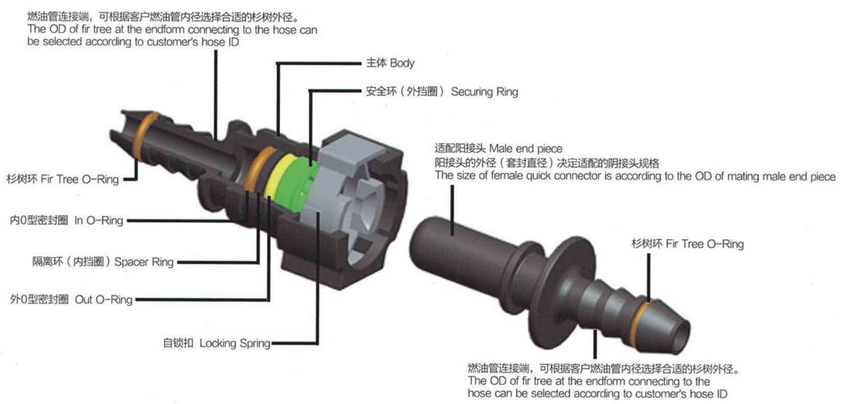

快速接头链接、拆卸操方法
Quick conneteor assembly &disassembly operations method:

快速接头由连接器壳体、内O形圈、隔离环、外O形圈、安全环、自锁扣组成，当另一管路适配器（阳接头）插入接头中，由于自锁扣具有一定 的弹性，配合卡扣扣件可将两个接头连接在一起，然后回拉，确保安装到位，这样快速接头才起到作用。维修拆卸时只要先推进阳接头然后按住自锁扣两 端的卡扣按钮，使自锁扣中间扩张，就可轻松拔出接头，重新接上前应使用SAE30号重油润滑。

ANGRICHT quick connector is made up of body, in O-ring, spacer ring, out O-ring, securing ring and locking spring. Insert the mating tube end piece to connector, due to the function of flexible locking spring and snap fastener, they are joined together, then pull back to assure a complete connection so that quick connect coupling can work well. While in disassembly, firstly push in male end piece, then press locking spring ends till expansion from the middle, the connector can be easily pulled out. Lubricated with SAE30-weight oil before re-connecting.

安全性 Security

快速接头采用双密封圈径向密封结构，内O型圈采用改性橡胶，主要针对流体各项物理、化学性能定制，防止老化、腐蚀、溶胀等；外O型圈有 中间体隔离环隔开，使两密封圈有相应的活动空间，不发生橡胶基体粘结，外O型圈采用合成橡胶，增强机械性能，防止空气老化。密封圈及隔离环 通过安全环的弹性卡口装置牢牢固定在壳体中，不会产生密封圈脱落、移位等现象，极大的保证了密封的安全性。

Quick connector adopts double seal ring radial sealing structure. In O-ring is made of modified rubber which is custom -made to suit fluid physical and chemical properties to prevent from aging, corrosion and swelling. Out O-ring is separated by spacer ring for corresponding activity space between the two sealing rings to avoid rubber substrate bonding. Out O-ring is made of synthetic rubber which increases mechanical properties to prevent from air aging. Both O-rings and spacer ring are firmly fixed on the body through elastic bayonet of securing ring. No sealing ring drop or displacement phenomenon occurs to greatly guarantee the security of seal.

快速接头的工作环境
Quick connector working environment

1、汽油和柴油输送系统，或甲醇、乙醇输送系统，或其蒸汽排放或挥发逸散控制系统。
1、Gasoline and diesel fuel delivery systems, ethanol and methanol delivery systems or their vapor venting or evaporative emission control systems.
2、工作压力500kpa、5bar、(72psig)
2、Operating pressure 500kpa, 5bar, (72psig)
3、工作真空度-50kpa、-0.55bar、(-7.2psig)
3、Operating vacuum -50kpa, _0.55bar，（-7.2psig)
4、工作温度范围-40℃(-40℉)至115℃ (239℉)，短时间 150℃
4、Operating temperatures from -40℃ (-40℉) to 115℃ (239℉)，short time 150℃

Produt case

Φ7.89-Φ9.89 Q101
Tube IDxOD
only 6.0x8.0or8.0X10

Φ07.89 Q102
Tube ID x OD
Rubber Hose ID 7.3

Φ7.89-Φ9.89 Q103
Tube IDxOD
only 6.0x8.0or8.0X10

Φ07.89-3 ways Q104
Tube ID x OD
6.0x8.0 only 180°
and 90°

Φ7.89-3 ways Q105
Tube IDxOD
6.0x8.0 or 6.35x8.35
90° and 90°

Tube ID x OD Q106
14.5x16.5 and 6.0x8.0

Tube ID x OD Q107
14.5x16.5 and
6.0x8.0

Tube ID Q108
14.5x16.5

Tube ID Q109
14.5x16.5

Tube ID x OD Q110
33.0x37.0 only

Tube ID x OD Q111
33.0x37.0 only

Tube ID x OD Q112
28.0x32.0 only

Φ7.89-Φ9.89 Q113
Tube IDxOD
only 6.0x8.0or8.0X10

Φ7.89 Q114
Tube ID x OD
6.0x8.0

Φ9.49 Q115
Tube ID x OD
8.0x10

Φ7.89 and Φ16 Q116
Tube ID x OD
8.0x10 and 13.5x15.5

Tube ID x OD Q117
10x12

Φ7.89 Q118
Tube ID x OD
6.0x8.0

Φ9.49 Q119
Tube ID x OD
8.0x10

Φ7.89 Q120
Tube ID x OD
8.0x10

7.89 and 9.89 Q121

Tube IDxOD Q122
50x7.0 only

7.89-9.49 Q123
Tube IDxOD
8.0x10.0 or
7.95x9.95

ID6等径直通 Q124
Tube IDxOD
6.0x8.0 only

ID6等径T型三通 Q125
IDxOD 6.0x8.0 or
6.35x8.35

Φ6.3 Q126
Tube ID x OD
6.0x8.0 only

Φ10 Q127
Tube IDxOD
8.0x10.0 or
7.95x9.95

"执行标准：SAE J2044-2009地面车辆推荐规范-液体燃料和气体排放系统用快速连接规范
Superseding J2044 AUG2009 Quick Connect Coupling Specification for Liquid Fuel and Vapor/Emissions Systems"

耦合器 / PALM COUPLING

Model: T101

Model: T102

Model: T103

Model: T104

Model: T105

Model: T106

Model: T107

Model: T108

Model: T109

Model: T110

Model: T111

Model: T112

Model: T113

Model: T114

Model: T115

Model: T116

Model: T117

Model: T118

Model: T119

Model: T120

液压快速接头 / HYDRAULIC QUICK COUPLING

/ 应用与特征

1、液压快速接头系列主要用于汽配、建筑设备、森林设备、液压机械及石油设备等其他所需的液压应用。
2、接头断开时，阀芯自动闭合，防止泄漏，接头连接后，阀自动开启，在额定工作范围内，始终保持流体的畅通。
3、阀采用坚硬的铬合金钢球，钢球被弹簧加载以使牢固的固定阀座处。
4、关键部位经过感应淬火，耐用性好。I
5、可互换产品：美国派克PARKER 系列、意大利快事达 FASTER 系列。

/ Application and features

1. Hydraulic quick couplings are mainly used for auto parts.construction equipment, forest equipment, hydraulic machinery and oil equipment and other required hydraulic applications.
2. Poppet valves are available to prevent uncoupled leakage. Poppet valves open automatically when coupled within rated working pressure to keep the flow expeditely.
3. Hard chrome alloy balls are used for valving. It hard chrome alloy balls are used for valves, loaded by the springs to fasten the buttom.
4. Critical parts are hardened for durability.
5. Compatible with PARKER Series, FASTER Series.

Model: E101

/ 技术规范 Specifications

规格（英寸）Body Size(in)	1/4	3/8	1/2	3/4	1	1-1/4	1-1/2	2
额定压力Rated pressure(PSI)	5000	4000	4000	3000	3000	3000	2000	2000
额定流量Rated flow(GPM)	3	6	12	28	50	88	220	224
温度范围（标准密封圈）Temperature range(std seals)	-20℃~+80℃							
标准密封圈材料为氟橡胶Standard seal material is Flourocarbon								

Model: E110

Model: E112

Model: E130

M16X1.5 M22X1.5

Model: G101 PU / PE / PVC

/ 产品特点

1.具有极好的耐高压、抗震动、耐腐蚀、耐磨损、耐气候、耐曲折性能。
2.重量轻，使用方便灵活，便于布管作业。
3.内外径尺寸精度控制高，使用各种接头。
4.多种颜色可供选择。

/ Characteristics

1.Excellent performance of resistance against high-pressure , vibration, corrosion, wear, weather and bending .
2.Light weight, flexible usage, convenient for pipe arrangement.
3.High precision of inside and outside diameter sizes , suitable for various kinds of fittings .
4.Multiple color for your selection.

/ 气管颜色 Tube color

C	B	BU	R	Y	G	W	O
透明	黑	蓝	红	黄	绿	白	桔黄

/ Technical Date

MATERIAL: PU / PE / PVC
Tube color: C:Clarity Y:Yellow B:Black G:Green BU:Blue W:White R:Red O:orange
Temperature Range: -60° C to 100° C

/ Outside Diameter/Inside Diameter Code

Code	0425	0640	0850	0860	1075	1080	1290	1210	1411	1612	1815
Outside Dia(mm)	Ø4.0	Ø6.0	Ø8.0	Ø8.0	Ø10.0	Ø10.0	Ø12	Ø12	Ø14	Ø16	Ø18
Inside Dia(mm)	Ø2.5	Ø4.0	Ø5.0	Ø6.0	Ø7.5	Ø8	Ø9.0	Ø10	Ø11	Ø12	Ø15
Length(m)	200	200	100	100	100	100	100	100	100	100	100

Inch Size	1/8"	1/4"	5/16"	3/8"	1/2"	5/8"

Model: G102 管夹 / Tube cut

Features:
Built — in automatic shut off valve
It is used fot air tool connection , factory air supply atc.
D series is made of zinc alloy . It is supperior in quality and reasonable in price.
S series is made of brass and steel and suitable for using in exremely awful environment.

Model: G103 螺旋管 / Air brake coils

/ 技术描述 Specification

尼龙螺旋管适用各种车型及自动化各方面，产品均符合GB16897-1997,国家强制性产品认证3C认证.
材质：PA6、PA11、PA12等材料制作而成，这几种材料的综合性能保证了产品在使用过程中的安全性。
规格型号：22圈、26圈、28圈、32圈，（螺形直径110mm、75mm)可依据客户需求定制。
Material:PA6、PA11、PA12、PU Tuns:22、26、28、32 Temperature : -30C° — 120C°

螺旋管规格 Air Brake Coils Size	七芯线规格 Electricly Coil Size	螺形圈数 Tuns	螺形直径 Outer Mandrel Dia.	工作长度 Working length
QS-15	QS-15	15	110	2.5
QS-18	QS-18	18	110	3
QS-20	QS-20	20	110	3.25
QS-22	QS-22	22	110	3.5
QS-24	QS-24	24	110	3.75
QS-26	QS-26	26	110	4
QS-28	QS-28	28	110	
QS-30	QS-30	30	110	4.3

/ 铁接头 Steel Fitting

A 1/2 B 16×1.5 C 18×1.5 D 18×1.5 E 22×1.5 F

Model: G101 尼龙双层管 / NYLON DOUBLE TUBE

This,tubing conforms to SAEspeciication J844 type A.
The A refers to nonreinforced tubing.
Temperature range:-40° F to-40° F (-40℃ to + 90℃)
Ma-ximux working pressure:150PSI.
Meets D.O.T.FMVSS 106(Sizes 2 and 2.5not listed in listed in FMVSS 106).

Type	part NO.	O.Din	I.Din	wall thick in	MAX W.P		MAX B.P		(mm)	g/m	(mm)
					Psi	Mpa	Psi	Mpa			
B	P-6B	3/8	.251	.062	150	1.0	1400	10	40	88.85	±0.1
B	P-8B	1/2	.376	.062	150	1.0	950	7	50	130.5	±0.1
B	P-10B	5/8	.441	.092	150	1.0	900	6.5	65	230.82	±0.1
B	P-12B	3/4	.566	.092	150	1.0	800	6	75	280.98	±0.1

Material: PA11 , PA12 , PA6

Preformance: Our nylon hose is very light and easy to assemles. They have good tenactity, low coefficient of friction and high abrade resistance. The non-poisonous smooth surface is resistant to rust, sludge, oils,hydrocarbons, ketones and other chemicals.
APPlication: Our hose is widely used in pneumatic decixes, fuel hose, textile machinery, food processing, chemical lubrication sysems vacuum sysems, and air conditioning systems.
Temperature Range: -40℃ to + 90℃
Application norm: DIN73378, DIN74324, Gb 16897, SAE 1394
Note: Our hose is not resistant to concentreted acids, phenols, lithium bromide, and some chlorides

Model: G201 尼龙双层螺旋管 /NYLON BRAKE DOUBLE TUBE

Length	MODEL	PIPE	THREAD	COILO.D
G201-1	12feet	1/2"	1/2"NPT	4.000"
G201-2	15feet	1/2"	1/2"NPT	4.000"
G201-3	12feet	1/2"	1/2"NPT	5.000"
G201-4	15feet	1/2"	1/2"NPT	5.000"
G201-5	15'W/40in LEAD	1/2"	1/2"NPT	4.000"
G201-6	15'W/48in LEAD	1/2"	1/2"NPT	4.000"
G201-7	15'W/72in LEAD	1/2"	1/2"NPT	4.000"

Model: G101 尼龙单层管

1、耐磨损，表面光滑，阻力小，能防止生锈和结垢。
2、柔软，易弯曲，便于安装，加工简单。
3、可以弯曲定型到各种形状壮。
4、能耐很多化学物质的腐蚀，尺寸稳定、渗透率小、电阻极大，使用寿命十年以上。
5、耐温性好，可在一400° C至1200° C的环境下工作，可以输送压缩空气、水、燃料油、化学溶剂、液态等。
6、广泛用于：轻型卡车、轿车的液压制动管；动力转向管；叉车、装载车、挖掘机 \ 启重机 \ 船舶等工程机械的液压输送
7、和控制系统管路；油漆 \ 液态树脂的高压喷涂管；空调。

注：其它规格可另行定做加工，可根据要求扣压各种形式的接头，加工形式的接头，加工总成软管。

/ Nylon Tube
Good wear ability, smooth surface, low resistance, anti– rustiness and anti–scaling
Flexible, easily to be bended into all kinds of shapes, easy to install
High chemical and hydrolysis resistance, stabie dimension, little penetration, can be used more than ten years.
High and low temperature resistance (– 400° C ~ 1 200° C), can transfer compressed air, water, oil, chemical liquid and so on.
It is widely used in Light trucks, car hydraulic brake system, power steering tube, forklifts and loading trucks,
mining ~ehicles, kai heaW machinery, ships, and other works of hydraulic mechanical transmission and
control system piping, paint and liquid resin s raying high–pressure pipe air conditioning

/ 气管颜色 Tube color

C	B	BU	R	Y	G	W	O
透明	黑	蓝	红	黄	绿	白	桔黄

规格（mm）（Size）	工作压力 Working Pressure	爆破压力 Bursting Pressure	耐磨强度 Abrasion Resistance	表面硬度 Surface Hardness	拉伸强度 Tensile Strength	弯曲半径 Bending Radius
14*1.5	20° C 2.2MPa/cm²	20° C 5.6MPa/cm²	42mg	75D±5	120KGF	80mm
12*1.5	20° C 1.9MPa/cm²	20° C 5.7MPa/cm²	42mg	75D±5	98KGF	67mm
10/1.25	20° C 1.9MPa/cm²	20° C 5.7MPa/cm²	42mg	75D±5	68KGF	60mm
10*1	20° C 1.6MPa/cm²	20° C 4.5MPa/cm²	42mg	75D±5	57KGF	62mm
8*1	20° C 1.9MPa/cm²	20° C 5.7MPa/cm²	42mg	75D±5	40KGF	48mm
6*1	20° C 2.7MPa/cm²	20° C 8.1MPa/cm²	42mg	75D±5	32KGF	37mm
5*1	20° C 2.9MPa/cm²	20° C 8.7MPa/cm²	42mg	75D±5	22KGF	25mm
4*0.75	20° C 2.7MPa/cm²	20° C 5.2MPa/cm²	42mg	75D±5	12KGF	18mm

nch Size	1/8"	1/4"	5/16"	3/8"	1/2"	5/8"

PU管与气枪套装/PU HOSE WITH AIR GUN

Model: G109

Model: G111

Model: G112

Model: G113

Model: G114

Model: G115

拖车电子连接器 / TRAILER ELECTRIC CABLES AND PLUGS

Model: G1001

G3011+7x0.5mm RVV 0.6M +G3011

Model: G1002

G3012+7x0.5mm RVV 0.6M +G3012

Model: G1003

G3011+7x0.5mm RVV 0.6M +G3019

Model: G1004

G3013+7x0.5mm RVV 0.6M +G3018

Model: G1005

G3018+13x0.5mm RVV 0.6M +G3018

Model: G1006

G3011+7x0.5mm RVV 4M+G3013

Model: G1007

G3018+5x0.5mm RVV 10M+G3056 (Y/G)

Model: G1008

G3050+5x0.5mm RVV 10M+G3056 (Y/G)

Model: G1010

G3019+7x0.5mm RVV 0.6M+G3050/G3050UK

Model: G1101

G3011+7x0.5mm TPU 4M +G3011

Model: G1102

G3012+7x0.5mm TPU 4M +G3012

Model: G1103

G3011+7x0.5mm TPU 4M +G3019

Model: G1104

G3013+ 7x0.5mm TPU 4M +G3018

Model:G1105

G3018+13x0.5mm TPU 4M+G3018

Model: G1106

G6004+7x0.5mm TPU 4M+G6004

Model: G1107

G6002+7x0.5mm TPU 4M+G6002

Model: G1108

G6003+7x0.5mm TPU 4M+G6003

Model: G1109

G6001+7x0.5mm TPU 4M+G6001

Model: G3001

7P socket box Plastic

Model: G3001UK

7P socket box UK

Model: G3003

7+1P socket box Plastic

Model: G3008

13P socket box Plastic

Model: G3010

13+1P socket box Plastic

Model: G3011

7P plug Plastic

Model: G3011UK

7P plug plastic UK

Model: G3012

7P plug Alu

Model: G3012B

7P plug Alu Screw

Model: G3013

7P cable socket

Model: G3013UK

7P cable socket UK

Model: G3014

7P plug Alu AMP

Model: G3017

13P plug with 7 copper pin

Model: G3018

13P plug

Model: G3018B

13P plug with rubber cover

Model: G3019

13P cable socket

Model: G3028

13/7P adapter

Model: G3030

7/13P adapter

Model: G3033

13/7P mini adapter

Model:G3034

7/13P mini adapter

Model: G3036

13Pplug to 7P 12N/12S sockets

Model: G3050

7P foldable plug

Model: G3050UK

7P foldable plug UK

Model: G3051

7P foldable plug AMP

Model: G3055

3P plug

Model: G4002

7P socket with metal plate 2M cable

Model: G4003

7P Tester

Model: G4006

13P tester

Model: G5010

Ball cover fit with 48mm hitch ball

Model: G5010-2

Ball cover fit with 50mm hitch ball

Model: 5070-B

Ball cover fit with 48mm hitch ball silver

Model: G5010-2B

Ball cover fit with 50mm hitch ball silver

Model: G5011

Soft ball cover

Model: G6001

7Pplug PVC S type 24V pvc cover

Model: G6001B

7Pplug PVC S type 24V screw cover

Model:G6002

7Pplug PVC N type 24V pvc cover

Model: G6002B

7Pplug PVC N type 24V screw cover

Model: G6003

7P plug Alu S type 24V pvc cover

Model: G6003B

7P plug Alu S type 24V screw cover

Model: G6004

7P plug Alu N type 24V pvc cover

Model: G6004B

7P plug Alu N type 24V screw cover

Model: G6005

7P socket PVC N type 24V

Model: G6006

7P socket PVC S type 24V

Model: G6007

7P socket Alu S type 24V

Model: G6008

7P socket Alu N type 24V

Model: G8001

7 way socket

Model: G8002

7 way socket

Model: G8002B

7 way blade

Model: G8003

7BLADE; COMMONLY USED FOR TOWING LARGE RETAILERS;EASILY PULL-GRIP

Model: G8004

Adapter, 7 way blade to 6 way round

Model: G8005

Adapter, 5 way blade to 5 way flat

Model:G8006

Adapter, 4 way blade to 4 way flat

Model: G8007

Adapter, 4 way round to 4 way flat

Model: G8008

4 way flat with 18 AWG,
36" cable length, plug

- AMERICAN ELECTRONIC CONNECTOR

Model: G9001

Description 7pin

Model: G9002

Description 15pin

Model: G9003

Description 7pin

Model: G9004

Description 7pin

Model: G9005

Description 7pin

Model: G9006

Description 7pin

Model: G9007

Length 12" 15"
Description
6ea.14ga / 1ea.12ga

Model: G9008

Length 12" 15"
Description
4ea.12ga/2ea.10ga/1ea.8ga

Model: G9009

Length 10" 12" 15"
Description
6ea.14ga / 1ea.12ga

Model: G9010

Length 10" 12" 15"
Description
4ea.12ga/2ea.10ga/1ea.8ga

Model: G9011

Length 8" 10" 12" 15"

Model: G9012

Length 8" 10" 12" 15"

Model: G301 高中压树脂管及总成 High and medium pressure resin hoses

This product is made of Nylon PA11(or PA12),polyurethane, polyester fibre and adhesive. It meets the requirements of ISO3949 Standard.
The tube is widely used in the brake system of cars and light–duty trucks and also used on the forklift, tractor, truck–loaded elevator,road press,ship driving equipment and air–conditioning system,etc.

/ Specification

Specification OD×ID	Working pressure (MPa)	Min.bending radius (mm)	Operating temperature range
9×4	21	20	-40℃-+100℃
11×6	21	35	-40℃-+100℃
16×9.6	16	50	-40℃-+100℃
20×12.5	14	70	-40℃-+100℃

Model: G302 气制动软管 Air brake hose

Angricht Air brake Hoses,being up to GB16897 standard,has advantages of the pressure–resistant,anti–aging performance,good flexibility and etc,These hoses are suitable to be used in air brake systems on various automobiles.

/ Specification & Parameter

Specification OD×ID	Working pressure (MPa)	Bursting P. (MPa)
8×15	1.4	5.52
10×17	1.4	5.52
13×22	1.4	5.52

Model: G303 液压制动软管 Hydraulic brake hose assemblies

Angricht' medium pressure brake hose is made from EPDM and polyester fibre,being up to Gb16897 standard.The product has excellent properties,such as high pressure resistance,lower expansion,flexibility,small bend radius,ageing resistance,oil resistance,cold resistance,and long service life.It is widly used in brake system on cars and light–duty trucks.

/ Specification

ID (mm)	6.9MPa Max.expansion		6.9MPa Max.expansion		Min.burs strenght pressure (MPa)
	Regular expansion hose (HR)	Low expansion hose (HL)	Regular expansion hose (HR)	Low expansion hose (HL)	
3.2	2.17	1.08	2.59	1.38	34.50
4.8	2.82	1.81	3.35	2.36	34.50
6.3	3.41	2.69	42.7	3.84	34.50

Model: G304 电喷燃油软管及总成 Fuel line hose

Angricht Fuel Line Hose produced according to the standard of SAE、J30R6、MGR、ES:22、RU49、CLASS 1A、TL–VW、52424 is provided with low permeation, fire–resisance, high and low temperature resistance and good flexibility.

/ Specification

I.D nominal(mm)	I.D tolerance(mm)	O.D tolerance(mm)	Working pressure (MPa)	Min.Bursting pressure (MPa)	Min.bending radius (mm)	weight (g/m)
6.0	5.6±0.3	12.0±0.5	1.5	10.0	36	130
7.0	7.0±0.3	13.5±0.5	1.0	8.0	40	150
7.5	7.3±0.3	14.0±0.5	1.0	8.0	50	165
9.0	8.7±0.3	16.0±0.5	0.8	6.0	55	220

Model: G305 聚四氟乙烯管（ptfe/pfa）Ptee tube and pfa tube

Angricht PTFE TUBE AND PFA TUBE is provided with high temperature resistance −40℃ ~ +180℃ (can endure 200℃ in a short time),chemical resistance,low abrasion and none−adherence. With stainless wire braid and textile braid two ways,Angricht PTFE TUBE AND PFA TUBE can widely be applied in chemical, engineering machine, automobiles and other industries.

/ Stainless Steel Wire Braid Tube Specification & Parameter

Specification	Min.ID (mm)	Max.OD (mm)	Working pressure (MPa)	Min.Bursting pressure (MPa)	Min.bending radius (mm)
4	4.4	6.9	10.5	48.0	51
6	6.6	10.5	10.5	44.8	51
8	8.2	12.5	10.5	44.8	102
10	11.2	15.4	10.5	41.4	118
16	16	21.1	6.9	24.1	165

注：最大工作压力（MWP）在130℃以上，温度每增力1℃，MWP减小0.5%。

Model: G306 动力转向油管 Automotive power steering hose

It meets the standards of SAE J188−2003, SAE J189−1998, SAE J190−1998,SAE J191−2003，SAE J2050−2001，GB/T20464−2006; Working temperature range: −40℃ ~ +120℃（Max.−40℃ ~ +150℃）average, The assembly is mainly used in automotive power steering system with the features such as low noise and high flexibility, etc.

/ Specification & Parameter

Type	I.D Nominal(mm)	I.D Tolerance(mm)	O.D Tolerance(mm)	Working pressure (MPa)	Burs pressure (MPa)	Min.tensile test (MPa)	Weight (g/m)
1型	9.5	9.5±0.3	16.7±0.5	1.72	6.9	1112	135
2型	6.5	6.5±0.3	14.5±0.5	9.0	41.4	2002	200
3型	9.5	9.5±0.3	19.7±0.5	10.3	41.4	4480	296
4型	9.5	9.5±0.3	19.7±0.5	10.3	41.4	5338	300
5型	9.5	9.5±0.3	19.8±0.8	10.3	62	4448	360
	12.7	13±0.6	23.0±0.8	10.3	55.2	5338	480

1型：低压液体回油软管和软管组合件；
2型：高压低容积膨胀软管和软管组合件；
3型：高温高压软管和软管组合件；
4型：高压高容积膨胀软管和软管组合件；
5型：高压钢丝编织软管和软管组合件。

1: Low-pressure oil return hoses and hose assemblies
2: High-pressure low volumetrical expansion hoses and hose assemblies
3: High-temperature and pressure hoses and hose assemblies
4: High-pressure and high volumetrical expansion hoses and hose assemblies
5: High-pressure steel-wire braided hoses and hose assemblies

Model: G307 汽车空调管 Air-conditioning hose

It meets the standard of SAE J2064−1999 with features such as low noise, lower permeation and high−volumetric expansion,etc. It should be designed to minimize permeation of R134a refrigerant, contamination of the automotive air−conditioning system, and to be within the temperature range of −30℃ ~ +125℃.

[Construction]



/ Specification & Parameter

I.D Nominal(mm)	I.D Tolerance(mm)	O.D Tolerance(mm)	Working pressure (MPa)	Burs pressure (MPa)	Min.bending radius (mm)	weight (g/m)
8.0	8.2±0.4	15.2±0.5	3.5	18.0	55	148
10.0	10.2±0.4	17.2±0.5	3.5	18.0	65	174
11.5	11.2±0.4	18.4±0.5	3.5	18.0	70	189
13.0	13.2±0.4	20.8±0.5	3.5	18.0	75	232
15.5	15.2±0.4	22.8±0.5	1.5	12.0	85	254
16.0	16.2±0.4	24.0±0.6	3.5	18.0	90	280
19.0	18.5±0.4	27.5±0.6	1.5	12.0	100	364
22.0	$22.2^{-0.3,+0.7}$	33.3±0.6	3.5	18.0	135	520

Model: G306 橡胶制动管总成 RUBBER AIR BRAKE HOSE ASSEMBLIES

货号	胶管尺寸		总成长度		铜接头螺纹规格	
	英寸（inch）	毫米（mm）	英寸（inch）	毫米（mm）		
G306-1	3/8	9.5	18	457.2	1/4” NPT	3/8” NPT
G306-1	3/8	9.5	22	558.8	1/4” NPT	3/8” NPT
G306-1	3/8	9.5	26	660.4	1/4” NPT	3/8” NPT
G306-1	3/8	9.5	28	711.2	1/4” NPT	3/8” NPT
G306-1	3/8	9.5	32	812.8	1/4” NPT	3/8” NPT
G306-1	3/8	9.5	34	863.6	1/4” NPT	3/8” NPT
G306-1	3/8	9.5	36	914.4	1/4” NPT	3/8” NPT
G306-1	3/8	9.5	40	1016	1/4” NPT	3/8” NPT
G306-1	3/8	9.5	42	1066.8	1/4” NPT	3/8” NPT
G306-1	3/8	9.5	60	1524	1/4” NPT	3/8” NPT
G306-1	3/8	9.5	72	1828.8	1/4” NPT	3/8” NPT
G306-1	1/2	12.7	18	457.2	3/8” NPT	
G306-1	1/2	12.7	24	609.6	3/8” NPT	
G306-1	1/2	12.7	30	762	3/8” NPT	
G306-1	1/2	12.7	36	914.4	3/8” NPT	
G306-1	1/2	12.7	42	1066.8	3/8” NPT	
G306-1	1/2	12.7	46	1068.4	3/8” NPT	
G306-1	1/2	12.7	54	1371.6	3/8” NPT	
G306-1	1/2	12.7	60	1524	3/8” NPT	
G306-1	1/2	12.7	66	1676.4	3/8” NPT	
G306-1	1/2	12.7	72	1828.8	3/8” NPT	
G306-1	1/2	12.7	78	1981.2	3/8” NPT	
G306-1	1/2	12.7	84	2133.6	3/8” NPT	

Model: G401

Prat Number	Hose I.D	Pipe Thread
LE-3814	3/8"	1/4NPTF
LE-3838	3/8"	3/8NPTF
LE-1238	1/2"	3/8NPTF
LE-1212	1/2"	1/2NPTF

Model: G402

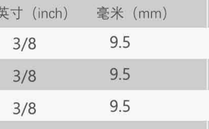

Prat Number	Hose I.D	Pipe Thread
LE-S3834	3/8"	3/4NPTF
LE-S1234	1/2"	3/4NPTF

Model: G403

Prat Number	Hose I.D	Pipe Thread
LE-SV3814	3/8"	1/4NPTF
LE-SV3838	3/8"	3/8NPTF
LE-SV1214	1/2"	3/8NPTF
LE-SV1238	1/2"	1/2NPTF

Model: G404

Prat Number	Hose I.D	Pipe Thread
LE-B3838	3/8"	3/8"

Model: H101

Standard
H101–1 / H101–2 / H101–3
Length
114 / 167mm / 114mm / 167mm
Duster Nozzle
Long+short Nozzle

Model: H102

Standard H102
Length 118mm
Width 144mm

Model: H106

AIR DUSTER KIT
Air duster w/short nozzle
100mm nozzle

Model: H104

Features:
Air Blow Gun Kit

Model: H105

Features:
Air Duster Kit
45x42x36cm 15/14kg

Model: H103

Standard H103–1 / H103–2
Length 224mm / 374mm
Duster Nozzle Length
100mm / 250mm

Model: H107

AIR BLOW GUN
Nozzle:100mm,300mm

Model: H108-01

AIR BLOW GUN
Nozzle:100mm

Model: H108

Air Duster
Nozzle:30mm,50mm,80mm

Model: H109

Air Duster
Nozzle:30mm,50mm
30mm,80mm
50mm,80mm

Model: H110

Air Duster
Nozzle:30mm,50mm,80mm

Model: K101

3pcs Hose Splicer Kit
Size: 1/4" 3/8"

Model: K102

6pcs Hose Splicer Kit
Size: 1/4" 3/8"

Model: K119

Model: K103

5pcs Quick Coupler(milton Type)
1pc–1/4" quick coupler
1pc–1/4"female plug
3pc–1/4" male plug

Model: K104

5pcs Quick Coupler(truflate Type)
1pc–1/4" quick coupler
1pc–1/4"female plug
3pc–1/4" male plug

Model: K105

Female Coupler
Milton Type

Model: K106

2pcs Female Plug
Milton Type Steel

Model: K107

2pcs Male Plug
Milton Type Steel

Model: K108

4pcs Quick Coupler
1pc–1/4" Milton Type Coupler
1pc–1/4" Steel Female Plug
1pc–1/4" Steel Male Plug
1pc–Double Male Connector

Model: K109

5pcs Quick Coupler
1pc–1/4" Milton Type Coupler
1pc–1/4" Steel Female Plug
3pc–1/4" Steel Male Plug

Model: K110

Inflator Kit Accessories

Model: K120

Model: K121

Model: K129

Model: K130

Model: K131

Model: K132

Model: K133

Model: K122

Model: K123

Model: K124

Model: K125

Model: K127

Model: K128

Model: P101

Model:P102

Model: P103

Model: P104

Model: P105

Model: P106

Model: P107

Model: P108

Model: P109

Model: P110

Model: P111

Model: P112

Model: P113

Model: P201

Model: P202

Model: P203

Model: P204

Model: P205

Model: P206

Model: P207

Model: P208

Model: P209

Model: P210