

FLB130 series

Pedestrian Automatic Flap Barrier



Date: February 2014, Revision: V3

General Description

MAG FLB130 series is a motorized fully automatic stainless steel pedestrian flap barrier gate that is optimized to achieve the best balance of quality, performance and affordability.

FLB130 series provide a combination of reliable mechanical as well as electronic restriction for unauthorized visitor while still maintain a welcoming atmosphere at your entrance.

Flap barrier can be integrated with any third party device like card reader, bar code scanner, LCD panel and even fingerprint identification device.

Application

MAG FLB130 series are suitable for indoor application only. It is **NOT** suitable to be installed outdoor or near sea side. FLB130 is optimized affordable solution for commercial office building, factory, bus station, game park, colleges and banks.

Features

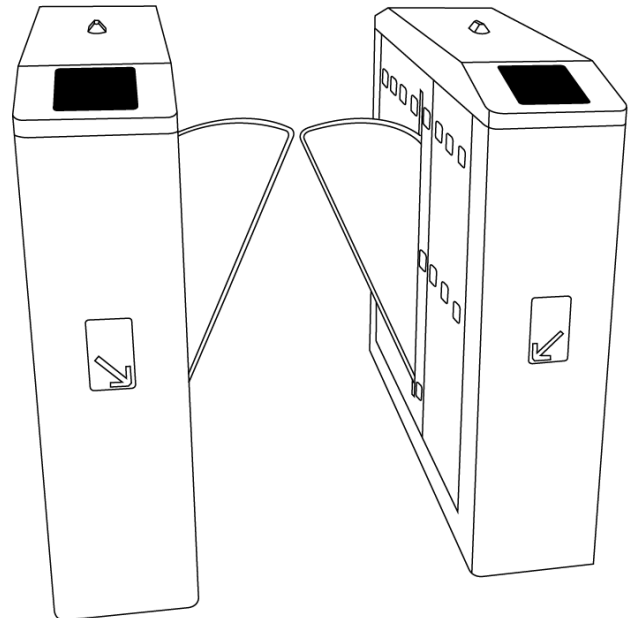
Full opening clearance. Flap wing retracted into the housing does not take up any space to achieve maximum passage clearance. This allowed user to pass through with small and medium size luggage

Safety function. By default flap wing will auto-reverse if IR sensor detected obstacle within the flap wing area. This avoid flap wing to accidentally hit onto to user. There is green light lining effect along the edge of the flap wing to ensure flap wing is easily visible.

Anti-tailgating. As a second option, flap barrier can be set to pause the flap wing if IR sensor detected obstacle nearby wing area. Flap will resume closing once the obstacle is removed. This is to make it very difficult for following user to tail gate the first user.

Time-out protection. Flap will auto close if there is no pedestrian pass through after the delay time elapsed. This prevent unauthorized user from sneaking into the building.

Bi-directional. Pedestrian flow directions can be single or double directions.



Alarm function. Top red strobe light will blink when IR sensor detected unauthorized person in the lane.

Robust design. Flap barrier offers the most efficient opening and closing. Limited movement trajectory of flap wing reduces the possibility of damage by vandalism.

Emergency recovery. During power failure, flaps will automatically open. Flap wing will automatically close back after power supply resumed. External dry contact from fire alarm can trigger all flaps to open for fast evacuation. Flap wing will automatically close back once alarm signal is disabled.

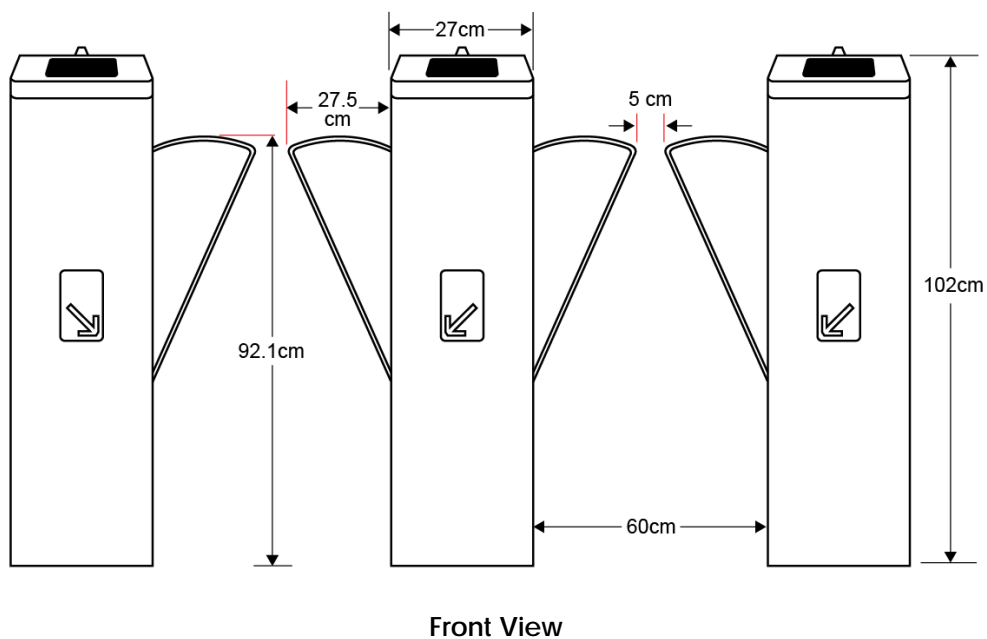
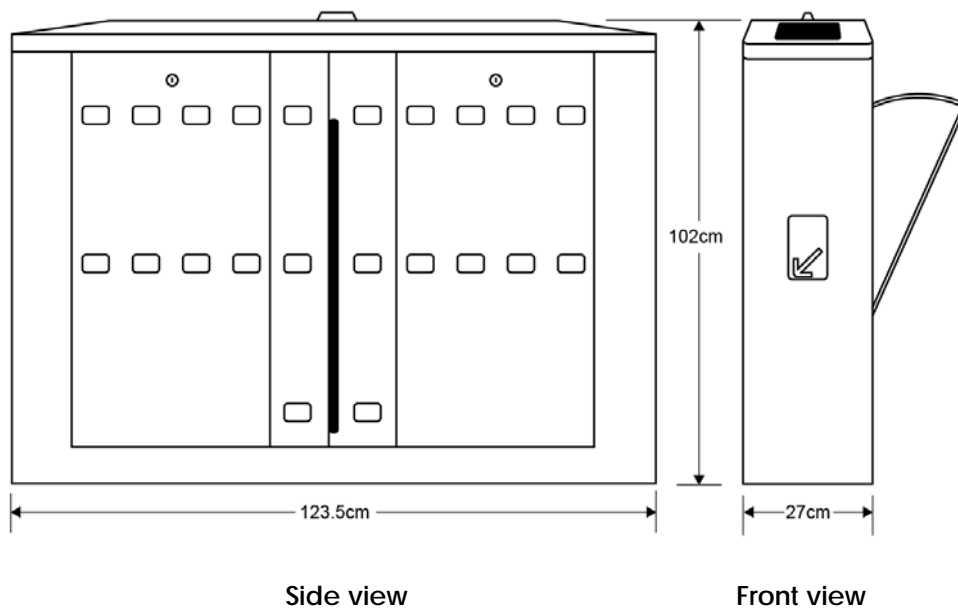
LED indicator function. LED indicator light is available at both directions to indicate if the lane is available to use (green arrow) or lane is closed for maintenance (red cross).

Easy integration. There is a big opening 14 x 18 cm on top cover slanted surface. Reader holder bracket is available for installing RFID reader underneath acrylic cover plate. LCD screen, bar code scanner or fingerprint reader can be installed on top of acrylic.

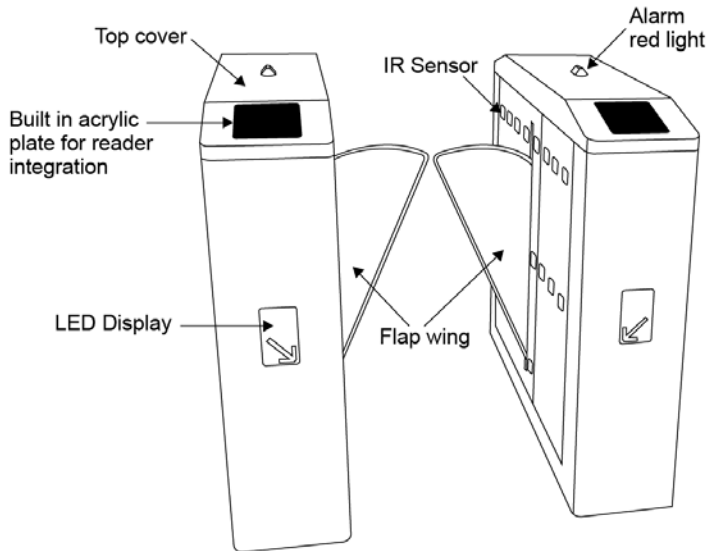
Technical specification

Description	Parameter
Cabinet dimension	1235 (L) x 270 (W) x 1020 (H) mm
Stretching-out flap length	275 mm
Cabinet material	# 304 stainless steel
Switching power supply	AC220±15%V 50Hz or AC110±15%V 60Hz
Motor voltage	DC 12V (brush motor)
Access device input voltage	Dry contact minimum 200ms trigger pulse
Optimal flow rate	20 to 30 people per minute
Flap opening/closing time	0.8s
Reset time when power on	3s
Working environment	outdoors (with due shelter) and indoors
Working temperature	-25°C - 50°C
Relative humidity	≤ 90%

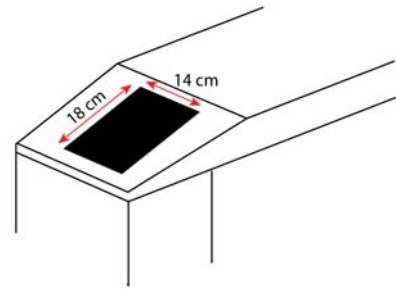
Dimension



Components & Parts



Integration area



LED Display Pattern



Accessories

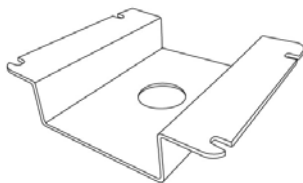
Following are accessories items to be purchased separately.



Model: FLB_MTP

Metal plate

Third party integration device like embedded PC, power supply unit, network hub and others can be mounts here.



Model: FLB_RDR

Reader holder bracket

Using to mount access reader for system integration.(Under acrylic plate).

Ordering info

Model: FLB131

Single wing flap barrier

Model: FLB132

Double wing flap barrier

Authorized dealer:

Disclaimers

Applications that are described herein for any of these products are for illustrative purposes only. Drawing does not necessary reflect exact assembly/installation. MAG makes no representation or warranty that such applications will be suitable for the specified use without further testing or modification.

MAG reserves the right to make changes, without notice, in the products, including circuits, standard cells, and/or software, described or contained herein in order to improve design and/or performance. MAG assumes no responsibility or liability for the use of any of these products, conveys no license or title under any patent, copyright, or masks work right to these products, and makes no representations or warranties that these products are free from patent, copyright, or mask work right infringement, unless otherwise specified.

© MAG. All rights reserved. Date released: 17 Sept 2014