

TTC-6-1X2-M-24DC-UT-I - Surge protection device



2906713

<https://www.phoenixcontact.com/sg/products/2906713>

Please be informed that the data shown in this PDF document is generated from our online catalog. Please find the complete data in the user documentation. Our general terms of use for downloads are valid.



Surge protection with integrated status indicator and knife disconnection for a 2-wire floating signal circuit, e.g., 0(4) ... 20 mA current loop, Ex e approval for zone 2, HART-compatible.

Your advantages

- Space-saving and cost-saving with a narrow overall width of just 6 mm
- Continuous monitoring of protective devices, plus mechanical status indicator with optional remote signaling
- Finding the right product for all possible requirements in MCR applications is easy, thanks to the complete range of products with customized features
- Signal circuits easily interrupted for maintenance work, thanks to vertical knife disconnection

Commercial data

Item number	2906713
Packing unit	1 pc
Minimum order quantity	1 pc
Sales key	*****
Product key	CL2261
Catalog page	Page 118 (C-4-2019)
GTIN	4055626134376
Weight per piece (including packing)	52.4 g
Weight per piece (excluding packing)	41.7 g
Customs tariff number	85363010
Country of origin	DE

TTC-6-1X2-M-24DC-UT-I - Surge protection device



2906713

<https://www.phoenixcontact.com/sg/products/2906713>

Technical data

Product properties

IEC test classification	C1
	C2
	C3
	D1
Type	DIN rail module, one-piece
Product type	Surge protection for MCR technology
Product family	TERMITRAB complete
Wire pairs per module	1

Insulation characteristics

Overvoltage category	III
Pollution degree	2

Electrical properties

Nominal voltage U_N	24 V DC
-----------------------	---------

Connection data

Connection method	Screw connection
Screw thread	M3
Tightening torque	0.5 Nm ... 0.6 Nm
Conductor cross section flexible	0.2 mm ² ... 2.5 mm ²
Conductor cross section rigid	0.2 mm ² ... 4 mm ²
Conductor cross section AWG	24 ... 12

Ex data

Maximum input current	600 mA (T4 / ≤ 30 °C)
	500 mA (T4 / > 30 °C ... ≤ 50 °C)
	400 mA (T4 / > 50 °C ... ≤ 70 °C)
Maximum input voltage	30 V DC
Altitude	≤ 2000 m (amsl)
Ambient temperature (operation)	-40 °C ... 70 °C (T4)

Dimensions

Dimensional drawing	
Width	6.2 mm +0.1 mm
Height	105.8 mm

TTC-6-1X2-M-24DC-UT-I - Surge protection device



2906713

<https://www.phoenixcontact.com/sg/products/2906713>

Depth	83.5 mm (incl. DIN rail 7.5 mm)
-------	---------------------------------

Material specifications

Color	gray (RAL 7042)
Flammability rating according to UL 94	V-0
Insulating material	PBT
Housing material	PBT

Mechanical properties

Mechanical data

Open side panel	No
-----------------	----

Protective circuit

Direction of action	Line-Line & Line-Signal Ground/Shield & optional Signal Ground/Shield-Earth Ground
Maximum continuous voltage U_C	30 V DC
	21 V AC
Rated current	600 mA (40 °C)
Operating effective current I_C at U_C	$\leq 5 \mu\text{A}$
Residual current I_{PE}	$\leq 1 \mu\text{A}$
Nominal discharge current I_n (8/20) μs (line-line)	5 kA
Nominal discharge current I_n (8/20) μs (line-ground)	5 kA
Pulse discharge current I_{imp} (10/350) μs (line-line)	0.5 kA
Pulse discharge current I_{imp} (10/350) μs (line-earth)	0.5 kA
Total discharge current I_{total} (8/20) μs	10 kA
Voltage protection level U_p (line-line)	$\leq 55 \text{ V}$ (C1 - 1 kV / 500 A)
	$\leq 65 \text{ V}$ (C2 - 10 kV / 5 kA)
	$\leq 50 \text{ V}$ (C3 - 25 A)
	$\leq 55 \text{ V}$ (C3 - 100 A)
Voltage protection level U_p (line-earth)	$\leq 750 \text{ V}$ (C1 - 1 kV / 500 A)
	$\leq 750 \text{ V}$ (C2 - 10 kV / 5 kA)
	$\leq 700 \text{ V}$ (C3 - 25 A)
	$\leq 750 \text{ V}$ (C3 - 100 A)
Voltage protection level U_p static (line-line)	$\leq 50 \text{ V}$ (C1 - 1 kV / 500 A)
	$\leq 65 \text{ V}$ (C2 - 10 kV / 5 kA)
Voltage protection level U_p static (line-earth)	$\leq 750 \text{ V}$ (C1 - 1 kV / 500 A)
	$\leq 750 \text{ V}$ (C2 - 10 kV / 5 kA)
Response time t_A (line-line)	$\leq 1 \text{ ns}$
Response time t_A (line-earth)	$\leq 100 \text{ ns}$
Input attenuation aE, sym.	typ. 0.3 dB ($\leq 250 \text{ kHz}$ / 150 Ω)
Cut-off frequency f_g (3 dB), sym. in 150 Ω system	typ. 940 kHz
Capacity (Core-Core)	typ. 2.2 nF
Resistance per path	1.65 $\Omega \pm 20 \%$
Surge protection fault message	optical

TTC-6-1X2-M-24DC-UT-I - Surge protection device



2906713

<https://www.phoenixcontact.com/sg/products/2906713>

Max. required back-up fuse	630 mA (FF)
Impulse durability (line-line)	C1 - 1 kV / 500 A
	C2 - 10 kV / 5 kA
	C3 - 100 A
Impulse durability (line-earth)	C1 - 1 kV / 500 A
	C2 - 10 kV / 5 kA
	C3 - 100 A
	D1 - 500 A
Pulse reset time (line-line)	≤ 700 ms
Pulse reset time (line-earth)	≤ 1500 ms

Additional technical data

Max. total discharge current $I_{total\ max}$ (8/20) μ s	20 kA (1x - non Ex)
--	---------------------

Environmental and real-life conditions

Ambient conditions

Degree of protection	IP20
Ambient temperature (operation)	-40 °C ... 85 °C
Ambient temperature (storage/transport)	-40 °C ... 85 °C
Altitude	≤ 4000 m (amsl)
Permissible humidity (operation)	5 % ... 95 %

Standards and regulations

Standards/specifications	IEC 61643-21
Note	2000 + corrigendum 2001 + A1:2008, modified + A2:2012

EN 61643-21

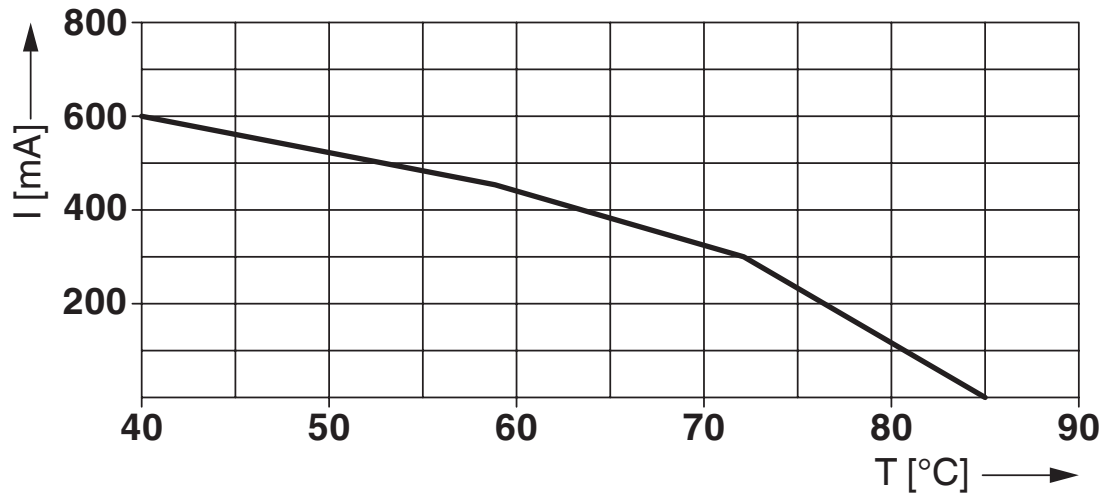
Standards/specifications	EN 61643-21
Note	2001 + A1:2009 + A2:2013
Standards/specifications	IEC 60079-0
Note	2017
Standards/specifications	IEC 60079-7
Note	2017
Standards/specifications	EN IEC 60079-0
Note	2018
Standards/specifications	EN IEC 60079-7
Note	2015 + A1:2018

Mounting

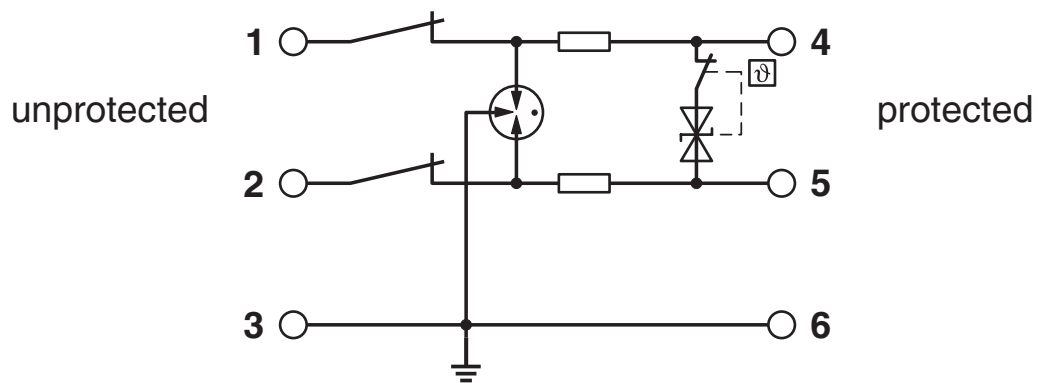
Mounting type	DIN rail: TH 35 - 7.5 mm
---------------	--------------------------

Drawings

Diagram



Circuit diagram

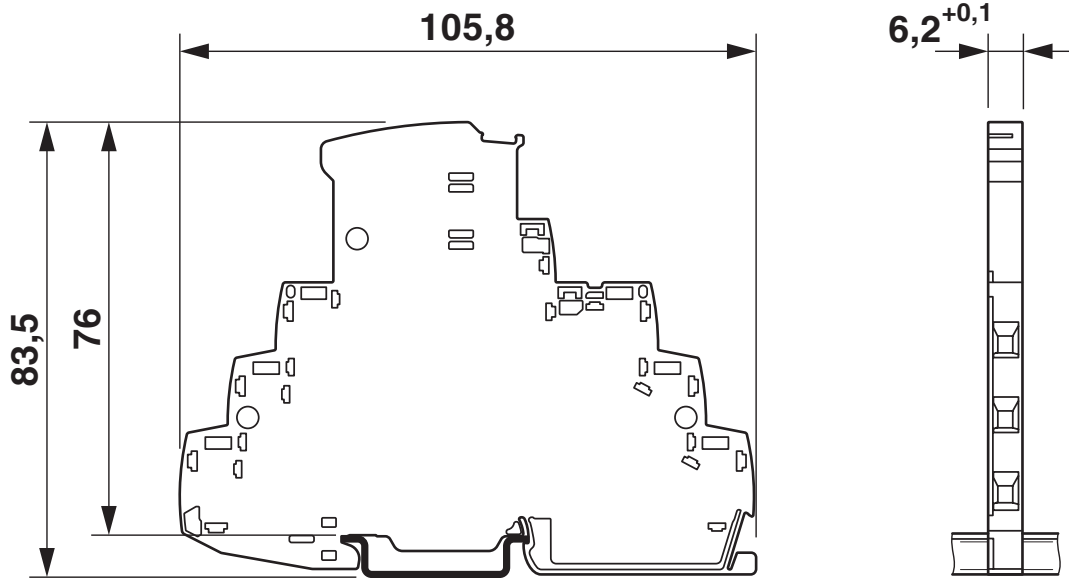


TTC-6-1X2-M-24DC-UT-I - Surge protection device

2906713

<https://www.phoenixcontact.com/sg/products/2906713>

Dimensional drawing



Diagram

Derating for Ex-areas (Zone 2, EX ec)

ϑ [°C]	I [mA]
$\leq 30^{\circ}\text{C}$	600 mA
$> 30^{\circ}\text{C} \dots \leq 50^{\circ}\text{C}$	500 mA
$> 50^{\circ}\text{C} \dots \leq 70^{\circ}\text{C}$	300 mA

2906713

<https://www.phoenixcontact.com/sg/products/2906713>

Approvals

To download certificates, visit the product detail page: <https://www.phoenixcontact.com/sg/products/2906713>



CSA

Approval ID: 70136717



DNV GL

Approval ID: TAE000027G



UL Listed

Approval ID: FILE E 138168



CSAus

Approval ID: 70136717

UAE-RoHS

Approval ID: 22-06-16191

Functional Safety

Approval ID: 16-06-072 R023 V3R1



IECEx

Approval ID: IECEx BVS 21.0057X



ATEX

Approval ID: BVS 21 ATEX E 052 X



CCC

Approval ID: 2022122304116080



UKCA-EX

Approval ID: DEKRA 23UKEX7003X

cCSAus

TTC-6-1X2-M-24DC-UT-I - Surge protection device



2906713

<https://www.phoenixcontact.com/sg/products/2906713>

Classifications

ECLASS

ECLASS-11.0	27130807
ECLASS-13.0	27171501

ETIM

ETIM 9.0	EC001625
----------	----------

UNSPSC

UNSPSC 21.0	39121600
-------------	----------

TTC-6-1X2-M-24DC-UT-I - Surge protection device



2906713

<https://www.phoenixcontact.com/sg/products/2906713>

Environmental product compliance

REACH SVHC	Lead 7439-92-1
China RoHS	Environmentally Friendly Use Period = 50 years
	For information on hazardous substances, refer to the manufacturer's declaration available under "Downloads"

TTC-6-1X2-M-24DC-UT-I - Surge protection device



2906713

<https://www.phoenixcontact.com/sg/products/2906713>

Accessories

X-PEN 0,35 - Marker pen

0811228

<https://www.phoenixcontact.com/sg/products/0811228>



Marker pen without ink cartridge, for manual labeling of markers, labeling extremely wipe-proof, line thickness 0.35 mm

ZBF 6 CUS - Zack Marker strip, flat

0825027

<https://www.phoenixcontact.com/sg/products/0825027>



Zack Marker strip, flat, Strip, can be ordered: Strip, white, labeled according to customer specifications, mounting type: snap into flat marker groove, for terminal block width: 6.2 mm, lettering field size: 5.15 x 6.15 mm, Number of individual labels: 10

TTC-6-1X2-M-24DC-UT-I - Surge protection device



2906713

<https://www.phoenixcontact.com/sg/products/2906713>

ZBF 6:UNBEDRUCKT - Zack Marker strip, flat

0808710

<https://www.phoenixcontact.com/sg/products/0808710>



Zack Marker strip, flat, Strip, white, unlabeled, can be labeled with: PLOTMARK, CMS-P1-PLOTTER, mounting type: snapped, for terminal block width: 6.2 mm, lettering field size: 5.15 x 6.15 mm, Number of individual labels: 10

ZBF 6/WH-100:UNBEDRUCKT - Zack Marker strip, flat

0808736

<https://www.phoenixcontact.com/sg/products/0808736>



Zack Marker strip, flat, Strip, white, unlabeled, can be labeled with: PLOTMARK, CMS-P1-PLOTTER, mounting type: snapped, for terminal block width: 6.2 mm, lettering field size: 5.15 x 6.15 mm, Number of individual labels: 1000

TTC-6-1X2-M-24DC-UT-I - Surge protection device



2906713

<https://www.phoenixcontact.com/sg/products/2906713>

ZBF 6,QR:FORTL.ZAHLEN - Zack Marker strip, flat

0808765

<https://www.phoenixcontact.com/sg/products/0808765>



Zack Marker strip, flat, Strip, white, labeled, Printed vertically: consecutive numbers 1 ... 10, 11 ... 20, etc. up to 91 ... 100, mounting type: snapped, for terminal block width: 6.2 mm, lettering field size: 5.15 x 6.15 mm, Number of individual labels: 10

CLIPFIX 35-5 - End bracket

3022276

<https://www.phoenixcontact.com/sg/products/3022276>



Quick mounting end clamp for NS 35/7,5 DIN rail or NS 35/15 DIN rail, with marking option, with parking option for FBS...5, FBS...6, KSS 5, KSS 6, width: 5.15 mm, color: gray

TTC-6-1X2-M-24DC-UT-I - Surge protection device



2906713

<https://www.phoenixcontact.com/sg/products/2906713>

TTC-6-FMRS-UT - Remote signaling set

2907810

<https://www.phoenixcontact.com/sg/products/2907810>



Module set for the optical monitoring and floating remote signaling of adjacent surge protective devices in the TERMITRAB complete or CLIXTRAB product family. Suitable for directly grounded DIN rails.

TTC-6-FC-UT - Fuse holder

1054762

<https://www.phoenixcontact.com/sg/products/1054762>



Fuse carrier for surge protective devices of the TERMITRAB complete product range with screw connection technology. Multi-level connection on TTC-6 housings possible. For conventional 5x20 mm miniature fuses.

TTC-6-1X2-M-24DC-UT-I - Surge protection device



2906713

<https://www.phoenixcontact.com/sg/products/2906713>

SSA 3-6 - Shield connection

2839295

<https://www.phoenixcontact.com/sg/products/2839295>

Shield fast connection for 3 ... 6 mm cable diameter. Potential connecting cable:
200 mm, 1 mm², color: black



SSA 5-10 - Shield connection

2839512

<https://www.phoenixcontact.com/sg/products/2839512>

Shield fast connection for 5 ... 10 mm cable diameter. Potential connecting cable:
200 mm, 1 mm², color: black



TTC-6-1X2-M-24DC-UT-I - Surge protection device



2906713

<https://www.phoenixcontact.com/sg/products/2906713>

SZS 0,6X3,5 VDE - Screwdriver

1212602

<https://www.phoenixcontact.com/sg/products/1212602>



Screwdriver, slot-headed, VDE insulated, size: 0.6 x 3.5 x 100 mm, 2-component grip, with non-slip grip

Phoenix Contact 2024 © - all rights reserved

<https://www.phoenixcontact.com>

PHOENIX CONTACT SEA Pte. Ltd.

105 Eunos Avenue 3, #04-00

Singapore 409836

+65 6228 4900

marketing@phoenixcontact.com.sg