


## Feed-through terminal block - PT 4 BU - 3211760

Please be informed that the data shown in this PDF Document is generated from our Online Catalog. Please find the complete data in the user's documentation. Our General Terms of Use for Downloads are valid (<http://phoenixcontact.com/download>)




Feed-through terminal block, nom. voltage: 800 V, nominal current: 32 A, connection method: Push-in connection, number of connections: 2, cross section: 0.2 mm<sup>2</sup> - 6 mm<sup>2</sup>, AWG: 24 - 10, width: 6.2 mm, height: 35.3 mm, color: blue, mounting type: NS 35/7,5, NS 35/15

### Your advantages

- ✓ In addition to the testing facility in the double function shaft, all terminal blocks provide an additional test connection
- ✓ The compact design and front connection enable wiring in a confined space
- ✓ The Push-in connection terminal blocks are characterized by the system features of the CLIPLINE complete system and by easy and tool-free wiring of conductors with ferrules or solid conductors
- ✓ Tested for railway applications



### Key Commercial Data

|                                      |   |
|--------------------------------------|---|
| Packing unit                         | 50 pc   |
| Minimum order quantity               | 50 pc   |
| GTIN                                 | <br>4 046356 482608 |
| GTIN                                 | 4046356482608   |
| Weight per Piece (excluding packing) | 8.640 g   |
| Custom tariff number                 | 85369010  |
| Country of origin                    | China   |
| Note                                 | Made to Order (non-returnable)  |

### Technical data

#### General

|                       |                   |
|-----------------------|-------------------|
| Number of levels      | 1                 |
| Number of connections | 2                 |
| Potentials            | 1                 |
| Nominal cross section | 4 mm <sup>2</sup> |
| Color                 | blue              |
| Insulating material   | PA                |

# Feed-through terminal block - PT 4 BU - 3211760

## Technical data

### General

|   |  |
|---|--|
| Flammability rating according to UL 94                                  | V0   |
| Area of application   | Railway industry   |
|   | Machine building   |
|   | Plant engineering  |
|   | Process industry   |
| Rated surge voltage   | 8 kV   |
| Degree of pollution   | 3  |
| Overvoltage category  | III  |
| Insulating material group   | I  |
| Maximum power dissipation for nominal condition                         | 1.02 W   |
| Maximum load current  | 36 A (with 6 mm <sup>2</sup> conductor cross section, rigid) |
| Nominal current I <sub>N</sub>  | 32 A   |
| Nominal voltage U <sub>N</sub>  | 800 V  |
| Open side panel   | Yes  |
| Relative insulation material temperature index (Elec., UL 746 B)        | 130 °C   |
| Temperature index of insulation material (DIN EN 60216-1 (VDE 0304-21)) | 130 °C   |
| Static insulating material application in cold                          | -60 °C   |
| Surface flammability NFPA 130 (ASTM E 162)                              | passed   |
| Specific optical density of smoke NFPA 130 (ASTM E 662)                 | passed   |
| Calorimetric heat release NFPA 130 (ASTM E 1354)                        | 28 MJ/kg   |
| Smoke gas toxicity NFPA 130 (SMP 800C)                                  | passed   |
| Fire protection for rail vehicles (DIN EN 45545-2) R22                  | HL 1 - HL 3  |
| Fire protection for rail vehicles (DIN EN 45545-2) R23                  | HL 1 - HL 3  |
| Fire protection for rail vehicles (DIN EN 45545-2) R24                  | HL 1 - HL 3  |
| Fire protection for rail vehicles (DIN EN 45545-2) R26                  | HL 1 - HL 3  |

### Dimensions

|                  |         |
|------------------|---------|
| Width            | 6.2 mm  |
| End cover width  | 2.2 mm  |
| Length           | 56 mm   |
| Height           | 35.3 mm |
| Height NS 35/7,5 | 36.5 mm |
| Height NS 35/15  | 44 mm   |

### Connection data

|                                    |                     |
|------------------------------------|---------------------|
| Connection                         | 1 level             |
| Connection method                  | Push-in connection  |
| Stripping length                   | 10 mm ... 12 mm     |
| Connection in acc. with standard   | IEC 60947-7-1       |
| Conductor cross section solid min. | 0.2 mm <sup>2</sup> |
| Conductor cross section solid max. | 6 mm <sup>2</sup>   |

# Feed-through terminal block - PT 4 BU - 3211760

## Technical data

### Connection data

|  |                                       |
|--|---------------------------------------|
| Conductor cross section AWG min.   | 24                                    |
| Conductor cross section AWG max.   | 10                                    |
| Conductor cross section flexible min.  | 0.2 mm <sup>2</sup>                   |
| Conductor cross section flexible max.  | 6 mm <sup>2</sup>                     |
| Min. AWG conductor cross section, flexible   | 24                                    |
| Max. AWG conductor cross section, flexible   | 12                                    |
| Conductor cross section flexible, with ferrule without plastic sleeve min.                             | 0.25 mm <sup>2</sup>                  |
| Conductor cross section flexible, with ferrule without plastic sleeve max.                             | 4 mm <sup>2</sup>                     |
| Conductor cross section flexible, with ferrule with plastic sleeve min.                                | 0.25 mm <sup>2</sup>                  |
| Conductor cross section flexible, with ferrule with plastic sleeve max.                                | 4 mm <sup>2</sup>                     |
| Two conductors with the same cross section, flexible, with TWIN ferrules, with plastic sleeve, minimum | 0.5 mm <sup>2</sup>                   |
| Two conductors with the same cross section, flexible, with TWIN ferrules, with plastic sleeve, maximum | 1 mm <sup>2</sup>                     |
| Connection cross sections directly pluggable   | 0.5 mm <sup>2</sup> 6 mm <sup>2</sup> |
| Conductor cross section solid min.   | 0.5 mm <sup>2</sup>                   |
| Conductor cross section solid max.   | 6 mm <sup>2</sup>                     |
| Conductor cross section flexible, with ferrule without plastic sleeve min.                             | 0.5 mm <sup>2</sup>                   |
| Conductor cross section flexible, with ferrule without plastic sleeve max.                             | 4 mm <sup>2</sup>                     |
| Conductor cross section flexible, with ferrule with plastic sleeve min.                                | 0.5 mm <sup>2</sup>                   |
| Conductor cross section flexible, with ferrule with plastic sleeve max.                                | 4 mm <sup>2</sup>                     |
| Internal cylindrical gage  | A4                                    |

### Ambient conditions

|  |   |
|--|---|
| Operating temperature                    | -60 °C ... 105 °C (max. short-term operating temperature 130°C)           |
| Ambient temperature (storage/transport)  | -25 °C ... 60 °C (for a short time, not exceeding 24 h, -60 °C to +70 °C) |
| Permissible humidity (storage/transport) | 30 % ... 70 %   |
| Ambient temperature (assembly)           | -5 °C ... 70 °C   |
| Ambient temperature (actuation)          | -5 °C ... 70 °C   |

### Standards and Regulations

|  |               |
|--|---------------|
| Connection in acc. with standard       | CSA           |
|  | IEC 60947-7-1 |
| Flammability rating according to UL 94 | V0            |

### Environmental Product Compliance

|            |   |
|------------|---|
| China RoHS | Environmentally friendly use period: unlimited = EFUP-e |
|            | No hazardous substances above threshold values          |

## Drawings

# Feed-through terminal block - PT 4 BU - 3211760

Circuit diagram



## Classifications

### eCl@ss

|               |          |
|---------------|----------|
| eCl@ss 10.0.1 | 27141120 |
| eCl@ss 11.0   | 27141120 |
| eCl@ss 4.0    | 27141100 |
| eCl@ss 4.1    | 27141100 |
| eCl@ss 5.0    | 27141100 |
| eCl@ss 5.1    | 27141100 |
| eCl@ss 6.0    | 27141100 |
| eCl@ss 7.0    | 27141120 |
| eCl@ss 9.0    | 27141120 |

### ETIM

|          |          |
|----------|----------|
| ETIM 2.0 | EC000897 |
| ETIM 3.0 | EC000897 |
| ETIM 4.0 | EC000897 |
| ETIM 6.0 | EC000897 |
| ETIM 7.0 | EC000897 |

### UNSPSC

|               |          |
|---------------|----------|
| UNSPSC 6.01   | 30211811 |
| UNSPSC 7.0901 | 39121410 |
| UNSPSC 11     | 39121410 |
| UNSPSC 12.01  | 39121410 |
| UNSPSC 13.2   | 39121410 |
| UNSPSC 18.0   | 39121410 |
| UNSPSC 19.0   | 39121410 |
| UNSPSC 20.0   | 39121410 |
| UNSPSC 21.0   | 39121410 |

## Approvals

### Approvals

---

#### Approvals

DNV GL / CSA / PRS / BV / LR / NK / UL Recognized / cUL Recognized / IECCEB Scheme / EAC / RS / VDE Gutachten mit Fertigungsüberwachung / cULus Recognized

---

# Feed-through terminal block - PT 4 BU - 3211760

## Approvals

Ex Approvals

IECEX / UL Recognized / cUL Recognized / NEPSI / ATEX / CCC / cULus Recognized

### Approval details

|        |  |   |            |
|--------|--|---|------------|
| DNV GL |  | <a href="https://approvalfinder.dnvgl.com/">https://approvalfinder.dnvgl.com/</a> | TAE000010T |
|--------|--|---|------------|

|                            |       |   |       |
|----------------------------|-------|---|-------|
| CSA                        |       | <a href="http://www.csagroup.org/services-industries/product-listing/">http://www.csagroup.org/services-industries/product-listing/</a> | 13631 |
|                            | B     | C   |       |
| Nominal voltage UN         | 600 V | 600 V   |       |
| Nominal current IN         | 30 A  | 30 A  |       |
| mm <sup>2</sup> /AWG/kcmil | 24-10 | 24-10   |       |

|     |  |   |                   |
|-----|--|---|-------------------|
| PRS |  | <a href="http://www.prs.pl/">http://www.prs.pl/</a> | TE/2107/880590/16 |
|-----|--|---|-------------------|

|    |  |   |             |
|----|--|---|-------------|
| BV |  | <a href="http://www.veristar.com/portal/veristarinfo/generalinfo/approved/approvedProducts/equipmentAndMaterials">http://www.veristar.com/portal/veristarinfo/generalinfo/approved/approvedProducts/equipmentAndMaterials</a> | 39980/B0 BV |
|----|--|---|-------------|

|    |  |   |               |
|----|--|---|---------------|
| LR |  | <a href="http://www.lr.org/en">http://www.lr.org/en</a> | 12/20038 (E3) |
|----|--|---|---------------|

|    |  |   |          |
|----|--|---|----------|
| NK |  | <a href="http://www.classnk.or.jp/hp/en/">http://www.classnk.or.jp/hp/en/</a> | 14ME0913 |
|----|--|---|----------|

|                            |       |   |              |
|----------------------------|-------|---|--------------|
| UL Recognized              |       | <a href="http://database.ul.com/cgi-bin/XYV/template/LISEXT/1FRAME/index.htm">http://database.ul.com/cgi-bin/XYV/template/LISEXT/1FRAME/index.htm</a> | FILE E 60425 |
|                            | B     | C   |              |
| Nominal voltage UN         | 600 V | 600 V   |              |
| Nominal current IN         | 30 A  | 30 A  |              |
| mm <sup>2</sup> /AWG/kcmil | 24-10 | 24-10   |              |

# Feed-through terminal block - PT 4 BU - 3211760

## Approvals

|                            |  |   |              |
|----------------------------|--|---|--------------|
| cUL Recognized             |  | <a href="http://database.ul.com/cgi-bin/XYV/template/LISEXT/1FRAME/index.htm">http://database.ul.com/cgi-bin/XYV/template/LISEXT/1FRAME/index.htm</a> | FILE E 60425 |
|                            |  | B   | C            |
| Nominal voltage UN         |  | 600 V   | 600 V        |
| Nominal current IN         |  | 30 A  | 30 A         |
| mm <sup>2</sup> /AWG/kcmil |  | 24-10   | 24-10        |

|                            |  |   |           |
|----------------------------|--|---|-----------|
| IECEE CB Scheme            |  | <a href="http://www.iecee.org/">http://www.iecee.org/</a> | DE1-62943 |
| Nominal voltage UN         |  | 800 V   |           |
| Nominal current IN         |  | 32 A  |           |
| mm <sup>2</sup> /AWG/kcmil |  | 0.2-4   |           |

|     |  |  |                          |
|-----|--|--|--------------------------|
| EAC |  |  | RU C-<br>DE.AI30.B.01102 |
|-----|--|--|--------------------------|

|    |  |   |              |
|----|--|---|--------------|
| RS |  | <a href="http://www.rs-head.spb.ru/en/index.php">http://www.rs-head.spb.ru/en/index.php</a> | 17.00013.272 |
|----|--|---|--------------|

|  |  |  |          |
|--|--|--|----------|
| VDE Gutachten mit<br>Fertigungsüberwachung |  | <a href="http://www2.vde.com/de/Institut/Online-Service/VDE-gepruefteProdukte/Seiten/Online-Suche.aspx">http://www2.vde.com/de/Institut/Online-Service/<br/>VDE-gepruefteProdukte/Seiten/Online-Suche.aspx</a> | 40036696 |
| Nominal voltage UN                         |  | 800 V  |          |
| Nominal current IN                         |  | 32 A   |          |
| mm <sup>2</sup> /AWG/kcmil                 |  | 0.2-4  |          |

|                  |  |  |  |
|------------------|--|--|--|
| cULus Recognized |  |  |  |
|------------------|--|--|--|

## Accessories

Accessories

Device circuit breakers

## Feed-through terminal block - PT 4 BU - 3211760

### Accessories

#### Electronic circuit breaker - PTCB E1 24DC/1-8A NO - 2908262



Single-channel electronic circuit breaker for protecting 24 V DC loads against overload and short circuit. Simple potential distribution using components from the CLIPLINE complete terminal block system. With electronic locking of the set nominal currents. For installation on DIN rails.

---

#### Electronic circuit breaker - PTCB E1 24DC/1-3A NO - 2909909



Single-channel electronic circuit breaker for protecting 24 V DC loads against overload and short circuit. Simple potential distribution using components from the CLIPLINE complete terminal block system. With electronic locking of the set nominal currents. For installation on DIN rails.

---

#### Electronic circuit breaker - PTCB E1 24DC/2A NO - 2909903



Single-channel electronic circuit breaker for protecting 24 V DC loads against overload and short circuit. Simple potential distribution using components from the CLIPLINE complete terminal block system. With fixed nominal current. For installation on DIN rails.

---

#### Electronic circuit breaker - PTCB E1 24DC/1-4A NO - 2908261



Single-channel electronic circuit breaker for protecting 24 V DC loads against overload and short circuit. Simple potential distribution using components from the CLIPLINE complete terminal block system. With electronic locking of the set nominal currents. For installation on DIN rails.

---

#### Electronic circuit breaker - PTCB E1 24DC/3A NO - 2909904



Single-channel electronic circuit breaker for protecting 24 V DC loads against overload and short circuit. Simple potential distribution using components from the CLIPLINE complete terminal block system. With fixed nominal current. For installation on DIN rails.

---

## Feed-through terminal block - PT 4 BU - 3211760

### Accessories

#### Electronic circuit breaker - PTCB E1 24DC/4A NO - 2909906



Single-channel electronic circuit breaker for protecting 24 V DC loads against overload and short circuit. Simple potential distribution using components from the CLIPLINE complete terminal block system. With fixed nominal current. For installation on DIN rails.

---

#### Electronic circuit breaker - PTCB E1 24DC/6A NO - 2909908



Single-channel electronic circuit breaker for protecting 24 V DC loads against overload and short circuit. Simple potential distribution using components from the CLIPLINE complete terminal block system. With fixed nominal current. For installation on DIN rails.

---

#### Electronic circuit breaker - PTCB E1 24DC/1A NO - 2909902



Single-channel electronic circuit breaker for protecting 24 V DC loads against overload and short circuit. Simple potential distribution using components from the CLIPLINE complete terminal block system. With fixed nominal current. For installation on DIN rails.

---

#### Electronic circuit breaker - PTCB E1 24DC/8A NO - 2909910



Single-channel electronic circuit breaker for protecting 24 V DC loads against overload and short circuit. Simple potential distribution using components from the CLIPLINE complete terminal block system. With fixed nominal current. For installation on DIN rails.

---

#### Electronic circuit breaker - PTCB E1 24DC/1-8A SI-R - 1135752



Single-channel, electronic fuse for the protection of 24 V loads. Simple potential distribution using terminal blocks from the CLIPLINE complete system. With status output, reset input, and electronic interlock. For installation on DIN rails.

---



## Feed-through terminal block - PT 4 BU - 3211760

### Accessories

#### Electronic circuit breaker - PTCB E1 24DC/2A SI-R - 1135749



Single-channel, electronic fuse for the protection of 24 V loads. Simple potential distribution using terminal blocks from the CLIPLINE complete system. With status output, reset input, and electronic interlock. For installation on DIN rails.

---

#### Electronic circuit breaker - PTCB E1 24DC/1-4A SI-R - 1135753



Single-channel, electronic fuse for the protection of 24 V loads. Simple potential distribution using terminal blocks from the CLIPLINE complete system. With status output, reset input, and electronic interlock. For installation on DIN rails.

---

#### Electronic circuit breaker - PTCB E1 24DC/4A SI-R - 1135745



Single-channel, electronic fuse for the protection of 24 V loads. Simple potential distribution using terminal blocks from the CLIPLINE complete system. With status output, reset input, and electronic interlock. For installation on DIN rails.

---

#### Electronic circuit breaker - PTCB E1 24DC/6A SI-R - 1135740



Single-channel, electronic fuse for the protection of 24 V loads. Simple potential distribution using terminal blocks from the CLIPLINE complete system. With status output, reset input, and electronic interlock. For installation on DIN rails.

---

#### Electronic circuit breaker - PTCB E1 24DC/1A SI-R - 1135751



Single-channel, electronic fuse for the protection of 24 V loads. Simple potential distribution using terminal blocks from the CLIPLINE complete system. With status output, reset input, and electronic interlock. For installation on DIN rails.

---

## Feed-through terminal block - PT 4 BU - 3211760

### Accessories

Electronic circuit breaker - PTCB E1 24DC/8A SI-R - 1135734



Single-channel, electronic fuse for the protection of 24 V loads. Simple potential distribution using terminal blocks from the CLIPLINE complete system. With status output, reset input, and electronic interlock. For installation on DIN rails.

---

### DIN rail

DIN rail perforated - NS 35/ 7,5 PERF 2000MM - 0801733



DIN rail perforated, Standard profile, width: 35 mm, height: 7.5 mm, acc. to EN 60715, material: Steel, galvanized, passivated with a thick layer, length: 2000 mm, color: silver

---

DIN rail, unperforated - NS 35/ 7,5 UNPERF 2000MM - 0801681



DIN rail, unperforated, Standard profile, width: 35 mm, height: 7.5 mm, acc. to EN 60715, material: Steel, galvanized, passivated with a thick layer, length: 2000 mm, color: silver

---

DIN rail perforated - NS 35/ 7,5 WH PERF 2000MM - 1204119



DIN rail perforated, Standard profile, width: 35 mm, height: 7.5 mm, acc. to EN 60715, material: Steel, Galvanized, white passivated, length: 2000 mm, color: silver

---

DIN rail, unperforated - NS 35/ 7,5 WH UNPERF 2000MM - 1204122



DIN rail, unperforated, Standard profile, width: 35 mm, height: 7.5 mm, acc. to EN 60715, material: Steel, Galvanized, white passivated, length: 2000 mm, color: silver

## Feed-through terminal block - PT 4 BU - 3211760

### Accessories

DIN rail, unperforated - NS 35/ 7,5 AL UNPERF 2000MM - 0801704



DIN rail, unperforated, Standard profile, width: 35 mm, height: 7.5 mm, acc. to EN 60715, material: Aluminum, uncoated, length: 2000 mm, color: silver

---

DIN rail perforated - NS 35/ 7,5 ZN PERF 2000MM - 1206421



DIN rail perforated, Standard profile, width: 35 mm, height: 7.5 mm, acc. to EN 60715, material: Steel, galvanized, length: 2000 mm, color: silver

---

DIN rail, unperforated - NS 35/ 7,5 ZN UNPERF 2000MM - 1206434



DIN rail, unperforated, Standard profile, width: 35 mm, height: 7.5 mm, acc. to EN 60715, material: Steel, galvanized, length: 2000 mm, color: silver

---

DIN rail, unperforated - NS 35/ 7,5 CU UNPERF 2000MM - 0801762



DIN rail, unperforated, Standard profile, width: 35 mm, height: 7.5 mm, acc. to EN 60715, material: Copper, uncoated, length: 2000 mm, color: copper-colored

---

End cap - NS 35/ 7,5 CAP - 1206560



DIN rail end piece, for DIN rail NS 35/7.5

---

## Feed-through terminal block - PT 4 BU - 3211760

### Accessories

DIN rail perforated - NS 35/15 PERF 2000MM - 1201730



DIN rail perforated, Standard profile, width: 35 mm, height: 15 mm, similar to EN 60715, material: Steel, galvanized, passivated with a thick layer, length: 2000 mm, color: silver

---

DIN rail, unperforated - NS 35/15 UNPERF 2000MM - 1201714



DIN rail, unperforated, Standard profile, width: 35 mm, height: 15 mm, similar to EN 60715, material: Steel, galvanized, passivated with a thick layer, length: 2000 mm, color: silver

---

DIN rail perforated - NS 35/15 WH PERF 2000MM - 0806602



DIN rail perforated, Standard profile, width: 35 mm, height: 15 mm, similar to EN 60715, material: Steel, Galvanized, white passivated, length: 2000 mm, color: silver

---

DIN rail, unperforated - NS 35/15 WH UNPERF 2000MM - 1204135



DIN rail, unperforated, Standard profile, width: 35 mm, height: 15 mm, similar to EN 60715, material: Steel, Galvanized, white passivated, length: 2000 mm, color: silver

---

DIN rail, unperforated - NS 35/15 AL UNPERF 2000MM - 1201756



DIN rail, unperforated, Standard profile, width: 35 mm, height: 15 mm, similar to EN 60715, material: Aluminum, uncoated, length: 2000 mm, color: silver

---

## Feed-through terminal block - PT 4 BU - 3211760

### Accessories

DIN rail perforated - NS 35/15 ZN PERF 2000MM - 1206599



DIN rail perforated, Standard profile, width: 35 mm, height: 15 mm, similar to EN 60715, material: Steel, galvanized, length: 2000 mm, color: silver

---

DIN rail, unperforated - NS 35/15 ZN UNPERF 2000MM - 1206586



DIN rail, unperforated, Standard profile, width: 35 mm, height: 15 mm, similar to EN 60715, material: Steel, galvanized, length: 2000 mm, color: silver

---

DIN rail, unperforated - NS 35/15 CU UNPERF 2000MM - 1201895



DIN rail, unperforated, Standard profile, width: 35 mm, height: 15 mm, similar to EN 60715, material: Copper, uncoated, length: 2000 mm, color: copper-colored

---

End cap - NS 35/15 CAP - 1206573



DIN rail end piece, for DIN rail NS 35/15

---

DIN rail, unperforated - NS 35/15-2,3 UNPERF 2000MM - 1201798



DIN rail, unperforated, Standard profile 2.3 mm, width: 35 mm, height: 15 mm, acc. to EN 60715, material: Steel, galvanized, passivated with a thick layer, length: 2000 mm, color: silver

---


### Documentation

## Feed-through terminal block - PT 4 BU - 3211760

### Accessories

Mounting material - PT-IL - 3208090

Operating decal for the push-in Technology



---

### End block

End clamp - CLIPFIX 35 - 3022218



Quick mounting end clamp for NS 35/7,5 DIN rail or NS 35/15 DIN rail, with marking option, width: 9.5 mm, color: gray

---

End clamp - CLIPFIX 35-5 - 3022276



Quick mounting end clamp for NS 35/7,5 DIN rail or NS 35/15 DIN rail, with marking option, with parking option for FBS...5, FBS...6, KSS 5, KSS 6, width: 5.15 mm, color: gray

---

End clamp - E/NS 35 N - 0800886



End clamp, width: 9.5 mm, color: gray

---

### End cover

End cover - D-ST 4 - 3030420



End cover, length: 55.9 mm, width: 2.2 mm, height: 29 mm, color: gray

---

### Insulating sleeve

## Feed-through terminal block - PT 4 BU - 3211760

### Accessories

Insulating sleeve - MPS-IH WH - 0201663

Insulating sleeve, color: white



Insulating sleeve - MPS-IH RD - 0201676

Insulating sleeve, color: red



Insulating sleeve - MPS-IH BU - 0201689

Insulating sleeve, color: blue



Insulating sleeve - MPS-IH YE - 0201692

Insulating sleeve, color: yellow



Insulating sleeve - MPS-IH GN - 0201702

Insulating sleeve, color: green



## Feed-through terminal block - PT 4 BU - 3211760

### Accessories

Insulating sleeve - MPS-IH GY - 0201728

Insulating sleeve, color: gray



Insulating sleeve - MPS-IH BK - 0201731

Insulating sleeve, color: black



Insulating sleeve - ISH 4/0,5 - 3002885

Insulating sleeve, color: gray



Insulating sleeve - ISH 4/1,0 - 3002898

Insulating sleeve, color: black



### Jumper

Plug-in bridge - FBS 2-6 - 3030336



Plug-in bridge, pitch: 6.2 mm, width: 10.7 mm, number of positions: 2, color: red



## Feed-through terminal block - PT 4 BU - 3211760

### Accessories

Plug-in bridge - FBS 3-6 - 3030242



Plug-in bridge, pitch: 6.2 mm, width: 16.9 mm, number of positions: 3, color: red

---

Plug-in bridge - FBS 4-6 - 3030255



Plug-in bridge, pitch: 6.2 mm, width: 23.1 mm, number of positions: 4, color: red

---

Plug-in bridge - FBS 5-6 - 3030349



Plug-in bridge, pitch: 6.2 mm, width: 29.3 mm, number of positions: 5, color: red

---

Plug-in bridge - FBS 6-6 - 1008238



Plug-in bridge, One side not fully isolated, pitch: 6.2 mm, width: 35.5 mm, number of positions: 6, color: red

---

Plug-in bridge - FBS 10-6 - 3030271



Plug-in bridge, pitch: 6.2 mm, width: 60.3 mm, number of positions: 10, color: red

---

## Feed-through terminal block - PT 4 BU - 3211760

### Accessories

Plug-in bridge - FBS 20-6 - 3030365



Plug-in bridge, pitch: 6.2 mm, width: 122.3 mm, number of positions: 20, color: red

---

Plug-in bridge - FBSR 2-6 - 3033715



Plug-in bridge, pitch: 6.2 mm, number of positions: 2, color: red

---

Plug-in bridge - FBSR 3-6 - 3001594



Plug-in bridge, pitch: 6.2 mm, number of positions: 3, color: red

---

Plug-in bridge - FBSR 4-6 - 3001595



Plug-in bridge, pitch: 6.2 mm, number of positions: 4, color: red

---

Plug-in bridge - FBSR 5-6 - 3001596



Plug-in bridge, pitch: 6.2 mm, number of positions: 5, color: red

---

## Feed-through terminal block - PT 4 BU - 3211760

### Accessories

Plug-in bridge - FBSR 10-6 - 3033716



Plug-in bridge, pitch: 6.2 mm, number of positions: 10, color: red

---

Plug-in bridge - FBS 2-6 BU - 3036932



Plug-in bridge, pitch: 6.2 mm, width: 10.7 mm, number of positions: 2, color: blue

---

Plug-in bridge - FBS 3-6 BU - 3036945



Plug-in bridge, pitch: 6.2 mm, width: 16.9 mm, number of positions: 3, color: blue

---

Plug-in bridge - FBS 4-6 BU - 3036958



Plug-in bridge, pitch: 6.2 mm, width: 23.1 mm, number of positions: 4, color: blue

---

Plug-in bridge - FBS 5-6 BU - 3036961



Plug-in bridge, pitch: 6.2 mm, width: 29.3 mm, number of positions: 5, color: blue

---

## Feed-through terminal block - PT 4 BU - 3211760

### Accessories

Plug-in bridge - FBS 10-6 BU - 3032198



Plug-in bridge, pitch: 6.2 mm, width: 60.3 mm, number of positions: 10, color: blue

---

Plug-in bridge - FBS 20-6 BU - 3032208



Plug-in bridge, pitch: 6.2 mm, width: 122.3 mm, number of positions: 20, color: blue

---

Plug-in bridge - FBS 50-6 BU - 3032211



Plug-in bridge, pitch: 6.2 mm, width: 308.3 mm, number of positions: 50, color: blue

---

### Labeled terminal marker

Zack marker strip - ZB 6 CUS - 0824992



Zack marker strip, can be ordered: Strip, white, labeled according to customer specifications, mounting type: snap into tall marker groove, for terminal block width: 6.2 mm, lettering field size: 6.15 x 10.5 mm, Number of individual labels: 10

---

Zack marker strip - ZB 6,LGS:FORTL.ZAHLEN - 1051016



Zack marker strip, Strip, white, labeled, can be labeled with: CMS-P1-PLOTTER, printed horizontally: consecutive numbers 1 ... 10, 11 ... 20, etc. up to 491 ... 500, mounting type: snap into tall marker groove, for terminal block width: 6.2 mm, lettering field size: 6.15 x 10.5 mm, Number of individual labels: 10

---

## Feed-through terminal block - PT 4 BU - 3211760

### Accessories

#### Zack marker strip - ZB 6,QR:FORTL.ZAHLEN - 1051029



Zack marker strip, Strip, white, labeled, can be labeled with: CMS-P1-PLOTTER, Printed vertically: consecutive numbers 1 ... 10, 11 ... 20, etc. up to 491 ... 500, mounting type: snap into tall marker groove, for terminal block width: 6.2 mm, lettering field size: 6.15 x 10.5 mm, Number of individual labels: 10

#### Zack marker strip - ZB 6,LGS:GLEICHE ZAHLEN - 1051032



Zack marker strip, Strip, white, labeled, can be labeled with: CMS-P1-PLOTTER, printed horizontally: Identical numbers 1 or 2, etc. up to 100, mounting type: snap into tall marker groove, for terminal block width: 6.2 mm, lettering field size: 6.15 x 10.5 mm, Number of individual labels: 10

#### Marker for terminal blocks - ZB 6,LGS:L1-N,PE - 1051414



Marker for terminal blocks, Strip, white, labeled, can be labeled with: CMS-P1-PLOTTER, horizontal: L1, L2, L3, N, PE, L1, L2, L3, N, PE, mounting type: snap into tall marker groove, for terminal block width: 6.2 mm, lettering field size: 6.15 x 10.5 mm, Number of individual labels: 10

#### Marker for terminal blocks - ZB 6,LGS:U-N - 1051430



Marker for terminal blocks, Strip, white, labeled, can be labeled with: CMS-P1-PLOTTER, printed horizontally: U, V, W, N, GND, U, V, W, N, GND, mounting type: snap into tall marker groove, for terminal block width: 6.2 mm, lettering field size: 6.15 x 10.5 mm, Number of individual labels: 10

#### Marker for terminal blocks - UC-TM 6 CUS - 0824589



Marker for terminal blocks, can be ordered: by sheet, white, labeled according to customer specifications, mounting type: snap into tall marker groove, for terminal block width: 6.2 mm, lettering field size: 5.6 x 10.5 mm, Number of individual labels: 80

## Feed-through terminal block - PT 4 BU - 3211760

### Accessories

#### Marker for terminal blocks - UCT-TM 6 CUS - 0829602



Marker for terminal blocks, can be ordered: by sheet, white, labeled according to customer specifications, mounting type: snap into tall marker groove, for terminal block width: 6.2 mm, lettering field size: 5.6 x 10.5 mm, Number of individual labels: 60

---

#### Zack Marker strip, flat - ZBF 6 CUS - 0825027



Zack Marker strip, flat, Strip, can be ordered: Strip, white, labeled according to customer specifications, mounting type: snap into flat marker groove, for terminal block width: 6.2 mm, lettering field size: 5.15 x 6.15 mm, Number of individual labels: 10

---

#### Marker for terminal blocks - UC-TMF 6 CUS - 0824646



Marker for terminal blocks, can be ordered: by sheet, white, labeled according to customer specifications, mounting type: snap into flat marker groove, for terminal block width: 6.2 mm, lettering field size: 5.6 x 5.1 mm, Number of individual labels: 80

---

#### Marker for terminal blocks - UCT-TMF 6 CUS - 0829665



Marker for terminal blocks, can be ordered: by sheet, white, labeled according to customer specifications, mounting type: snap into flat marker groove, for terminal block width: 6.2 mm, lettering field size: 5.4 x 4.7 mm, Number of individual labels: 60

---

#### Zack Marker strip, flat - ZBF 6,LGS:FORTL.ZAHLEN - 0808749



Zack Marker strip, flat, Strip, white, labeled, printed horizontally: consecutive numbers 1 ... 10, 11 ... 20, etc. up to 91 ... 100, mounting type: snap into flat marker groove, for terminal block width: 6.2 mm, lettering field size: 5.15 x 6.15 mm, Number of individual labels: 10

## Feed-through terminal block - PT 4 BU - 3211760

### Accessories

Zack Marker strip, flat - ZBF 6,QR:FORTL.ZAHLEN - 0808765



Zack Marker strip, flat, Strip, white, labeled, Printed vertically: consecutive numbers 1 ... 10, 11 ... 20, etc. up to 91 ... 100, mounting type: snap into flat marker groove, for terminal block width: 6.2 mm, lettering field size: 5.15 x 6.15 mm, Number of individual labels: 10

Zack Marker strip, flat - ZBF 6,LGS:GERADE ZAHLEN - 0810834



Zack Marker strip, flat, Strip, white, labeled, printed horizontally: consecutive numbers 2 ... 20, 22 ... 40, etc. up to 82 ... 100, mounting type: snap into flat marker groove, for terminal block width: 6.2 mm, lettering field size: 5.15 x 6.15 mm, Number of individual labels: 10

Zack Marker strip, flat - ZBF 6,LGS:UNGERADE ZAHLEN - 0810876



Zack Marker strip, flat, Strip, white, labeled, printed horizontally: Odd numbers 1 - 19, 21 - 39, etc. up to 81 - 99, mounting type: snap into flat marker groove, for terminal block width: 6.2 mm, lettering field size: 5.15 x 6.15 mm, Number of individual labels: 10

Marker for terminal blocks - TMT 6 R CUS - 0824488



Marker for terminal blocks, can be ordered: by line, white, labeled according to customer specifications, mounting type: snap into universal marker groove, snap into flat marker groove, for terminal block width: 6.2 mm, lettering field size: 6.35 x 6.15 mm

### Marker carriers

Group marker label for terminal marking - GBS-ZB/26X6 - 0809298



Group marking label, snaps onto terminal center for screw, spring-cage and quick connection terminal blocks, labeled with ESL 26x6 mm or EST 25x6 mm, in the foot part with Zack marker strip, length: 29 mm

## Feed-through terminal block - PT 4 BU - 3211760

### Accessories

Marker carriers - CARRIER-TM 300 - 0828282



Marker carriers, gray, unlabeled, mounting type: snap into flat marker groove, lettering field size: 10.5 x 300 mm

---

### Partition plate

Partition plate - ATP-ST 4 - 3030721



Partition plate, length: 59.8 mm, width: 2 mm, height: 39 mm, color: gray

---

### Planning and marking software

Software - PROJECT COMPLETE - 1050453



Intuitive planning and marking software for configuring terminal strips and for professional marking of marking materials for terminal blocks, conductors, cables, devices, and systems. The software is available for download

---

### Reducing bridge

Reducing bridge - RB ST (2,5/4)-1,5/S - 3214356



Reducing bridge, pitch: 6.7 mm, length: 22.7 mm, width: 10.4 mm, number of positions: 2, color: red

---

### Screwdriver tools

Screwdriver - SZF 1-0,6X3,5 - 1204517



Actuation tool, for ST terminal blocks, also suitable for use as a bladed screwdriver, size: 0.6 x 3.5 x 100 mm, 2-component grip, with non-slip grip



## Feed-through terminal block - PT 4 BU - 3211760

### Accessories

Actuation tool - ST-BW - 1207608



Actuation tool, for all 2.5 mm<sup>2</sup> - 4.0 mm<sup>2</sup> spring-cages

---

### Short-circuit connector

Short-circuit connector - FBSRH 2-6 - 3033812



Short-circuit connector, pitch: 6.2 mm, number of positions: 2, color: red

---

### Terminal marking

Group marker label for terminal marking - GBS 5-25X12 - 0810588



Group marker label, snaps onto terminal center for screw, spring-cage and quick connection terminal blocks, labeled with a 25 x 12 mm label or manually with the B-STIFT, in the foot part with ZB 5

---

Zack marker strip - ZB 6:UNBEDRUCKT - 1051003



Zack marker strip, Strip, white, unlabeled, can be labeled with: PLOTMARK, CMS-P1-PLOTTER, mounting type: snap into tall marker groove, for terminal block width: 6.2 mm, lettering field size: 6.15 x 10.5 mm, Number of individual labels: 10

---

Marker for terminal blocks - UC-TM 6 - 0818085



Marker for terminal blocks, Sheet, white, unlabeled, can be labeled with: BLUEMARK ID COLOR, BLUEMARK ID, BLUEMARK CLED, PLOTMARK, CMS-P1-PLOTTER, mounting type: snap into tall marker groove, for terminal block width: 6.2 mm, lettering field size: 5.6 x 10.5 mm, Number of individual labels: 80

## Feed-through terminal block - PT 4 BU - 3211760

### Accessories

#### Marker for terminal blocks - UCT-TM 6 - 0828736



Marker for terminal blocks, Sheet, white, unlabeled, can be labeled with: TOPMARK NEO, TOPMARK LASER, BLUEMARK ID COLOR, BLUEMARK ID, BLUEMARK CLED, THERMOMARK PRIME, THERMOMARK CARD 2.0, THERMOMARK CARD, mounting type: snap into tall marker groove, for terminal block width: 6.2 mm, lettering field size: 5.6 x 10.5 mm, Number of individual labels: 60

#### Zack Marker strip, flat - ZBF 6:UNBEDRUCKT - 0808710



Zack Marker strip, flat, Strip, white, unlabeled, can be labeled with: PLOTMARK, CMS-P1-PLOTTER, mounting type: snap into flat marker groove, for terminal block width: 6.2 mm, lettering field size: 5.15 x 6.15 mm, Number of individual labels: 10

#### Marker for terminal blocks - UC-TMF 6 - 0818140



Marker for terminal blocks, Sheet, white, unlabeled, can be labeled with: BLUEMARK ID COLOR, BLUEMARK ID, BLUEMARK CLED, PLOTMARK, CMS-P1-PLOTTER, mounting type: snap into flat marker groove, for terminal block width: 6.2 mm, lettering field size: 5.6 x 5.1 mm, Number of individual labels: 80

#### Marker for terminal blocks - UCT-TMF 6 - 0828746



Marker for terminal blocks, Sheet, white, unlabeled, can be labeled with: TOPMARK NEO, TOPMARK LASER, BLUEMARK ID COLOR, BLUEMARK ID, BLUEMARK CLED, THERMOMARK PRIME, THERMOMARK CARD 2.0, THERMOMARK CARD, mounting type: snap into flat marker groove, for terminal block width: 6.2 mm, lettering field size: 5.4 x 4.7 mm, Number of individual labels: 60

#### Marker for terminal blocks - TMT 6 R - 0816498



Marker for terminal blocks, Roll, white, unlabeled, can be labeled with: THERMOMARK ROLL 2.0, THERMOMARK ROLL, THERMOMARK ROLL X1, THERMOMARK ROLLMASTER 300/600, THERMOMARK X1.2, THERMOMARK S1.1, perforated, mounting type: snap into universal marker groove, snap into flat marker groove, for terminal block width: 6.2 mm, lettering field size: 6.35 x 6.15 mm, Number of individual labels: 16000

## Feed-through terminal block - PT 4 BU - 3211760

### Accessories

Marker for terminal blocks - TMT (EX9,5)R - 0828295



Marker for terminal blocks, Roll, white, unlabeled, can be labeled with: THERMOMARK ROLL 2.0, THERMOMARK ROLL, THERMOMARK ROLL X1, THERMOMARK ROLLMASTER 300/600, THERMOMARK X1.2, mounting type: snap into universal marker groove, snap into tall marker groove, for terminal block width: 50000 mm, lettering field size: 9.5 x 50000 mm, Number of individual labels: 1

Marker for terminal blocks - US-TM 100 - 0829255



Marker for terminal blocks, Card, white, unlabeled, can be labeled with: BLUEMARK ID COLOR, BLUEMARK ID, THERMOMARK PRIME, THERMOMARK CARD 2.0, THERMOMARK CARD, mounting type: snap into universal marker groove, lettering field size: 104 x 9.8 mm, Number of individual labels: 13

### Test plug terminal block

Test plugs - MPS-MT - 0201744



Test plugs, with solder connection up to 1 mm<sup>2</sup> conductor cross section, color: gray

Test plugs - PS-6 - 3030996



Test plugs, Modular test plug, color: red

Test plugs - PS-6/2,3MM RD - 3038736



Test plugs, color: red

### Test socket

## Feed-through terminal block - PT 4 BU - 3211760

### Accessories

Test adapter - PAI-4-FIX-5/6 BU - 3035975



4 mm test adapter, for terminal blocks with 5.2 mm and 6.2 mm pitch

---

Test adapter - PAI-4-FIX-5/6 OG - 3035974



4 mm test adapter, for terminal blocks with 5.2 mm and 6.2 mm pitch

---

Test adapter - PAI-4-FIX-5/6 YE - 3035977



4 mm test adapter, for terminal blocks with 5.2 mm and 6.2 mm pitch

---

Test adapter - PAI-4-FIX-5/6 RD - 3035976



4 mm test adapter, for terminal blocks with 5.2 mm and 6.2 mm pitch

---

Test adapter - PAI-4-FIX-5/6 GN - 3035978



4 mm test adapter, for terminal blocks with 5.2 mm and 6.2 mm pitch

---

## Feed-through terminal block - PT 4 BU - 3211760

### Accessories

Test adapter - PAI-4-FIX-5/6 BK - 3035980



4 mm test adapter, for terminal blocks with 5.2 mm and 6.2 mm pitch

---

Test adapter - PAI-4-FIX-5/6 GY - 3035982



4 mm test adapter, for terminal blocks with 5.2 mm and 6.2 mm pitch

---

Test adapter - PAI-4-FIX-5/6 VT - 3035979



4 mm test adapter, for terminal blocks with 5.2 mm and 6.2 mm pitch

---

Test adapter - PAI-4-FIX-5/6 BN - 3035981



4 mm test adapter, for terminal blocks with 5.2 mm and 6.2 mm pitch

---

Test adapter - PAI-4-FIX-5/6 WH - 3035983



4 mm test adapter, for terminal blocks with 5.2 mm and 6.2 mm pitch

---

Warning label printed

## Feed-through terminal block - PT 4 BU - 3211760

### Accessories

Warning label - WS PT 4 - 1029563



Warning label, yellow/black, labeled: Lightning flash, mounting type: plug in, for terminal block width: 6.2 mm

---

Phoenix Contact 2021 © - all rights reserved  
<http://www.phoenixcontact.com>