


Surge protection device - TTC-6P-3-HF-F-M-12DC-UT-I - 2906786

Please be informed that the data shown in this PDF Document is generated from our Online Catalog. Please find the complete data in the user's documentation. Our General Terms of Use for Downloads are valid (<http://phoenixcontact.com/download>)




Surge protection, consisting of protective plug and base element, with integrated status indicator and knife disconnection for three signal wires with common reference potential. For HF applications and telecommunications interfaces without supply voltage. Indirect grounding via gas-filled surge arrester.

Your advantages

- ✓ Space-saving and cost-saving with a narrow overall width of just 6 mm
- ✓ Continuous monitoring of protective devices, plus mechanical status indicator with optional remote signaling
- ✓ Finding the right product for all possible requirements in MCR applications is easy, thanks to the complete range of products with customized features
- ✓ Easy testing and documentation with CHECKMASTER 2 with pluggable protective modules
- ✓ The signal is not influenced during maintenance work, thanks to the impedance-neutral insertion and removal of protective plugs



Key Commercial Data

Packing unit	1 pc
GTIN	 4 055626 135434
GTIN	4055626135434
Weight per Piece (excluding packing)	43.020 g
Custom tariff number	85363010
Country of origin	Germany
Note	Made to Order (non-returnable)

Technical data

Dimensions

Height	105.8 mm
Width	6.2 mm +0.1 mm
Depth	100 mm (incl. DIN rail 7.5 mm)

Ambient conditions

Ambient temperature (operation)	-40 °C ... 85 °C
Ambient temperature (storage/transport)	-40 °C ... 85 °C

Surge protection device - TTC-6P-3-HF-F-M-12DC-UT-I - 2906786

Technical data

Ambient conditions

Permissible humidity (operation)	5 % ... 95 %
Altitude	≤ 4000 m (amsl (above mean sea level))
Degree of protection	IP20

General

Housing material	PBT
Flammability rating according to UL 94	V-0
Color	traffic grey A RAL 7042
	light grey RAL 7035
Mounting type	DIN rail: TH 35 - 7.5 mm
Type	DIN rail module, two-section, divisible
Direction of action	Line-Line & Line-Signal Ground/Shield & optional Signal Ground/Shield-Earth Ground

Protective circuit

IEC test classification	C1
	C2
	C3
	D1
Nominal voltage U_N	12 V DC
Maximum continuous voltage U_C	15 V DC
	10 V AC
Rated current	600 mA (56 °C)
Operating effective current I_C at U_C	≤ 100 μ A
Residual current I_{PE}	≤ 1 μ A
Nominal discharge current I_n (8/20) μ s (line-line)	5 kA
Nominal discharge current I_n (8/20) μ s (line-earth)	5 kA
Nominal discharge current I_n (8/20) μ s (line-signal ground)	5 kA
Pulse discharge current I_{imp} (10/350) μ s (line-line)	0.5 kA
Pulse discharge current I_{imp} (10/350) μ s (line-earth)	0.5 kA
Pulse discharge current I_{imp} (10/350) μ s (line-signalground)	0.5 kA
Total discharge current I_{total} (8/20) μ s	10 kA
Voltage protection level U_p (line-line)	≤ 145 V (C1 - 1 kV / 500 A)
	≤ 260 V (C2 - 10 kV / 5 kA)
	≤ 25 V (C3 - 25 A)
	≤ 30 V (C3 - 100 A)
Voltage protection level U_p (line-earth)	≤ 750 V (C1 - 1 kV / 500 A)
	≤ 750 V (C2 - 10 kV / 5 kA)
	≤ 1.1 kV (C3 - 25 A)
	≤ 1.2 kV (C3 - 100 A)
Voltage protection level U_p (line-signalground)	≤ 80 V (C1 - 1 kV / 500 A)

Surge protection device - TTC-6P-3-HF-F-M-12DC-UT-I - 2906786

Technical data

Protective circuit

	≤ 95 V (C2 - 10 kV / 5 kA)
	≤ 25 V (C3 - 25 A)
	≤ 30 V (C3 - 100 A)
Voltage protection level U _p static (line-line)	≤ 40 V (C1 - 1 kV / 500 A)
	≤ 95 V (C2 - 10 kV / 5 kA)
Voltage protection level U _p static (line-earth)	≤ 40 V (C1 - 1 kV / 500 A)
	≤ 95 V (C2 - 10 kV / 5 kA)
Voltage protection level U _p static (line-signalground)	≤ 750 V (C1 - 1 kV / 500 A)
	≤ 750 V (C2 - 10 kV / 5 kA)
Response time t _A (line-line)	≤ 1 ns
Response time t _A (line-signalground)	≤ 1 ns
Response time t _A (line-earth)	≤ 100 ns
Input attenuation aE, sym.	typ. 0.3 dB (≤ 8.7 MHz / 150 Ω)
Input attenuation aE, asym.	typ. 0.3 dB (≤ 10.5 MHz / 150 Ω)
Cut-off frequency f _g (3 dB), sym. in 150 Ω system	typ. 60 MHz
Cut-off frequency f _g (3 dB), asym. (signal ground) in 150 Ω system	typ. 60 MHz
Capacity (line-line)	typ. 32 pF
Capacity (line-signalground)	typ. 32 pF
Resistance per path	1.65 Ω ±20 %
Surge protection fault message	optical
Max. required back-up fuse	630 mA (FF)
Impulse durability (line-line)	C1 - 1 kV / 500 A
	C2 - 10 kV / 5 kA
	C3 - 100 A
Impulse durability (line-earth)	C1 - 1 kV / 500 A
	C2 - 10 kV / 5 kA
	C3 - 100 A
	D1 - 500 A
Impulse durability (line-signalground)	C1 - 1 kV / 500 A
	C2 - 10 kV / 5 kA
	C3 - 100 A
	D1 - 500 A
Pulse reset time (line-line)	≤ 30 ms
Pulse reset time (line-earth)	≤ 30 ms
Pulse reset time (line-signalground)	≤ 30 ms

Additional technical data

Max. total discharge current I _{total max} (8/20) μs	20 kA (1x)
---	------------

Connection data

Connection method	Screw connection
-------------------	------------------

Surge protection device - TTC-6P-3-HF-F-M-12DC-UT-I - 2906786

Technical data

Connection data

Screw thread	M3
Tightening torque	0.5 Nm ... 0.6 Nm
Stripping length	8 mm
Conductor cross section flexible	0.2 mm ² ... 2.5 mm ²
Conductor cross section solid	0.2 mm ² ... 4 mm ²
Conductor cross section AWG	24 ... 12

Standards and Regulations

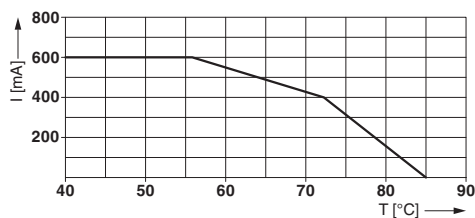
Standards/specifications	IEC 61643-21 2000 + corrigendum 2001 + A1:2008, modified + A2:2012
	EN 61643-21 2001 + A1:2009 + A2:2013
	IEC 60079-0 2017
	IEC 60079-7 2017

Environmental Product Compliance

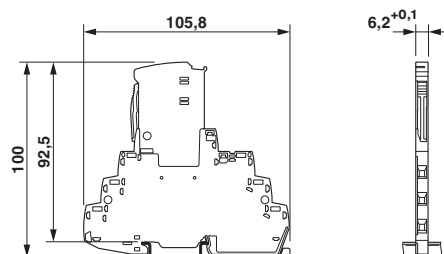
REACH SVHC	Lead 7439-92-1
China RoHS	Environmentally Friendly Use Period = 50 years
	For details about hazardous substances go to tab "Downloads", Category "Manufacturer's declaration"

Drawings

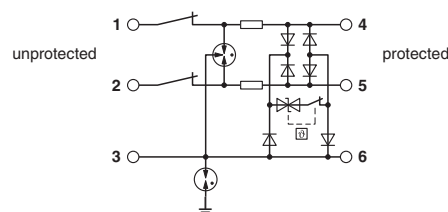
Diagram



Dimensional drawing



Circuit diagram



Surge protection device - TTC-6P-3-HF-F-M-12DC-UT-I - 2906786

Diagram

Derating for Ex-areas (Zone 2, EX ec)

ϑ [°C]	I [mA]
≤ 30°C	600 mA
> 30°C ... ≤ 50°C	500 mA
> 50°C ... ≤ 70°C	400 mA

Classifications

eCl@ss

eCl@ss 10.0.1	27130807
eCl@ss 11.0	27130807
eCl@ss 4.0	27140201
eCl@ss 4.1	27130801
eCl@ss 5.0	27130801
eCl@ss 5.1	27130801
eCl@ss 6.0	27130800
eCl@ss 7.0	27130807
eCl@ss 9.0	27130807

ETIM

ETIM 2.0	EC000943
ETIM 3.0	EC000943
ETIM 4.0	EC000943
ETIM 6.0	EC000943
ETIM 7.0	EC000943

UNSPSC

UNSPSC 6.01	30212010
UNSPSC 7.0901	39121610
UNSPSC 11	39121610
UNSPSC 12.01	39121610
UNSPSC 13.2	39121620
UNSPSC 18.0	39121620
UNSPSC 19.0	39121620
UNSPSC 20.0	39121620
UNSPSC 21.0	39121620

Approvals

Approvals

Surge protection device - TTC-6P-3-HF-F-M-12DC-UT-I - 2906786

Approvals

Approvals

DNV GL / CSA / UL Listed / CSAus / cCSAus

Ex Approvals

Approval details

DNV GL		https://approvalfinder.dnvgl.com/	TAE000027G
CSA		http://www.csagroup.org/services-industries/product-listing/	70136717
UL Listed		http://database.ul.com/cgi-bin/XYV/template/LISEXT/1FRAME/index.htm	FILE E 138168
CSAus		http://www.csagroup.org/services-industries/product-listing/	70136717
cCSAus			

Accessories

Accessories

End block

End clamp - CLIPFIX 35-5 - 3022276



Quick mounting end clamp for NS 35/7,5 DIN rail or NS 35/15 DIN rail, with marking option, with parking option for FBS...5, FBS...6, KSS 5, KSS 6, width: 5.15 mm, color: gray

Labeled terminal marker

Surge protection device - TTC-6P-3-HF-F-M-12DC-UT-I - 2906786

Accessories

Zack Marker strip, flat - ZBF 6 CUS - 0825027



Zack Marker strip, flat, Strip, can be ordered: Strip, white, labeled according to customer specifications, mounting type: snap into flat marker groove, for terminal block width: 6.2 mm, lettering field size: 5.15 x 6.15 mm, Number of individual labels: 10

Zack Marker strip, flat - ZBF 6,QR:FORTL.ZAHLEN - 0808765



Zack Marker strip, flat, Strip, white, labeled, Printed vertically: consecutive numbers 1 ... 10, 11 ... 20, etc. up to 91 ... 100, mounting type: snap into flat marker groove, for terminal block width: 6.2 mm, lettering field size: 5.15 x 6.15 mm, Number of individual labels: 10

Marker pen

Marker pen - X-PEN 0,35 - 0811228



Marker pen without ink cartridge, for manual labeling of markers, labeling extremely wipe-proof, line thickness 0.35 mm

Terminal marking

Zack Marker strip, flat - ZBF 6:UNBEDRUCKT - 0808710



Zack Marker strip, flat, Strip, white, unlabeled, can be labeled with: PLOTMARK, CMS-P1-PLOTTER, mounting type: snap into flat marker groove, for terminal block width: 6.2 mm, lettering field size: 5.15 x 6.15 mm, Number of individual labels: 10

Zack Marker strip, flat - ZBF 6/WH-100:UNBEDRUCKT - 0808736



Zack Marker strip, flat, Strip, white, unlabeled, can be labeled with: PLOTMARK, CMS-P1-PLOTTER, mounting type: snap into flat marker groove, for terminal block width: 6.2 mm, lettering field size: 5.15 x 6.15 mm, Number of individual labels: 10

Additional products

Surge protection device - TTC-6P-3-HF-F-M-12DC-UT-I - 2906786

Accessories

Remote signaling set - TTC-6-FMRS-UT - 2907810



Module set for the optical monitoring and floating remote signaling of adjacent surge protective devices in the TERMITRAB complete or CLIXTRAB product family. Suitable for directly grounded DIN rails.

Fuse holder - TTC-6-FC-UT - 1054762



Fuse carrier for surge protective devices of the TERMITRAB complete product range with screw connection technology. Multi-level connection on TTC-6 housings possible. For conventional 5x20 mm miniature fuses.

Shield connection - SSA 3-6 - 2839295



Shield fast connection for 3 ... 6 mm cable diameter. Potential connecting cable: 200 mm, 1 mm², color: black

Shield connection - SSA 5-10 - 2839512



Shield fast connection for 5 ... 10 mm cable diameter. Potential connecting cable: 200 mm, 1 mm², color: black

Spare parts

Surge protection plug - TTC-6P-3-HF-12DC-I-P - 2907846



Surge protection plug with integrated status indicator on the module for three signal wires. For HF applications. Nominal voltage: 12 V DC