

EV Charger

7.4 kW

22 kW

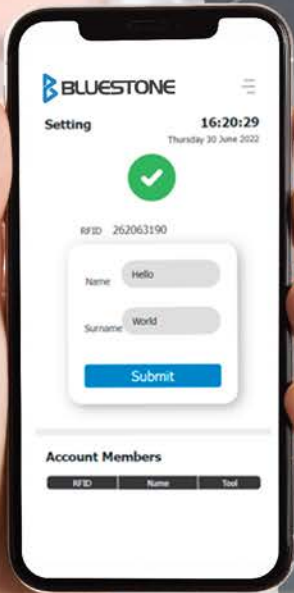
EV3C-AC1-7,4

EV3C-AC3-22

EV3C-AC1-7,4 IoT

EV3C-AC3-22 IoT

EV3



LineOA: @bluestoneevcharger

EV Charger

EV3-AC1-7,4 / EV3-AC1-7,4 IoT

EV3-AC3-22 / EV3-AC3-22 IoT



Concept

1. Design EV Charger to have longer lifetime by separating control part from high power side to avoid collective heat during charging.
2. Most protection needed inside.
3. Design home use software to maximise customer experiences.

General

- Made from industrial high-grade components
- Isolate the power supply side from the control side
- Aluminum housing
- IP65
- DC 6mA residual current monitoring built-in
- Minimal Style
- Many colours



Features

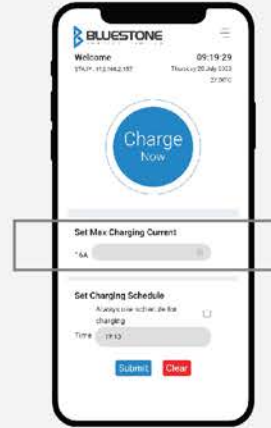
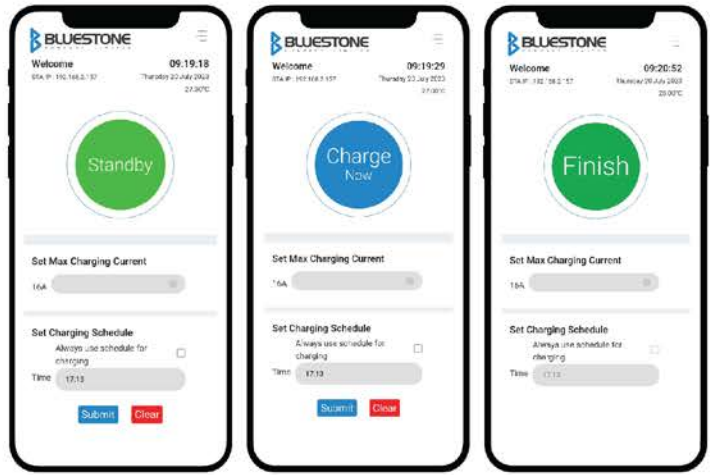
- Web Application for monitoring and controlling
- Charging status
- Setting charge schedule
- Adjusting charging current
- Monitoring Real-time charging parameter
- Charging log
- Authentication (RFID)
- RFID setting
- Connect to Ethernet network
- Communication: Wi-Fi and Modbus RTU



Software - Features

Status

Real-time status monitoring on the smartphone.



Charging Schedule

Set charging schedule allows customers to choose a lower electricity price start time without returning to the EV again.

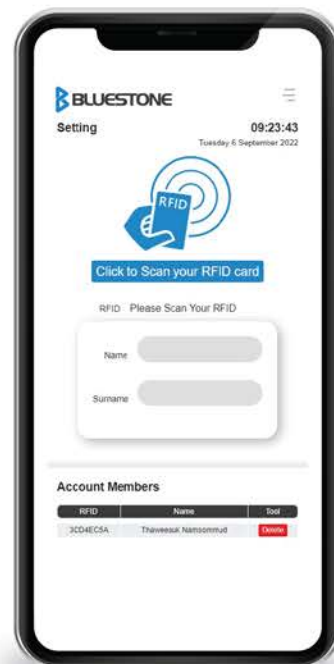
Adjusting charging current

Can prevent breaker trips from too high current.

Real-time charging parameters

Display real-time charging parameters, including charging duration, energy kWh, current and total power kW.

	Phase 1	Phase 2	Phase 3
Energy	0.01		kWh
Current	0.00		A
Voltage	0.00		V
Power	0.00		kW



Charging log

Display user information on up to 50 events, including charging date, charging duration and energy consumption.

The image shows a smartphone screen displaying a 'History' table with columns for DATE, TIME, NAME, DURATION, and ENERGY (KWH). The table contains two rows of data.

DATE	TIME	NAME	DURATION	ENERGY (KWH)
06/09/2022	08:48:47	Bank	00:00:47	0.01
06/09/2022	08:42:03	Sweet	00:01:10	0.02

Authentication – RFID

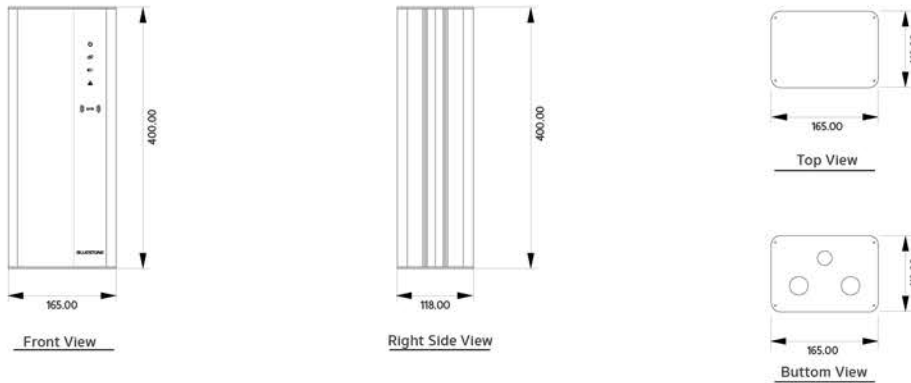
Authenticate using RFID. Self-authentication assigned by users

RFID Setting

RFID can be added/removed on this web application.

Dimensions

Unit : mm



Model	EV3-AC1-7,4	EV3-AC1-7,4 IoT	EV3-AC3-22	EV3-AC3-22 IoT
System				
Power system	1 Phase 32A 50 Hz		3 Phase 32A 50 Hz	
Output power	7,4 kW		22 kW	
Connector type / Cable length	Type 2 / 5 m.		Type 2 / 5 m.	
Protection				
Residual current 6 mA DC (RCM)	Yes	Yes	Yes	Yes
Local status display	System On/Connect / Charge / Error			
Blackout Protection (optional)	No	Via Modbus RTU	No	Via Modbus RTU
Web monitoring	No	Yes	No	Yes
Remote On/Off	No	Yes	No	Yes
24 Hr Schedule charging program	No	Yes	No	Yes
Energy monitoring	No	Yes	No	Yes
Charging History (data logger)	No	Yes	No	Yes
Charging current adjustable	No	Yes	No	Yes
Authentication	No	Yes via RFID	No	Yes via RFID
External Communication	No	Wifi, Modbus RTU	No	Wifi, Modbus RTU
Enclosure	Aluminum			
IP Protection Degree	IP65			
Dimension	WxHxD 165x400x120 mm			

EV3

Matching Styles

