

# Lighting: Fluorescent & LED Tube Lighting Fixture (Ceiling), ELPG Series



Flameproof and Dust protection by enclosure

Zone 1 & 2 – 22

## Specification

- Body material : Marine grade copper-free aluminium alloy with polyester powder coated, RAL 7032 (grey)
- Tube : Borosilicate glass
- Internal reflector : Anodized aluminium
- Guard (option) : Stainless steel

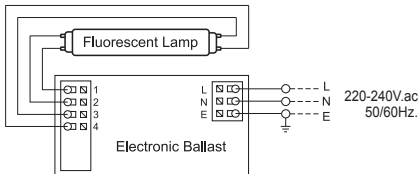


## Technical Data

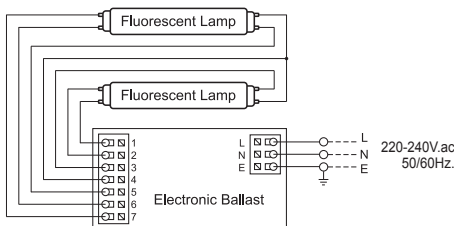
<b>Hazardous Area</b>	Gas	Dust
<b>Zones</b>	1 & 2	22
<b>Equipment Group/Category</b>	II 2G	II 3D
<b>Symbol of Protection</b>	Ex d IIB T6 Gb	Ex tc IIIB T85°C Dc IP54
<b>Conformity to standards</b>	EN 60079-0:2012+A11:2013, EN 60079-1:2014, EN 60079-31:2014	
<b>Ambient Temperature</b>	-20°C to +50°C	
<b>Index of Protection</b>	IP54	
<b>Entries</b>	M20x1.5, M25x1.5 or Ø3/4" NPT	
<b>Mounting</b>	Ceiling mount	
<b>Rated Voltage</b>	110-240V.ac 50/60Hz. (THDi ≤ 10%, P.F. ≥ 0.98)	

## Wiring Diagram

Electronic ballast for fluorescent lamp;  
1x 14W., 1x 28W., 1x 18W. and 1x 36W.

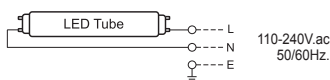


Electronic ballast for fluorescent lamp;  
2x 14W., 2x 28W., 2x 18W. and 2x 36W.

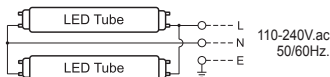


LED Tube without driver

1x Lamp

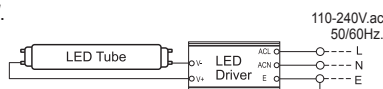


2x Lamp

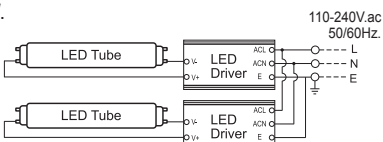


LED Tube with driver (25W. only)

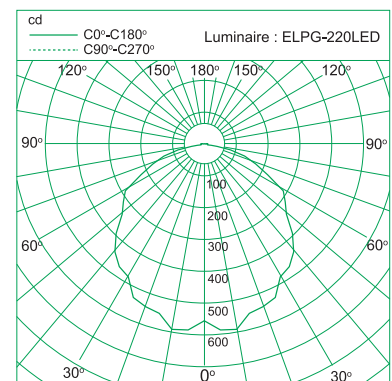
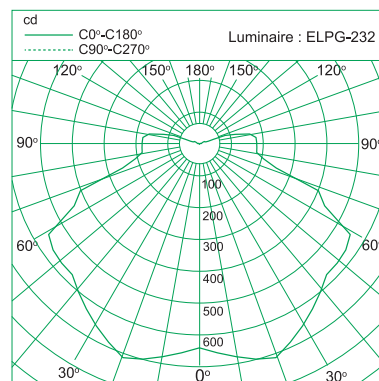
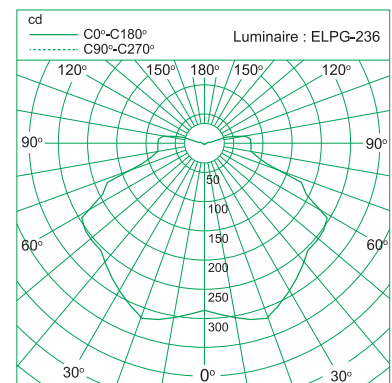
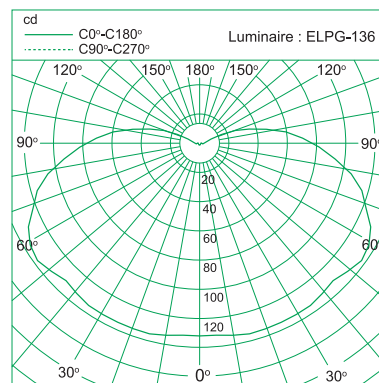
1x 25W.



2x 25W.



## Polar Luminous Intensity Distribution



Complete photometrics, please contact us.

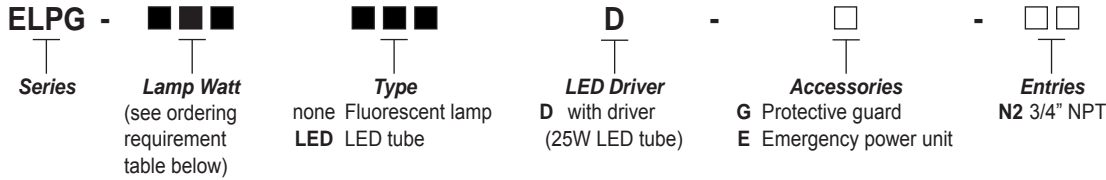
# Lighting: Fluorescent & LED Tube Lighting Fixture (Ceiling), ELPG Series



Flameproof and Dust protection by enclosure

Zone 1 & 2 – 22

## Catalogue Number Logic



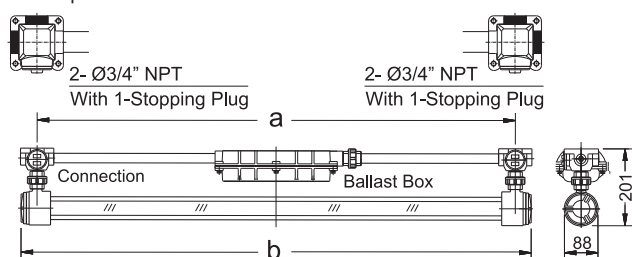
## Ordering Requirements

Cat. No.	Lamp Watt	Voltage	Ballast	Temp. Class (for zone 1 & 2)		Max. Surface Temp.* (for zone 22)		Volume (dm <sup>3</sup> )	Dimension in mm.		Approx. Weight (kgs.)					
				Ta 40°C	Ta 50°C	Ta 40°C	Ta 50°C		a	b						
<b>T8 Fluorescent Lamp</b>																
ELPG-118-□	1x 18W.	220-240V.ac	Electronic	T6	T6	T85°C	T85°C	1.68	620	715	7.45					
ELPG-218-□	2x 18W.	50/60Hz.						3.70	685	725	10.15					
ELPG-136-□	1x 36W.							3.01	1255	1333	9.85					
ELPG-236-□	2x 36W.							6.35	1232	1325	15.38					
<b>T5 Fluorescent Lamp</b>																
ELPG-114-□	1x 14W.	220-240V.ac	Electronic	T6	T6	T85°C	T85°C	1.68	620	715	7.45					
ELPG-214-□	2x 14W.	50/60Hz.						3.70	685	725	10.15					
ELPG-128-□	1x 28W.							3.01	1255	1333	9.85					
ELPG-228-□	2x 28W.							6.35	1232	1325	15.38					
<b>LED Tube</b>																
ELPG-105LED-□	1x 5W.	110-240V.ac	-	T6	T6	T85°C	T85°C	1.68	620	715	7.45					
ELPG-205LED-□	2x 5W.	50/60Hz.						3.70	685	725	10.15					
ELPG-106LED-□	1x 6W.							1.68	620	715	7.45					
ELPG-206LED-□	2x 6W.							3.70	685	725	10.15					
ELPG-108LED-□	1x 8W.							1.68	620	715	7.45					
ELPG-208LED-□	2x 8W.							3.70	685	725	10.15					
ELPG-109LED-□	1x 9W.							1.68	620	715	7.45					
ELPG-209LED-□	2x 9W.							3.70	685	725	10.15					
ELPG-114LED-□	1x 14W.	110-240V.ac						-	T6	T6	T85°C	T85°C	3.01	1255	1333	7.45
ELPG-214LED-□	2x 14W.	50/60Hz.											6.35	1232	1325	10.15
ELPG-115LED-□	1x 15W.												3.01	1255	1333	7.45
ELPG-215LED-□	2x 15W.												6.35	1232	1325	10.15
ELPG-116LED-□	1x 16W.												3.01	1255	1333	7.45
ELPG-216LED-□	2x 16W.												6.35	1232	1325	10.15
ELPG-118LED-□	1x 18W.												3.01	1255	1333	9.85
ELPG-218LED-□	2x 18W.												6.35	1232	1325	15.38
ELPG-120LED-□	1x 20W.		3.01	1255	1333	9.35										
ELPG-220LED-□	2x 20W.		6.35	1232	1325	15.38										
ELPG-122LED-□	1x 22W.		3.01	1255	1333	9.38										
ELPG-222LED-□	2x 22W.		6.35	1232	1325	15.38										
ELPG-125LEDD-□	1x 25W.	110-240V.ac	LED Driver	T6	T6	T85°C	T85°C						3.01	1255	1333	9.38
ELPG-225LEDD-□	2x 25W.	50/60Hz.											6.35	1232	1325	15.38

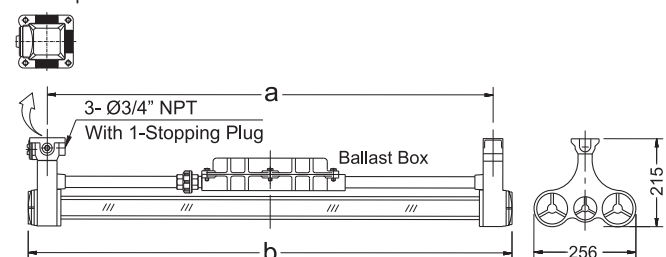
Lighting source; cool white (6500K) are standard and/or warm white (3000K), please specify.

## Dimension

1x Lamp



2x Lamp



Remark \*: The maximum surface temperatures are specified for dust free condition. The dust layer which may cover around the lighting fixture will cause to higher surface temperature.