

Conduit Fitting: Sealing Fitting, DYS/ DYK/ DYD Series

Flameproof and Dust protection by enclosure

Zone 1 & 2 – 21 & 22



Application

The sealing fittings are used in a conduit system for zone 1, 2 and zone 21, 22 hazardous areas, to prevent the passage of gases, vapors or flames from one portion of the electrical installation to another through the conduit.

- DYS series for sealing in vertical position.
- DYK series for sealing in horizontal position.
- DYD series for sealing in vertical position and provide continuous water drain path.

Specification

Body material : Marine grade copper-free aluminium alloy with polyester powder coated, RAL 7032 (Grey)

Technical Data

Hazardous Area	Gas	Dust
Zones	1 & 2	21 & 22
Equipment Group/Category	II 2G	II 2D
Symbol of Protection	Ex db IIC Gb	Ex tb IIIC Db IP66
T Rating	Temperature class of enclosure to which will be connected.	
Conformity to Standards	EN 60079-0:2012+A11:2013, EN 60079-1:2014, EN 60079-31:2014	
Ambeint Temperature	-20°C to +75°C	
Index of Protection	IP66	



DYS



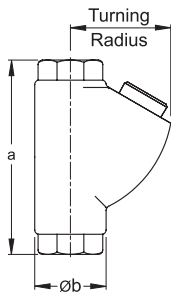
DYK



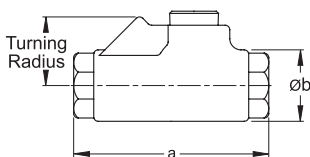
DYD

Ordering Requirements and Dimension

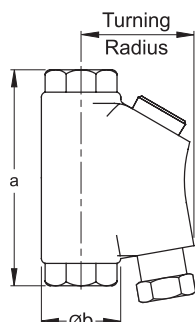
DYS



DYK



DYD



Cat. No.	Entries Thread (Female)	Dimension in mm.			Approx. Weight (kgs.)
		a	Ø b	Turning Radius	
Vertical position					
DYS 1	Ø1/2" NPT	87.0	32.0	45.0 ✱	0.156
DYS 2	Ø3/4" NPT	96.0	38.0	54.5 ✱	0.237
DYS 3	Ø1" NPT	107.0	45.0	63.0 ✱	0.365
DYS 4	Ø1-1/4" NPT	120.0	58.0	77.5 ✱	0.601
DYS 5	Ø1-1/2" NPT	138.0	63.0	88.5 ✱	0.655
DYS 6	Ø2" NPT	157.0	76.0	105.0 ✱	1.210
DYS 7	Ø2-1/2" NPT	185.0	90.0	124.0 ✱	1.707
DYS 8	Ø3" NPT	217.0	106.0	146.0 ✱	2.436
DYS 9	Ø3-1/2" NPT	258.0	132.0	181.5 ✱	4.999
DYS 10	Ø4" NPT	260.0	133.0	183.0 ✱	4.430
Horizontal position					
DYK 1	Ø1/2" NPT	87.5	32.0	31.0 ✱	0.149
DYK 2	Ø3/4" NPT	99.5	40.0	33.5 ✱	0.211
DYK 3	Ø1" NPT	103.0	45.0	37.5 ✱	0.319
DYK 4	Ø1-1/4" NPT	130.0	58.0	51.0 ✱	0.644
DYK 5	Ø1-1/2" NPT	138.0	65.0	54.5 ✱	0.705
DYK 6	Ø2" NPT	152.0	76.0	60.0 ✱	0.963
DYK 7	Ø2-1/2" NPT	174.0	88.0	69.0 ✱	1.258
DYK 8	Ø3" NPT	196.0	104.0	77.0 ✱	1.806
DYK 9	Ø3-1/2" NPT	241.0	129.0	89.5 ✱	3.295
DYK 10	Ø4" NPT	242.0	134.0	92.0 ✱	3.652
Vertical position with drain					
DYD 1	Ø1/2" NPT	87.0	32.0	45.5 †	0.250
DYD 2	Ø3/4" NPT	96.0	38.0	52.0 †	0.335
DYD 3	Ø1" NPT	107.0	45.0	61.5 †	0.347

✱ Turning radius with cover or plug removed

† Turning radius with drain fitting removed

